

**THE 2021
ANNUAL
REPORT**
OF THE UNITED STATES BOWLING CONGRESS



UNITED STATES BOWLING CONGRESS



GENUINE TRUSTED

GOLD INDUSTRY PARTNERS



Brunswick



KEGEL



THANK YOU

Your support of USBC events and the sport of bowling helps us to build A Future for the Sport.

A **Future** FOR THE **Sport**

GENUINE

TRUSTED



TABLE OF CONTENTS

ABOUT USBC	04	
2021-2022 USBC LEADERSHIP	05	
2022 USBC TOURNAMENTS	06	
USBC OPEN CHAMPIONSHIPS	08	
USBC WOMEN'S CHAMPIONSHIPS	10	
USBC MASTERS	12	
USBC QUEENS	13	
U.S. OPEN	14	
U.S. WOMEN'S OPEN	15	
TEAM USA	16	
INTERCOLLEGIATE CHAMPIONSHIPS	20	
JUNIOR GOLD CHAMPIONSHIPS	22	
YOUTH OPEN CHAMPIONSHIPS	24	
USBC SENIOR MASTERS	26	
SUPER SENIOR CLASSIC	28	
USBC SENIOR CHAMPIONSHIPS	29	
USBC CONVENTION	30	
ALL-TIME CHAMPIONS	31	
FINANCIALS	44	

UNITED STATES BOWLING CONGRESS



The United States Bowling Congress officially launched Jan. 1, 2005, as the organization to serve adult and youth bowlers in the United States and is the National Governing Body for bowling as recognized by the United States Olympic and Paralympic Committee (USOPC).

Formed by the merger of the American Bowling Congress (ABC), Women's International Bowling Congress (WIBC), Young American Bowling Alliance (YABA) and USA Bowling, USBC is a membership organization that provides standardized rules, regulations and benefits to make bowling fair and fun for everyone.

During the 2020-2021 season, USBC had 850,000 members and certified 28,362 leagues.

USBC MISSION

The USBC is the National Governing Body for bowling. Our mission is to provide services, resources and standards for the sport.

USBC VISION

Our vision is to continue to be the leading authority to the sport, servicing the needs of bowling.

USBC PROMISE

Our promise is to celebrate the past, be mindful of the present and ensure bowling's future through thoughtful research, planning and delivery.

UNITED STATES BOWLING CONGRESS

ESTABLISHED: JAN. 1, 2005

HEADQUARTERS: 621 SIX FLAGS DRIVE, ARLINGTON, TX 76011

PHONE: 800-514-2695

 | BOWL.com  | [Sport of Bowling - USBC](https://www.facebook.com/SportofBowling-USBC)
 | [@USBC](https://twitter.com/USBC)  | BowlTV.com

2021-2022 USBC BOARD OF DIRECTORS

BOARD OF DIRECTORS

MELISSA MCDANIEL | RALEIGH, N.C.

President through July 31, 2022
Director through July 31, 2024
Elected by IBC Youth Committee

ADAM MITCHELL | MYRTLE BEACH, S.C.

Vice president through July 31, 2022
Director through July 31, 2023
Elected by delegates

ANDREW ANDERSON | HOLLY, MICH.

Director through July 31, 2022
Elected by Team USA athletes

JOSIE BARNES | HERMITAGE, TENN.

Director through July 31, 2024
Elected by Team USA athletes

GLENDA BECKETT | PALMETTO BAY, FLA.

Director through July 31, 2023
Elected by delegates

MIKE CANNINGTON | FORT MYERS, FLA.

Director through July 31, 2023
Elected by IBC Youth Committee

ANTHONY COLANGELO | MERIDIAN, IDAHO

Director through July 31, 2022
Elected by delegates

JAY DARYMAN | YORK, PA.

Director through July 31, 2024
Elected by delegates

JIM DECKER | ROHNERT PARK, CALIF.

Director through July 31, 2022
Elected by BPAA

BO GOERGEN | SANFORD, MICH.

Director through July 31, 2022
Elected by delegates

DENNIS HACKER | LONGTOWN, MO.

Director through July 31, 2024
Elected by delegates

CORNELL M. JACKSON | KILMARNOCK, VA.

Director through July 31, 2022
Appointed as Director-at-large (TNBA representative)

KEVIN KRAUSS | SEMINOLE, FLA.

Director through July 31, 2022
Elected by BPAA

LIZ KUHLMAN | SCHENECTADY, N.Y.

Director through July 31, 2023
Elected by Team USA athletes

BRITNI LAGEORGE | NASHVILLE, TENN.

Director through July 31, 2024
Elected by Team USA athletes

CHRISSY LEE | TAMPA, FLA.

Director through July 31, 2024
Elected by delegates

LOWELL LOVGREN | KELSO, WASH.

Director through July 31, 2022
Elected by delegates

RON MOHR | LAS VEGAS

Director through July 31, 2024
Elected by Team USA athletes

NICK PATE | INVER GROVE HEIGHTS, MINN.

Director through July 31, 2023
Elected by Team USA athletes

TINA WILLIAMS | PFLUGERVILLE, TEXAS

Director through July 31, 2023
Elected by delegates

USBC EXECUTIVE TEAM

CHAD MURPHY

Executive Director

JASON OVERSTREET

Deputy Executive Director

Visit BOWL.com/About for more information on the USBC Board of Directors and USBC Executives.

USBC PAST PRESIDENTS

MICHAEL CARROLL | HUNTINGTON, W.VA.

Aug. 1, 2004 – July 31, 2007

JEFF BOJÉ | TAMPA, FLA.

Aug. 1, 2007 – July 31, 2010

DARLENE BAKER | MAHOMET, ILL.

Aug. 1, 2010 – July 31, 2011

JIM STURM | SOUTH CHARLESTON, W.VA.

Aug. 1, 2011 – Jan. 2012

ANDREW CAIN | PHOENIX

Jan. 2012 – July 31, 2015

FRANK WILKINSON | STATEN ISLAND, N.Y.

Aug. 1, 2015 – July 31, 2018

KARL KIELICH | EL PASO, TEXAS

Aug. 1, 2018 – July 31, 2020



MELISSA MCDANIEL

2022 USBC TOURNAMENTS



2022 USBC TEAM USA TRIALS AND U.S. NATIONAL AMATEUR BOWLING CHAMPIONSHIPS

JAN. 2-7 | GOLD COAST BOWLING CENTER
LAS VEGAS



2022 U.S. OPEN

JAN. 30-FEB. 6 | WOODLAND BOWL
INDIANAPOLIS



2022 BOWLERS JOURNAL CHAMPIONSHIPS

MARCH 11-JULY 17 | SOUTH POINT BOWLING CENTER
LAS VEGAS



2022 USBC OPEN CHAMPIONSHIPS

MARCH 12-JULY 18 | SOUTH POINT BOWLING PLAZA
LAS VEGAS



2022 USBC SENIOR QUEENS

MARCH 18-21 | GOLD COAST BOWLING CENTER
LAS VEGAS



2022 USBC MASTERS

MARCH 28-APRIL 3 | GOLD COAST BOWLING CENTER
LAS VEGAS



2022 INTERCOLLEGIATE SINGLES AND TEAM CHAMPIONSHIPS

APRIL 18-23 | STARDUST BOWL
ADDISON, ILL.



2022 USBC WOMEN'S CHAMPIONSHIPS

APRIL 24-JULY 3 | STARDUST BOWL
ADDISON, ILL.



2022 USBC CONVENTION AND ANNUAL MEETING

APRIL 25-28 | THE ORLEANS HOTEL & CASINO
LAS VEGAS



2022 USBC QUEENS

MAY 18-24 | STARDUST BOWL
ADDISON, ILL.




2022 SUPER SENIOR CLASSIC

JUNE 1-5 | SAM'S TOWN BOWLING CENTER
LAS VEGAS



2022 USBC SENIOR MASTERS

JUNE 6-12 | SAM'S TOWN BOWLING CENTER
LAS VEGAS



2022 U.S. WOMEN'S OPEN

JUNE 14-21 | KINGPIN'S ALLEY FAMILY FUN CENTER
SOUTH GLENS FALLS, N.Y.



2022 JUNIOR GOLD CHAMPIONSHIPS

JULY 11-15 (ADULT), JULY 15-23 (YOUTH) | AMF EASTBROOK LANES,
FAIRLANES BOWLING CENTER, NORTHWAY LANES, ROYAL SCOT GOLF &
BOWL, SHERMAN BOWLING CENTER, SPARE TIME ENTERTAINMENT CEN-
TER, SPECTRUM ENTERTAINMENT COMPLEX, WESTGATE BOWL
GRAND RAPIDS, MICH. AREA



2022 BOWLING.COM YOUTH OPEN CHAMPIONSHIPS

JULY 13-31 | SPECTRUM ENTERTAINMENT COMPLEX
WYOMING, MICH.



2022 USA BOWLING NATIONAL CHAMPIONSHIPS

JULY 13-14 | MULTIPLE BOWLING CENTERS
GRAND RAPIDS, MICH. AREA



2022 USBC SENIOR CHAMPIONSHIPS

AUG. 9-12 | EXECUTIVE STRIKE AND SPARE
LOUISVILLE, KY.

CORONAVIRUS FORCED CANCELLATION OF THREE USBC EVENTS IN 2021

After a 2020 season where COVID-19 forced the cancellation of the majority of USBC tournaments and events, things started to return to normal in 2021.

Despite that relative return to normalcy, there were three events in 2021 that were canceled as the USBC continued to exercise caution with respect to the coronavirus.

The 2021 USBC Team USA Trials and U.S. National Amateur Bowling Championships, scheduled for January 2-7 at Expo Bowl and Western Bowl in Indianapolis, was the first event to be taken off the 2021 schedule.

That decision was soon followed by the cancellation of the 2021 USBC Senior Queens tournament that was slated for March 9-13 at the Gold Coast Hotel, Casino and Bowling Center in Las Vegas.

The final cancellation of 2021 was the 2021 USA Bowling National Championships. That event was scheduled for July 7-8 at multiple bowling centers in the Indianapolis area.

The good news is that all three events were back on the schedule in 2022. The USBC Team USA Trials and U.S. National Amateur Bowling Championships ran January 2-7 and the USBC Senior Queens was held March 18-21. Both of those events were contested at the Gold Coast Hotel, Casino and Bowling Center in Las Vegas.

Finally, the USA Bowling National Championships proceeded as planned July 13-14 in Grand Rapids, Michigan.



The 2021 USBC Open Championships, held at the South Point Bowling Plaza and South Point Bowling Center in Las Vegas, featured more than 38,000 bowlers and will be remembered for its historical significance and noteworthy performances.

The tournament was back in action after a pandemic-forced one-year hiatus and welcomed 7,609 five-player teams to South Point from May 1-July 18. The total prize fund exceeded \$3.7 million.

Redemption was a prevailing theme and one of the sport's breakout stars turned in a near-record performance on the final day of competition.

The 2021 edition was the 117th Open Championships and marked the first time in history competition was split across two venues. All team bowling was held at the South Point Bowling Plaza, while doubles and singles took place at the South Point Bowling Center.

Among the year's 32 champions was Chris Via of Blacklick, Ohio, who bowled on the last team squad of the year July 17 and the final doubles and singles squad July 18.

The 29-year-old two-hander became the third competitor in tournament history to surpass the 2,300 mark in all-events, and he missed the all-time mark by just 23 pins.

Via, who won the 2021 U.S. Open in April 2021, kicked off his seventh Open Championships appearance with an 825 series in team. It was the year's first 800 in team competition and the second 800 overall.

He added 710 in doubles and 768 in singles for a 2,303 total.

Matt McNiel of Minneapolis owns the all-events record with 2,326.

In the team event, North Carolina's Chris Hans, Brian Locke and Kyle Troup got redemption for a sixth-place team finish in 2019.

The trio helped Before the 1st Frame 1 of Battleboro, North Carolina, to a 3,400 total and the Regular Team title on games of 1,063, 1,155 and 1,182.

Troup, a PBA Tour champion and a member of Team USA, led the 2021 surge with a 757 series and was followed by Dylan Macon (697), Hans (676), Locke (652) and Dennis Killough (618).

The Regular Doubles title went to a pair of repeat winners, Chris Pierson of West Bend, Wisconsin, and David Labinski of Milwaukee, whose first victory together at the Open Championships came in Team All-Events in 2018.

Both Open Championships veterans closed with three clutch strikes to steal the top spot by just four pins with a 1,466 total.

Pierson led the way with games of 269, 232 and 246 for a 747 series.

Locke's shot 204, 246 and 269 for a 719 total.

Kevin Bienko (2,226) and Chad Mee (2,042) teamed with their BowlU teammates Andrew Herbert (2,086), Ryan Reese (1,929) and Joseph DiNardo (1,675) to claim the 2021 Team All-Events title with a 9,958 total. Reese's performance included one of the 20 perfect games rolled at this year's Open Championships.

The 2021 Regular Singles winner, Andrew Anderson of Holly, Michigan, had the longest wait of all the Regular Division leaders.

Anderson filled his final frame May 25 to lock up the first 800 series of the tournament, and then the long wait began to see if his 802 series was enough for his second win on the tournament lanes. He had games of 269, 277 and 256.

Highlighting the action in the Standard Division, which debuted at the South Point Bowling Plaza in 2017, was a record performance in the team event.

Proformance Team 2 of Clermont, Florida, claimed the team title with games of 950 and 1,026, before a then-record 1,110 finale helped the team to the highest total in four years of Standard competition (3,086).

The effort was led by Billy Standridge, who finished with a 713 series on the strength of a 278 final game. He was joined by Charles Piker (687), Duane Podgorski (618), Sal Trevino (569) and Deanne Walsh (499).

In Classified Doubles, the husband-and-wife duo of Thomas and Sonia Holguin of Northlake, Texas, stole the spotlight with a 1,211 total. Their performance included a 667 series from Thomas while Sonia added a 544 set.

The 2021 Open Championships featured 20 perfect games, a dozen 299s and five 298s, while 25 additional bowlers rolled 11 consecutive strikes.

Additional highlights included 22 bowlers entering the event's 50-Year Club and two new members of the 60-Year Club, while USBC Hall of Famer Bob Hart Sr. of Suwanee, Georgia, became the 15th bowler to reach 65 years of Open Championships participation.

Just a few days before Hart's milestone appearance, Jamie Brooks of McKinney, became the 24th member of the 100,000-Pin Club.

The inaugural USBC Open Championships in 1901 featured 41 teams competing for a \$1,592 prize fund, and it now is known as the world's largest participatory sporting event. Bowlers now compete for a prize fund in the \$5 million range. In 115 years, the tournament has visited 49 cities in 26 states.

The 2022 event marked the tournament's sixth trip to Las Vegas and fourth visit to South Point. It marked the third time the event has been held in the same host city in back-to-back years.

2021 USBC OPEN CHAMPIONSHIPS

MAY 1-JULY 18
SOUTH POINT BOWLING PLAZA AND CENTER,
LAS VEGAS

TOP-5 RESULTS

REGULAR DIVISION

TEAM (COMBINED AVERAGES OF 876 AND ABOVE)

1. Before the 1st Frame 1, Battleboro, N.C., 3,400
2. Bowlers Headquarters, Muskego, Wis., 3,368
3. The Bowlers Shoppe 1, St. Louis, 3,352
4. Bowlers Connection 1, Carpentersville, Ill., 3,348
5. Ansara Restaurant Group 4, Clinton Township, Mich., 3,343

DOUBLES (COMBINED AVERAGES OF 351 AND ABOVE)

1. Chris Pierson, West Bend, Wis., and David Labinski, Milwaukee, 1,466
2. Kevin Bienko, Kenmore, N.Y., and Chad Mee, Hamburg, N.Y., 1,462
3. Pery Crowell IV, Hoquiam, Wash., and Jeffrey Mastny, Arlington, Neb., 1,453
4. Gregory Young, Rockledge, Fla., and Aaron Ruiz, Nashville, Tenn., 1,447
5. Chad Svendsen, Monroe, Wis., and Jonathan Schalow, Beloit, Wis., 1,436

SINGLES (AVERAGES OF 176 AND ABOVE)

1. Andrew Anderson, Holly, Mich., 802
2. Rick Schafer, Arvada, Colo., 799
3. David Haynes, Las Vegas, 793
4. David Reaume, St. Clair Shores, Mich., 791
5. Kyle Troup, Taylorsville, N.C., 786

ALL-EVENTS (AVERAGES OF 176 AND ABOVE)

1. Chris Via, Blacklick, Ohio, 2,303
2. Sean Rash, Montgomery, Ill., 2,264
3. Kevin Bienko, Kenmore, N.Y., 2,226
4. Andrew Anderson, Holly, Mich., 2,203
5. Michael Martell, Brooklyn, N.Y., 2,194

TEAM ALL-EVENTS (COMBINED ALL-EVENTS TOTALS OF ALL FIVE TEAM MEMBERS)

1. Bowl U, Kenmore, N.Y., 9,958
2. K and J Finishing 1, Carpentersville, Ill., 9,927
3. Crawford's Pro Shop, Redding, Calif., 9,897
4. Bowlers Headquarters, Muskego, Wis., 9,887
5. Care Bears, Melissa, Texas, 9,882

STANDARD DIVISION

TEAM (COMBINED AVERAGES OF 776-875)

1. Performance Team 2, Clermont, Fla., 3,086
- T2. Steve Calyore Team 2, Naples, Fla., 2,994
- T2. Him Bowling Events 7, Chula Vista, Calif., 2,994
4. Tug N Tap 2, Lorain, Ohio, 2,957
5. RXRET AZ, Tucson, Ariz., 2,927

DOUBLES (COMBINED AVERAGES OF 311-350)

1. William Matovina, Clearwater, Fla., and Christopher Davis, Winter Haven, Fla., 1,266
2. Scott Floyd Jr., and Rick Carrigan Sr., Evanston, Wyo., 1,261
3. Joseph Didion Sr., Greenwood, Ind., and Brandon Didion, Indianapolis, 1,257
4. Richard Mills, Palatine, Ill., and Glenn Mills, Hoffman Estates, Ill., 1,240
5. Richard La Crue, Morrison, Colo., and Ernie Lloyd, Centennial, Colo., 1,229

SINGLES (AVERAGES OF 156-175)

1. Mark Wojtusiak, Chandler, Ariz., 711
2. Chris Lytle, Kearney, Neb., 706
3. Travis Hicks, Riverside, Calif., 703
4. Tutor Caldwell, Stockton, Mo., 696
5. Erich Synstegard, Cottage Grove, Minn., 693

ALL-EVENTS (AVERAGES OF 156-175)

1. Michael Hamilton, Davenport, Iowa, 1,942
2. Tim Pounds, Shawnee, Kan., 1,924
3. Chris Rodriguez, Kansas City, Kan., 1,922
4. Erich Synstegard, Cottage Grove, Minn., 1,910
5. Kerry Krizan, Fort Myers, Fla., 1,904

CLASSIFIED DIVISION

TEAM (COMBINED AVERAGES OF 775 AND BELOW)

1. Mile Hy Rollers, Denver, 2,702
2. Bowling Friends, Ventura, Calif., 2,683
3. Stars & Strikes 23, Conifer, Colo., 2,631
4. High Five, Fort Lupton, Colo., 2,624
5. The Rookies, Ogden, Utah, 2,593

DOUBLES (COMBINED AVERAGES OF 310 AND BELOW)

1. Sonia Holguin and Thomas Holguin, Northlake, Texas, 1,211
2. Ron Terry and Dustin Terry, Nevada, Mo., 1,160
3. Daniel Thoele, Arlington, Minn., and James Lang, Courtland, Minn., 1,145
4. Sandra Pizzini and Jean Maxwell, Boerne, Texas, 1,131
5. Johnny Anderson and Blaine Pierce, Richfield, Utah, 1,125

SINGLES (AVERAGES OF 155 AND BELOW)

1. Barry Mortimeyer, Roseville, Calif., 674
2. Ryan Goeringer, Highland, Utah, 636
3. Howard Sharp, Maytown, Pa., 635
4. Ron Hawkins, Washougal, Wash., 619
5. Tim Pierzchalski, Burlington, Conn., 615

ALL-EVENTS (AVERAGES OF 155 AND BELOW)

1. Michael Martinez, Cicero, Ill., 1,800
2. Austin Eastman, Sioux Falls, S.D., 1,758
3. Bryce Libtow, Waterford, Mich., 1,735
4. Clifton Grant, Jackson, Miss., 1,730
5. Lindsey Anderson, Mabank, Texas, 1,721



The 101st edition of the United States Bowling Congress Women's Championships featured several record-breaking performances during its 72-day run at the National Bowling Stadium in Reno, Nevada.

The 2021 USBC Women's Championships kicked off April 23 and welcomed 2,552 four-player teams to Reno. Participants competed in four average-based divisions in team competition (Diamond, Ruby, Emerald and Sapphire) and six divisions in doubles, singles and all-events (Diamond, Ruby, Emerald, Sapphire, Amethyst and Topaz).

Colombia's Maria José Rodriguez and Guatemala's Sofia Granda finished the 2021 event at the top of the leaderboard in Diamond Doubles, posting the first 1,500-plus doubles score in tournament history with a 1,560 total.

Rodriguez became the ninth bowler at the Women's Championships to record an 800 series, rolling games of 245, 279 and 286 for an 810 series. Granda, who made her tournament debut, added games of 225, 269 and 256 for a 750 series.

The previous doubles record was held by USBC Hall of Famers Carolyn Dorin-Ballard and Lynda Barnes, who won the 2004 title with a 1,498 total.

The members of Bowl 2 Win of Mechanicville, New York, rolled games of 883, 1,003 and 923 for a 2,809 total, the second-highest team series since the Women's Championships switched from five- to four-player teams in 2014.

The performance was led by Team USA member Liz Kuhlkin's 752 series, and she was joined by Robin Orlikowski (704), Jessica Aiezza (696) and Suzanne Morine (657).

The four-player team series record is 2,819, rolled by Bowlieve In A Cure of Arlington, Texas, during the 2014 event.

Sharon Powers of Lakewood, Colorado, claimed a title in back-to-back Women's Championships appearances after rolling an 801 series in Diamond Singles.

Powers, who made her 45th tournament appearance in 2021, fired games of 289, 268 and 244 to become the 10th bowler to record an 800 series at the Women's Championships.

Her performance marked the second time a bowler has reached an 800 series in the singles event. Michelle Feldman of Auburn, New York, won Classic Singles in 2009 with an 816 series.

Malaysia's Shalin Zulkifli averaged more than 250 for her nine games at the 2021 event to lead the way in Diamond All-Events with a 2,253 total, the third-highest all-events score in tournament history.

Zulkifli rolled sets of 782 in team, 752 in doubles and 719 in singles.

Jodi Woessner of Oregon, Ohio, holds the all-events record at the Women's Championships with a 2,330 total, posted at the 2010 tournament in El Paso, Texas.

Other bowlers won multiple titles at the 2021 Women's Championships.

Shalanda Nunn of Lafayette, Indiana, captured wins in Sapphire Singles and Sapphire All-Events with scores of 671 and 1,740, respectively.

Nunn used games of 237, 253 and 181 to take over the top spot in singles, and she added sets of 587 in team and 482 in doubles to roll to the top of the leaderboard in all-events.

Malinda Carpenter of Colville, Washington, picked up a pair of titles in the Amethyst Division.

She took home Amethyst Doubles with Sharold Moser of Addy, Washington, with a 1,072 total. Carpenter rolled a 573 series, and Moser added 499 in the winning effort.

Carpenter added 520 in team and 474 in singles to also claim the top spot in Amethyst All-Events with a 1,567 total.

Rebecca Grant of Lake Havasu City, Arizona, finished the 2021 event at the top of the Topaz Doubles and Topaz All-Events standings.

Grant paired with Diena Wasson of Enumclaw, Washington, to win Topaz Doubles with a 907 total. Grant had a 531 series, and Wasson tallied 376.

Grant added sets of 514 in singles and 461 in team to also take the top spot in Topaz All-Events with a 1,506 total.

Joan Boesen of Bullhead City, Arizona, finished at the top of Topaz Singles with a 518 series.

In addition to the two 800 series rolled at the 2021 event, two bowlers also rolled 300 games at the National Bowling Stadium.

Tina Williams of Pflugerville, Texas, was the first player to achieve the feat, as she started her doubles set with 12 consecutive strikes.

Karen Barcal of Albuquerque, New Mexico, rolled 300 during her final game of team competition. Barcal made a second run at perfection during her doubles set the following day, rolling 299 in her second game on the way to a 787 series.

Barcal is the first bowler at the Women's Championships to roll both a 300 and 299 on the championship lanes.

Ruth Heath-Trott of Montpelier, Ohio, was the only bowler at the 2021 event to celebrate reaching 50 years of tournament participation.

The 2021 Women's Championships did take a brief hiatus in May to welcome the USBC Queens to the National Bowling Stadium. The Queens is a major championship on the PWBA Tour.

Julia Bond of Aurora, Illinois, defeated 2011 Queens champion Missy Parkin of Laguna Hills, California, in the title match, 238-154, to capture her second career PWBA Tour title and first major championship.

2021 USBC WOMEN'S CHAMPIONSHIPS

APRIL 23-JULY 3 | NATIONAL BOWLING STADIUM, RENO, NEV.

TOP-5 RESULTS

TEAM

DIAMOND (BOWLERS WITH COMBINED AVERAGES OF 665 AND ABOVE)

1. Bowl 2 Win (Jessica Aiezza, Liz Kuhlkin, Suzanne Morine, Robin Orlikowski), Mechanicville, N.Y., 2,809
2. Storm Nation (Lindsay Boomershine, Kaleena Henning-Shannon, Kristie Leong, Jasmine Snell), Brigham City, Utah, 2,704
3. Sterner Strong #1 (Erin McCarthy, Kristin Nieter, Michelle Sterner, Terysa Wojnar), Oregon, Ohio, 2,701
4. Elizabeth the Gloriana (Debbie Ayers, Roxanna Horton, Madeleine McDuff, Mallory Nutting), Campbell, Calif., 2,696
5. Chicks With Altitude (Angela Dato, Emily Eckhoff, Carrie Endres, Corina Grasso), Fort Collins, Colo., 2,677

RUBY (BOWLERS WITH COMBINED AVERAGES OF 600-664)

1. Happy Cats (Denise Brabec, Kristine Guindon, Pamela O'Neil, Dawn Trodler), Elgin, Ill., 2,283
2. Magic Four (Carolann Bryant, Ruth Thompson, Rose Waters, Diana Winningham), Orrum, N.C., 2,253
3. Phillipa of Hainault (Sallie Clampitt, Wilma Mansfield, Molly Pattison, Lisa Rantala), Campbell, Calif., 2,251
4. Poco Loco (Monica Fuentes, Kerry Moreland, Retha Moreland, Jessica Rodriguez), Houston, 2,250
5. Crossways LLC (Georgeine Carroll, Pat Crossley, Laura Flynn, Jeanne Stenis), Okarche, Okla., 2,233

EMERALD (BOWLERS WITH COMBINED AVERAGES OF 545-599)

1. No Pin Intended (Lisa Herrington, Peggy Herrington, Kelly Medley, Misty Williams), Cheyenne, Wyo., 2,113
2. Bowlaholics (Diane Heppner, Melody Moody, Barbara Murphy, Priscilla Perkins), Glendale, Ariz., 2,082
3. Back Again (Carla Graves, Christine Johnson, Sharon Love, Shalanda Nunn), Chicago, 2,068
4. Nordic Lanes III (Sharon Boyum, Debra Erickson, Renee Mierau, Danielle Rasmussen), Rushford, Minn., 2,066
5. Where Here (Kathy Blankinship, Falena Brandel, Paula Ray, Leila Wommack), Sioux Falls, S.D., 2,062

SAPPHIRE (BOWLERS WITH COMBINED AVERAGES OF 544 AND BELOW)

1. Pocket Pounders (Tammy Lepley, Belinda Partida, Debi Richardson, Janell Smith), Haltom City, Texas, 1,989
2. Faith Catering (Teresa Korschot, Mary Miller, Christina Winters, Marie Wright), Goodland, Ind., 1,880
3. Mixed Blessings (Carol Beggs, Sandra Boone, Kande Franklin, Joy Willadsen), Tyler, Texas, 1,872
4. Rock N' Rowdy Rollers (Dina Feld, Debbie Hammack, Connie Harlan, Lareva Walker), Gun Barrel City, Texas, 1,868
5. Burgh Queens Bees (Tracy Eadie, Debra Harris, Chrysan Smith, Kathy Tylka), Carmichaels, Pa., 1,862

DOUBLES

DIAMOND (BOWLERS WITH COMBINED AVERAGES OF 350 AND ABOVE)

1. Maria José Rodríguez, Austin, Texas/Sofia Granda, Guatemala, 1,560
2. Nichole Hiraoka, Daly City, Calif./Karsyn Lukosius, Brick, N.J., 1,472
3. Kaleena Henning-Shannon, Omaha, Neb./Jasmine Snell, Papillon, Neb., 1,458
4. Karen Reid, Tracy, Calif./Anggie Ramirez Perea, Austin, Texas, 1,440
5. Casie Wojahn, Evans, Colo./Jennifer Cupples, Colorado Springs, Colo., 1,421

RUBY (BOWLERS WITH COMBINED AVERAGES OF 322-349)

1. Kimberley Haney, Aberdeen, Md./Khrystyna Liske, Delta, Pa., 1,308
2. Jennifer Putibet, Maywood, Ill./Bettie Vines-Mathis, Park Forest, Ill., 1,285
3. Eunsook So/Chong McHugh, Fort Worth, Texas, 1,259
4. LaShun Vessel, Houston/Sandra Rouse, Tomball, Texas, 1,215
- T5. Julia Woodall, Clinton Township, Mich./Deana Harris, Warren, Mich., 1,207
- T5. Patricia Long, Joliet, Ill./Ashley Bennett, Plainfield, Ill., 1,207

EMERALD (BOWLERS WITH COMBINED AVERAGES OF 298-321)

1. Dawn Leuellen-Howle, Phoenix/Sabrina Tucci, Glendale, Ariz., 1,220
2. Erica Scott, Converse, Texas/Elicia Sears, San Antonio, 1,208
3. Angel Fulton/Maria Veney, San Antonio, 1,169
4. Helen Jackson/Judy Seui, Clarksville, Tenn., 1,154
5. Cynthia Pumphrey/DaShonda Bailey, Little Rock, Ark., 1,148

SAPPHIRE (BOWLERS WITH COMBINED AVERAGES OF 276-297)

1. Katherine Dowd, Pinconning, Mich./Kate Biskupski, Bay City, Mich., 1,090
2. Patsy Lewis, Panama City, Fla./Ginny Schena, Haverhill, Mass., 1,080
3. Tina Duarte, Herriman, Utah/Aubrey Clark, Layton, Utah, 1,070
4. Tori King/Savannah Cisneros, Cedar City, Utah, 1,067
5. Sara Schulz, Sterling Heights, Mich./Diane Schulz, Lenox, Mich., 1,054

AMETHYST (BOWLERS WITH COMBINED AVERAGES OF 250-275)

1. Sharold Moser, Addy, Wash./Malinda Carpenter, Colville, Wash., 1,072
- T2. Robin Burks, Cottage Grove, Minn./Christine Martin, St. Paul Park, Minn., 1,012
- T2. Rhonda White, Odessa, Texas/Mallory Tozier, Boulder, Colo., 1,012
4. Sandra DuVall-Wolfe, West Grove, Pa./Susan Kolodziej, Longs, S.C., 1,006
5. Renee Arntz, Altoona, Ala./Lynn Koehler, Boaz, Ala., 1,003

TOPAZ (FOR BOWLERS WITH COMBINED AVERAGES OF 249 AND BELOW)

1. Diena Wasson, Enumclaw, Wash./Rebecca Grant, Lake Havasu City, Ariz., 907
- T2. Dolores Peace, Dover, Del./Doris Butler, Hartly, Del., 902

- T2. Karen Andrus, Rigby, Idaho/Roseanna Seymour, Idaho Falls, Idaho, 902
4. Linda Johnson/Sue Janssen, Kearney, Neb., 894
5. Kim Volti, Coloma, Wis./Marlene Wahlen, Adams, Wis., 890

SINGLES

DIAMOND (BOWLERS WITH AVERAGES OF 175 AND ABOVE)

1. Sharon Powers, Lakewood, Colo., 801
2. Verity Crawley, England, 793
3. Erin Lenahan, Las Vegas, 792
4. Jennifer Parsons, Deland, Fla., 779
5. Heather Dettrey, Lincoln, Calif., 770

RUBY (FOR BOWLERS WITH AVERAGES FROM 161-174)

1. Dawn Sundblade, Indian Trail, N.C., 732
2. DaShonda Bailey, Little Rock, Ark., 724
3. Rose Waters, Auburn Hills, Mich., 704
- T4. Gay Socha, Fayetteville, Ga., 696
- T4. Jennifer Nusbaum, Leonardtown, Md., 696
- T4. Darla Moorhead, Perham, Minn., 696

EMERALD (BOWLERS WITH AVERAGES FROM 149-160)

1. Melinda Jenkins, Longmont, Colo., 663
2. Tonya Hausser, Loveland, Colo., 662
3. Julie Badham, Centerville, Utah, 650
4. Sheila Allen, Woodbridge, Va., 646
5. Julie Lancaster, Littleton, Colo., 643

SAPPHIRE (FOR BOWLERS WITH AVERAGES FROM 138-148)

1. Shalanda Nunn, Lafayette, Ind., 671
2. Alisha Stahler, Pine Island, Minn., 605
3. Shannon Quigley, Bartlett, Ill., 595
- T4. Korey Young, Montpelier, Idaho, 594
- T4. Kimberlee Edson, Sandy, Utah, 594

AMETHYST (FOR BOWLERS WITH AVERAGES FROM 125-137)

- T1. Wendy Kelley, Trout Creek, Mont., 600
- T1. Bonnie Winters, Ansley, Neb., 600
3. Mary Graves, Overland Park, Kan., 556
4. Ellen Brogdon, Phenix City, Ala., 550
5. Cindy Spotanski, Loveland, Colo., 546

TOPAZ (BOWLERS WITH AVERAGES OF 124 AND BELOW)

1. Joan Boesen, Bullhead City, Ariz., 518
2. Rebecca Grant, Lake Havasu City, Ariz., 514
3. Cheryl Durham, Clinton, Md., 507
4. Kathy Ronca, New Franklin, Ohio, 506
5. Peggy Little, Conroe, Texas, 505

ALL-EVENTS

DIAMOND (BOWLERS WITH AVERAGES OF 175 AND ABOVE)

1. Shalin Zulkifli, Malaysia, 2,253
2. Ashley Crowder, Tamarac, Fla., 2,206
- T3. Maria José Rodríguez, Austin, Texas, 2,197
- T3. Liz Kuhlkin, Schenectady, N.Y., 2,197
5. Tina Williams, Pflugerville, Texas, 2,195

RUBY (BOWLERS WITH AVERAGES FROM 161-174)

1. DaShonda Bailey, Little Rock, Ark., 2,055
2. LaShun Vessel, Houston, 1,958
3. Rose Waters, Auburn Hills, Mich., 1,950
4. Deborah Manthey, Dearborn, Mich., 1,915
5. Jennifer Nusbaum, Leonardtown, Md., 1,890

EMERALD (BOWLERS WITH AVERAGES FROM 149-160)

1. Kimberly Ruiz-Grewen, Canton, Ga., 1,809
2. Erica Scott, Converse, Texas, 1,801
3. Cindy Pate, Lafayette, La., 1,765
4. Tricia Arthur, Casselberry, Fla., 1,763
- T5. Sherry Theisen, Surprise, Ariz., 1,755
- T5. Heather Guzman, Granby, Mass., 1,755

SAPPHIRE (BOWLERS WITH AVERAGES FROM 138-148)

1. Shalanda Nunn, Lafayette, Ind., 1,740
2. Tori King, Cedar City, Utah, 1,685
3. Pauline Atchison, Euless, Texas, 1,683
4. Shannon Quigley, Bartlett, Ill., 1,670
5. Liz Clark, Elk Grove, Calif., 1,644

AMETHYST (BOWLERS WITH AVERAGES FROM 125-137)

1. Malinda Carpenter, Colville, Wash., 1,567
2. Pam Rolf, Hutchinson, Minn., 1,549
3. Tina Jennings, Kemp, Texas, 1,544
4. Tammy Lepley, Reno, Nev., 1,537
5. Sonija Caron, Lancaster, Calif., 1,503

TOPAZ (BOWLERS WITH AVERAGES OF 124 AND BELOW)

1. Rebecca Grant, Lake Havasu City, Ariz., 1,506
2. Gina Mix, Collinsville, Okla., 1,425
3. Julia Fugitt, Grapevine, Texas, 1,406
4. Cheryl Durham, Clinton, Md., 1,398
5. Brenda Winklepleck, Strasburg, Colo., 1,374



2021 USBC MASTERS RESULTS

MARCH 30-APRIL 4 | NATIONAL BOWLING STADIUM,
RENO, NEV.

Entries: 216

FINAL STANDINGS

1. Thomas Larsen, Denmark, 410 (two games), \$30,000
2. Jesper Svensson, Sweden, 176 (one game), \$25,000
3. Spencer Robarge, Springfield, Mo., 637 (three games), \$15,000
4. Jason Sterner, Rochester, N.Y., 166 (one game), \$10,000
5. Chris Via, Springfield, Ohio, 194 (one game), \$8,000

STEPLADDER RESULTS

MATCH 1: Robarge def. Via, 213-194

MATCH 2: Robarge def. Sterner, 224-166

SEMIFINAL: Larsen def. Robarge, 213-200

CHAMPIONSHIP: Larsen def. Svensson, 197-176

Denmark's Thomas Larsen said he was excited to return to the National Bowling Stadium in Reno, Nevada, and proved it by defeating top seed Jesper Svensson of Sweden, 197-176, for his third Professional Bowlers Association Tour title and first major victory of his career at the 2021 United States Bowling Congress Masters.

Larsen, a 31-year-old right-hander, became the first bowler from Denmark to win the event.

The Masters stepladder was broadcast live on Fox Sports' FS1. The event was the fourth of five majors on the 2021 PBA Tour calendar, and the win earned Larsen a \$30,000 top prize.

"Coming to Reno is big-time bowling, and it's such an awesome venue, where I always seem to be able to match up and bowl well," Larsen said. "There were a lot of nerves today and a few shots where I couldn't even feel my legs, but I'm glad I was able to throw enough shots to come away with the win."

Larsen fell behind early in the final against Svensson, but back-to-back splits from Svensson in the seventh (4-6-7-10) and eighth (3-7) frames, the second of which he was able to convert, allowed Larsen to rally back for a chance to lock up the game and title.

After striking in the ninth frame, a double and one pin would've sealed the victory. He struck on his first 10th-frame offering but missed left on his second, leaving a 3 pin.

Svensson, a 26-year-old Swedish two-hander, could've thrown three strikes in his final frame for a single-pin victory. The multi-time PBA Tour champion, who was looking for his second major title, left a 7 pin on his first shot to fall short.

In the semifinal, Larsen used four consecutive strikes to pull away from Junior Team USA's Spencer Robarge of Springfield, Missouri, 213-200.

Robarge, 18, was looking to become the youngest Masters winner, youngest bowler in history to win a PBA Tour event, and the first amateur to claim the Masters title since 2002.

Anthony Simonsen was 19 years and 39 days old when he won in 2016.

Robarge earned his spot in the semifinal with a 224-166 win over PBA Tour champion Jason Sterner of Rochester, New York. Robarge started the telecast by defeating Chris Via of Springfield, Ohio, 213-194.

All rounds of qualifying and match play from the 2021 Masters were broadcast live on BowlTV.com and simulcast to FloBowling.

The event, which was first held in 1951, featured more than 200 players, who bowled three five-game qualifying blocks over three days, with total pinfall determining the 63 bowlers who joined defending champion Jakob Butturff of Tempe, Arizona, in the bracket.

Butturff finished tied for 33rd.



2021 USBC QUEENS RESULTS

MAY 12-18 | NATIONAL BOWLING STADIUM, RENO, NEV.

Entries: 110

FINAL STANDINGS

1. Julia Bond, Aurora, Ill., 238 (one game), \$20,000
2. Missy Parkin, Laguna Hills, Calif., 613 (three games), \$10,000
3. Liz Kuhlkin, Schenectady, N.Y., 211 (one game), \$6,000
4. Verity Crawley, England, 417 (two games), \$4,500
5. Diana Zavjalova, Latvia, 172 (one game), \$3,500

STEPLADDER RESULTS

MATCH 1: Crawley def. Zavjalova, 197-172
MATCH 2: Parkin def. Crawley, 236-220
SEMIFINAL: Parkin def. Kuhlkin, 223-211
CHAMPIONSHIP: Bond def. Parkin, 238-154

Julia Bond of Aurora, Illinois, capped a dominating performance at the National Bowling Stadium by winning her first major championship at the 2021 United States Bowling Congress Queens.

The 25-year-old right-hander went undefeated through the double-elimination bracket and recorded her second win of the 2021 Professional Women's Bowling Association Tour season by defeating 2011 USBC Queens champion Missy Parkin of Laguna Hills, California, in the title match, 238-154.

Bond claimed the coveted tiara and the \$20,000 first-place prize. Parkin earned \$10,000 for her runner-up finish.

The finals of the 2021 Queens were broadcast on BowlTV.com.

"This feels great," said Bond, who won her first career national tour title in January 2021 at the PWBA Hall of Fame Classic. "It's a very validating feeling to see that I'm on the right path, making good choices and learning."

Bond, who had to be defeated twice as the top seed for the stepladder finals in the true double-elimination format, quickly took the lead in the title match, with Parkin opening in two of her first four frames.

Bond stayed clean through the first six frames and then tossed six consecutive strikes to seal the victory.

Bond noted how quickly the 42-foot oil pattern was transitioning during her warm-up shots as she waited for the opportunity to start the title match, and she was able to see the path she wanted to take.

The three-time PWBA Regional champion also was able to rely on things she learned Monday in the final match in the winners bracket against Liz Kuhlkin of Schenectady, New York. Bond rolled 257 in the final game of that match after making a jump to the left. She recorded the win and earned the top seed, 663-620.

Parkin won two matches to advance to the final, defeating England's Verity Crawley, 236-220, before striking out in the ninth and 10th frames of her semifinal match to defeat Kuhlkin, 223-211.

The stepladder finals started with Crawley defeating Latvia's Diana Zavjalova, 197-172.

Zavjalova was looking to become the third player to win three Queens titles after capturing the tiara in 2013 and 2017.

The 2021 event started with 110 competitors. After 15 games of qualifying over three days, the top 63 players and Ukraine's Dasha Kovalova, who was guaranteed a spot in the bracket as the defending champion, advanced to match play.

Kovalova finished tied for 25th place.

The USBC Queens, a major event on the PWBA Tour, features the top women competitors from around the world vying for the coveted tiara and a place on the historic list of champions. The event was first held in 1961.



2021 U.S. OPEN RESULTS

APRIL 6-11 | NATIONAL BOWLING STADIUM, RENO, NEV.

Entries: 108

FINAL STANDINGS

1. Chris Via, Springfield, Ohio, 214 (one game), \$30,000
2. Jakob Butturff, Tempe, Ariz., 470 (two games), \$15,000
3. Anthony Neuer, Lewisburg, Pa., 439 (two games), \$12,000
4. Cristian Azcona, Clermont, Fla., 458 (two games), \$10,000
5. Jason Sterner, Rochester, N.Y., 256 (one game), \$8,000

STEPLADDER RESULTS

MATCH NO. 1: Azcona def. Sterner, 258-256

MATCH NO. 2: Neuer def. Azcona, 236-200

SEMIFINAL: Butturff def. Neuer, 257-203

CHAMPIONSHIP: Via def. Butturff, 214-213

Chris Via of Springfield, Ohio, claimed the 2021 U.S. Open with a dramatic 214-213 victory over Jakob Butturff of Tempe, Arizona, at the famed National Bowling Stadium in Reno, Nevada.

The 29-year-old right-hander earned his first career Professional Bowlers Association win and the \$30,000 top prize. The show aired live on FOX Sports' FS1 and was the last of five majors on the 2021 PBA Tour schedule.

The title tilt came down to the final delivery of the long week as Butturff had the opportunity to throw three strikes in his final frame to force a roll-off, but he fell short, leaving a 2 pin after delivering the first two strikes.

"I fully expected to be bowling in a roll-off," said Via. "It was more shock at first when he didn't get it, then the realization that I won, and I'm a major champion. To do it at this event, and at the Stadium, is a dream come true."

The loss marked the third runner-up finish for Butturff at the U.S. Open, with the first two coming in 2017 and 2018. He also lost the 2018 event by a single pin, falling 207-206 to England's Dom Barrett.

Butturff entered the stepladder as the second seed. The left-hander was in complete control in the semifinal as he rolled to a 257-203 win over 18-year-old Junior Team USA member Anthony Neuer of Lewisburg, Pennsylvania.

Neuer was looking to become the youngest bowler to win a major title on the PBA Tour.

Though he fell short of that goal, he did add his name to the record book by becoming the fourth bowler in history, and first since 1991, to pick up the 7-10 split on a PBA telecast.

Neuer, a four-time member of Junior Team USA, earned his spot in the semifinal by striking in six of his first eight frames in Match 2 to defeat Cristian Azcona of Clermont, Florida, 236-200.

The day's opening match was a high-scoring battle between Azcona and PBA Tour champion Jason Sterner of Rochester, New York.

Azcona started with four consecutive strikes and delivered three more in his final frame to lock out the 37-year-old right-hander, 258-256.

The 2021 U.S. Open started with 108 competitors, all of whom bowled 24 games of qualifying across three oil patterns, before total pinfall determined the 36 bowlers who advanced to the Cashers' Round on a fourth lane condition.

The final pattern, a 42-foot condition, was used throughout match play and was featured again on the TV show.


Following the Cashers' Round, 32-game pinfall totals determined the 24 players for round-robin match play, and their 56-game totals, including 30 bonus pins for each match they won, determined the five bowlers for Sunday's stepladder.

The majority of the competitors earned direct entry into the event based on their on-lane performances throughout 2020, while 43 bowlers advanced to the 108-player field through an eight-game pre-tournament qualifier.

Each round of qualifying and match play at the 2021 U.S. Open was broadcast live at BowlTV.com and simulcast on FloBowling.

The U.S. Open often is regarded as one of the most challenging events in the sport, featuring a 56-game marathon on demanding playing conditions to determine the finalists. Participants in the select field earned their spots in the field based on their on-lane performances throughout the previous year.

Known as the Bowling Proprietors' Association of America All-Star until 1971, the U.S. Open includes a long and rich history, with the winner receiving the coveted green jacket.



2021 U.S. WOMEN'S OPEN RESULTS

JUNE AUG. 25-31 | DOUBLE DECKER LANES, ROHNERT PARK, CALIF.

Entries: 71

FINAL STANDINGS

1. Josie Barnes, Hermitage, Tenn., 198 (one game), \$100,000
2. Cherie Tan, Singapore, 372 (two games), \$50,000
3. Shannon Pluhowsky, Dayton, Ohio, 445 (two games), \$25,000
4. Stephanie Zavala, Downey, Calif., 431 (two games), \$15,000
5. Diana Zavjalova, Latvia, 199 (one game), \$12,000

STEPLADDER RESULTS

MATCH NO. 1: Zavala def. Zavjalova, 220-199

MATCH NO. 2: Pluhowsky def. Zavala, 279-211

SEMIFINAL: Tan def. Pluhowsky, 178-166

CHAMPIONSHIP: Barnes def. Tan, 198-194

Josie Barnes of Hermitage, Tennessee, made history by defeating Singapore's Cherie Tan, 198-194, to win the U.S. Women's Open. The \$100,000 first-place check earned by Barnes is the biggest prize check ever awarded at a professional women's bowling event.

The win, televised live on CBS Sports Network from Double Decker Lanes in Rohnert Park, California, was the first major championship for the 33-year-old right-hander, and her fourth Professional Women's Bowling Association Tour title overall. Barnes also collected the event's coveted green jacket and iconic U.S. Women's Open trophy.

"Going into this week, I really was trying to find some good things about this season, and while there were a few, there weren't many," said Barnes. "After tonight, I feel like I can say it was the best season ever."

The final match was settled with Barnes on the bench and Tan stepping up needing a double and five pins in her final frame to secure the victory.

The 33-year-old left-hander got the first strike, but she left the 3-6 combination on her second shot to fall short.

Having finished first, Barnes had the opportunity to lock up the win with a double of her own, but the first shot of her 10th frame crossed over and left a 9 pin. After the spare, she got six pins on her fill ball. That left Tan needing a double in the 10th that ultimately eluded her.

The historic title tilt also was a rematch of the final game of the 2019

Nationwide PWBA Greater Cleveland Open, where Barnes also came out on top. That was her last visit to the winner's circle.

Tan, who owns two PWBA Tour titles, including a major win at the 2019 PWBA Players Championship, earned \$50,000 for the runner-up finish.

The biggest first-place prize in a women's bowling event prior to the 2021 U.S. Women's Open came in 2001, when USBC Hall of Famer Kim Kearney collected \$55,000 for the first of her two U.S. Women's Open titles.

To earn her chance at history, Tan first had to defeat fellow left-hander Shannon Pluhowsky of Dayton, Ohio. They were two of the three southpaws in the field at Double Decker Lanes.

Tan struck twice in the match and converted the 2-4-7 combination in her final frame to slip past Pluhowsky, 178-166.

Pluhowsky, 39, was seeking her second major title, and first since winning the Queens in 2006.

Before the meeting with Tan, Pluhowsky kicked off her seventh championship-round appearance at a major in a major way, tossing 10 strikes in a 279-211 victory against 2021 PWBA Tour Rookie of the Year front-runner Stephanie Zavala of Downey, California.

Zavala, a 25-year-old right-hander, has earned two PWBA Tour titles in her rookie season, and this show was her fourth stepladder appearance of the year.

It took Zavala a few frames to settle in for her first PWBA show on live TV, but she was able to overcome two splits in the first three frames of the opening match to collect a 220-199 win over two-time Queens champion Diana Zavjalova of Latvia.

Zavala rallied with six consecutive strikes, starting in the fifth frame, while Zavjalova, a 30-year-old right-hander, hit the pocket 11 times but failed to record a double.


The week started with 71 competitors, who bowled 24 games across three days and three oil patterns, before the field was cut to the top 24 for Round 4 and match play. A fourth lane condition was introduced for Round 4, match play and the championship round. Patterns ranged from 36-46 feet.

The 56-game totals, including 30 bonus pins for each win in match play, determined the five players advancing to the stepladder finals.

All rounds of qualifying and match play were broadcast live at BowlTV.com.



WHOLE TEAM NOT PICTURED



All United States Bowling Congress members have the opportunity to represent their country in international competition as members of Team USA, Junior Team USA, Senior Team USA or Para Team USA.

As has become tradition, the year typically kicks off with the USBC Team USA Trials and U.S. National Amateur Bowling Championships, where the nation's best battle over five days and a variety of challenging lane conditions for the opportunity to represent the Team USA program in international competition.

The events then conclude with the introduction of Team USA and Junior Team USA for the calendar year, with the Junior Team USA rosters also including those who qualified for the team through the Junior Gold Championships.

Unfortunately, due to the lingering effects of COVID-19, the events were not held in 2021. Instead, all of those who had qualified for the respective teams in 2020, earned an additional year on those teams – a small consolation for the opportunities missed by the pandemic and low profile the Team USA program had in 2020.

Following a lengthy hiatus, international bowling competition resumed in late 2021, and the Team USA program returned to action for a handful of successful events on two continents.

Team members first hit the friendly skies in October for a trip to Cali, Colombia, for the 2021 PANAM Bowling Elite Championships and simultaneous 2021 edition of the PANAM Bowling Champion of Champions.

The tournaments were held at Bolera Departamental and included the best bowlers from North, Central and South America, as well as the Caribbean.

There were 30 medals up for grabs at the Elite Championships and two available for the Champion of Champions.

Team USA picked up 13 medals and was followed by Mexico (7), Puerto Rico (4), Canada (4), Colombia (2), Aruba (1) and Costa Rica (1).

Among the highlights for Team USA men at the PANAM Elite Championships in Colombia were gold medals in doubles (Nick Pate and Kyle Sherman), team (Pate, Sherman, Andrew Anderson, Cameron Crowe, Kristopher Prather and Matt Russo) and all-events (Russo).

The women found the top of the podium in doubles (Breanna Clemmer and Lauren Pate), women's trios (Julia Bond, Bryanna Coté and Sydney Brummett), women's team (Bond, Brummett, Clemmer, Coté, Pate and Gazmine Mason) and women's all-events (Clemmer).

Two men and two women from each country were designated by

the coaches to have their scores used toward the 2021 edition of the Champion of Champions.

The top four countries, based on the combined 24-game pinfall totals in each gender classification, plus the United States, qualified for the 2022 World Games. Because that event is being held in Birmingham, Alabama, the United States automatically gets a spot as the host nation.

The Team USA representatives for the Champion of Champions event were Anderson, Russo, Bond and Coté.

The countries that qualified for the World Games from the men's field were Puerto Rico, Colombia, Costa Rica and Canada. For the women, Colombia, Mexico, Puerto Rico and Aruba advanced.

Competitors initially thought a spot in the World Games was all that was on the line for this year's Champion of Champions, but the top performers also were awarded gold medals based on their 24-game totals.

Russo claimed the prize on the men's side, marking his fifth Champion of Champions gold medal. He won four in four opportunities during his Team USA debut in 2018. He now has seven gold medals in 10 events. The women's gold medal went to Mexico's Iliana Lomeli.

The second destination of the year for Team USA was the United Arab Emirates, as Dubai played host to a trio of world championship events – International Bowling Federation Super World Championships, IBF Para World Championships and IBF Masters (formerly Senior) World Championships.

Team members, coaches and staff were on-site at the Dubai International Bowling Centre for most of the month of November and found success at each event.

The list of women selected to represent the United States at the Super World Championships included a quartet of past world champions – Kelly Kulick of Union, New Jersey; Danielle McEwan of Stony Point, New York; Missy Parkin of Laguna Hills, California; and Jordan Richard of Maumee, Ohio.

The men's team included three world champions and a first-timer – Anderson of Holly, Michigan; Jakob Butturff of Tempe, Arizona; AJ Johnson of Oswego, Illinois; and Prather of Plainfield, Illinois.

The Super World Championships marked the debut of some changes, beyond just the shift from World Bowling to IBF.

As part of the new design of the event, team competition will shift from five players to four, while everything after the tournament-opening singles event was contested using a variation of Baker scoring.

In the traditional Baker format, each member of a five-player team bowls two frames, and the team members work together to complete a game. The leadoff bowler bowls the first and sixth frames, the next team member completes the second and seventh frames and so on.

In Dubai, the concept was adapted for doubles, trios and the two team events (traditional and mixed), with strategy determining which players in the lineup bowled extra frames, where applicable.

The Team USA men and women all left Dubai with gold medals. The men won trios (all four received medals), and the women took home the team gold medal. Kulick and Parkin shared most valuable player honors on the women's side.

The men also claimed a bronze medal in doubles (Anderson and Prather), while the inaugural mixed doubles event ended with a silver medal for Team USA (Butturff, Kulick, Parkin and Prather).

The inaugural Para Bowling World Championships also yielded some serious hardware for the United States.

American Wheelchair Bowling Association Chairman Eddy Hutchens said one of the main focuses of the AWBA is getting people out of their homes and onto the lanes.

Hutchens used the week as the ultimate lead-by-example opportunity by traveling nearly 8,000 miles from Franktown, Colorado, to Dubai to represent Team USA.

The AWBA's top-ranked scratch player led a contingent of four bowlers into the Dubai International Bowling Centre, and all four team members will return to the United States with countless memories and at least one gold medal.

He was joined in the trailblazing effort by Shawn Beam of Burseson, Texas, Debra Freed of Framingham, Massachusetts, and Toodie Perry of Bakersfield, California, and they were among 21 bowlers from four countries competing for medals in singles, doubles, mixed doubles and mixed team.

The participating nations included Hong Kong, India, Thailand and the United States.

Team USA won eight of the 20 medals available, and Hutchens was the first of the group to strike gold, taking home the men's singles title to kick off the tournament.

He was the top seed after six games of qualifying at the Dubai International Bowling Centre and defeated Thailand's Suphan Sinthusuwan, 165-116, to claim his place in the record book.

Not only was the accomplishment noteworthy from a historic perspective, it also was special because the gold-medal match took place on a one-of-a-kind stage under the Dubai night sky.

The custom two-lane venue was created for the medal rounds of the 2021 IBF Super World Championships and also hosted the men's and women's singles finals of the Para Bowling World Championships.

The setup was built outside in the Sports, Fitness and Wellbeing Hub at Expo 2020 Dubai, a multicultural event that included exhibits from more than 190 countries and lasted six months.





"To represent the United States, and to be the first ever to bring back a world championship - there are no words to describe it," Hutchens said. "It's right up there with when my boys were born. It's tears in the eyes. It was a national anthem like never before. There were goosebumps, and I don't get goosebumps, but I did when I got the call that I was going to be on Team USA, and then last night, it was goosebumps and smiles galore."

Hong Kong's Wong Mei-Lan, the top qualifier on the women's side after six games, defeated Thailand's Chantira Hutinan, 101-70, to become the first Para Bowling world champion in history.

Hutchens went on to medal in every discipline, collecting three gold medals and one silver medal.

He teamed with Beam to win the inaugural doubles event, which featured the same Baker format competitors experienced during the Super World Championships. In Baker doubles, the teammates alternate frames to complete one game.

The duo qualified second overall and earned one of four spots in the bracket-style semifinals.

They dispensed of Thailand's Kampa Pongtao and Choochat Sukjarem, 178-135, before topping their teammates, Sawai Padpong and Samsak Ruamsab, in the final, 159-146.

Beam previously found the spotlight in 2012, when he became the first bowler in a wheelchair to roll a USBC-certified perfect game.

Beam's week started with a bronze medal in singles. He finished qualifying five pins shy of an opportunity to bowl against Hutchens for the gold medal.

Freed and Pery also made the podium in singles, each earning a bronze medal, and their collective effort in doubles helped them improve to silver. They finished behind Thailand's Hutinan and Paramee Panyachaem.

Hutchens and Pery added a silver medal in mixed doubles, but that only served as a warmup for the coveted team event, where Team USA cruised to the gold medal, outdistancing Thailand, 358-338, in the three-game

total-pinfall match. Team also featured a modified Baker format.

The four newest Team USA members were selected by the USBC National Selection Committee to represent Team USA in the W1 category of the IBF Para Bowling World Championships.

The W1 Para/Amputee Classification incorporates all wheelchair classifications. It includes leg amputees, cerebral palsy (with functional hands), and Les Autres athletes with mobility disfunction. All must compete from a wheelchair and follow the rules of play, along with modified rules established for this discipline.

In future Para Bowling World Championships, there also will be a W2 classification for wheelchair users with quadriplegia. All participants in 2021 chose to compete in the W1 category.

The Masters World Championships was the final event in Dubai.

Team USA was represented by Chris Barnes of Denton, Texas; Parker Bohn III of Jackson, New Jersey; Tom Hess of Granger, Iowa; and Bob Learn Jr. of Columbia, Tennessee. The women's roster included Debbie Ayers of La Mesa, California; Tracy Calfee of Flat Rock, North Carolina; Tish Johnson of Colorado Springs, Colorado; and Sharon Powers of Lakewood, Colorado.

In previous events, the United States had been dominant, but gold medals were tougher to come by with the new format, which carried through all three championships.

Hess, a newcomer and the 2021 Professional Bowlers Association Player and Rookie of the Year, debuted in style, claiming the gold medal in men's singles, but that would be the last time he stood atop the podium. He and Barnes earned a bronze medal in doubles.

On the women's side, there were bronze medals in singles (Johnson), doubles (Johnson and Powers) and team (Ayers, Calfee, Johnson and Powers).

The group mixed things up and took home a bronze medal in mixed doubles (Calfee, Powers, Bohn and Learn).

TEAM USA 2020-21

MEN

Andrew Anderson, Holly, Mich.
Jakob Butturff, Tempe, Ariz.
Cameron Crowe, Orland Park, Ill.
AJ Johnson, Oswego, Ill.
Marshall Kent, Las Vegas
Michael Martell, Chicago
Nick Pate, Inver Grove Heights, Minn.
Kristopher Prather, Plainfield, Ill.
Matt Russo, Fairview Heights, Ill.
Kyle Sherman, O'Fallon, Mo.
EJ Tackett, Huntington, Ind.
Kyle Troup, Taylorsville, N.C.

WOMEN

Josie Barnes, Hermitage, Tenn.
Julia Bond, Aurora, Ill.
Sydney Brummett, Fort Wayne, Ind.
Breanna Clemmer, Clover, S.C.
Bryanna Coté, Red Rock, Ariz.
Stefanie Johnson, McKinney, Texas
Liz Kuhlkin, Schenectady, N.Y.
Kelly Kulick, Union, N.J.
Gazmine Mason, Cranston, R.I.
Danielle McEwan, Stony Point, N.Y.
Shannon O'Keefe, Shiloh, Ill.
Missy Parkin, Laguna Hills, Calif.
Lauren Pate, Fairview Heights, Ill.
Shannon Pluhowsky, Dayton, Ohio
Jordan Richard, Tecumseh, Mich.

JUNIOR TEAM USA 2020-21

BOYS

Cerell Cardines, Las Vegas
Daniel Chin, Daly City, Calif.
Cameron Crowe, Orland Park, Ill.
Alex Glinski, Linfield, Pa.
Briley Haugh, Faribault, Minn.
Tyrell Ingalls, Loganville, Ga.
Alec Keplinger, Coldwater, Mich.
Anthony Neuer, Lewisburg, Pa.
Joey Ocello, Neptune, N.J.
Spencer Robarge, Springfield, Mo.
TJ Rock, Las Vegas
Solomon Salama, Beverly Hills, Calif.
Cortez Schenck, Phoenix
Peyton Smith, Loganville, Ga.

GIRLS

Maryssa Carey, Hobart, Ind.
Elise Chambers, Ocoee, Fla.
Cassidy Courey, Brooklyn Center, Minn.
Mabel Cummins, Hermitage, Tenn.
Angelique Dalesandro, Rolling Meadows, Ill.
Taylor Davis, Burton, Mich.
Crystal Elliot, Palm Bay, Fla.
Jillian Martin, Stow, Ohio
Annalise OBryant, Ball Ground, Ga.
Kamerin Peters, Toms River, N.J.
Paige Peters, Toms River, N.J.
Patricia Rosales, Orlando, Fla.
Faith Welch, Savannah, Tenn.

UNDER-17 DEVELOPMENTAL TEAM

BOYS

Angelo Biondo, Cuyahoga Falls, Ohio
Cameron Hurwitz, Rochester, N.Y.

GIRLS

Jennifer Loreda, Fresno, Calif.
Amanda Naujokas, Lake Ronkonkoma, N.Y.

UNDER-15 DEVELOPMENTAL TEAM

BOYS

Randal Dunbar, Milford, Mass.
John Nunn, Jacksonville, Fla.

GIRLS

Elizabeth Coutta, Smyrna, Tenn.
Annalise OBryant, Ball Ground, Ga.

RESULTS

2021 USBC TEAM USA TRIALS

JAN. 2-7 | INDIANAPOLIS

This event was canceled due to COVID-19.

Bowlers on Team USA and Junior Team USA for 2020 remained on the roster for 2021.

PANAM BOWLING ELITE CHAMPIONSHIPS


OCT. 15-22 | CALI, COLOMBIA

MEN

SINGLES: No U.S. medals
DOUBLES: Nick Pate, Kyle Sherman, gold
TRIOS: Nick Pate, Kristopher Prather, Kyle Sherman, silver;
Andrew Anderson, Cameron Crowe, Matt Russo, bronze
TEAM: Andrew Anderson, Cameron Crowe, Nick Pate,
Kristopher Prather, Matt Russo, Kyle Sherman, gold
ALL-EVENTS: Matt Russo, gold; Nick Pate, silver

WOMEN

SINGLES: No U.S. medals
DOUBLES: Breanna Clemmer, Lauren Pate, gold
TRIOS: Julia Bond, Sydney Brummett, Bryanna Coté, gold;
Breanna Clemmer, Gazmine Mason, Lauren Pate, bronze
TEAM: Julia Bond, Sydney Brummett, Breanna Clemmer,
Bryanna Coté, Gazmine Mason, Lauren Pate, gold
ALL-EVENTS: Breanna Clemmer, gold; Bryanna Coté, bronze

PANAM BOWLING CHAMPION OF CHAMPIONS

OCT. 15-22 | CALI, COLOMBIA

MEN

ALL-EVENTS: Matt Russo, gold

WOMEN

ALL-EVENTS: No U.S. medal

IBF SUPER WORLD CHAMPIONSHIPS

NOV. 6-15 | DUBAI INTERNATIONAL BOWLING CENTRE,
DUBAI, UNITED ARAB EMIRATES

MEN

SINGLES: No U.S. medals
DOUBLES: Andrew Anderson, Kristopher Prather, bronze
TRIOS: Andrew Anderson, Jakob Butturff, AJ Johnson,
Kristopher Prather, gold
TEAM: No U.S. medal
MVP: James Blomgren, Sweden
MOST VALUABLE FEDERATION: Sweden

WOMEN

SINGLES: No U.S. medals
DOUBLES: No U.S. medals
TRIOS: No U.S. medals
TEAM: Kelly Kulick, Danielle McEwan, Missy Parkin, Jordan
Richard, gold
MVP: Kelly Kulick/Missy Parkin, United States
MOST VALUABLE FEDERATION: Singapore

MIXED

TEAM: Jakob Butturff, Kelly Kulick, Missy Parkin, Kristopher
Prather, silver

IBF PARA WORLD CHAMPIONSHIPS

NOV. 12-16 | DUBAI INTERNATIONAL BOWLING
CENTRE, DUBAI, UNITED ARAB EMIRATES

MEN

SINGLES: Eddy Hutchens, gold; Shawn Beam, bronze
DOUBLES: Eddy Hutchens, Shawn Beam, gold

WOMEN

SINGLES: Debra Freed, Toodie Perry, bronze
DOUBLES: Debra Freed, Toodie Perry, silver

MIXED

DOUBLES: Eddy Hutchens, Toodie Perry, silver
TEAM: Shawn Beam, Eddy Hutchens, Debra Freed, Toodie
Perry, gold

IBF MASTERS WORLD CHAMPIONSHIPS

NOV. 18-26 | DUBAI INTERNATIONAL BOWLING
CENTRE, DUBAI, UNITED ARAB EMIRATES

MEN

SINGLES: Tom Hess, gold
DOUBLES: Chris Barnes, Tom Hess, bronze
TEAM: No U.S. medal

WOMEN

SINGLES: Tish Johnson, bronze
DOUBLES: Tish Johnson, Sharon Powers, bronze
TEAM: Debbie Ayers, Tracy Calfee, Tish Johnson, Sharon
Powers, bronze

MIXED

TEAM: Tracy Calfee, Sharon Powers, Parker Bohn III, Bob
Learn Jr., bronze



The Wichita State women and men swept the titles at the 2021 Intercollegiate Team Championships for the third time in program history (1994, 2009) and became the first team since Webber International in 2012 to win both titles in the same season. The wins marked Wichita's 12th men's title and 10th women's title at the ITC, which both are records.

The title match in the women's team final finished in dramatic fashion, with Wichita State junior and National Collegiate Bowling Coaches Association Most Valuable Player Madison Janack delivering three strikes in the 10th frame of the deciding game of the best-of-five Baker match to shut out North Carolina A&T, 247-217.

Wichita State and North Carolina A&T had exchanged victories through the first four games to set up the exciting finale. In Game 5, the Shockers delivered three consecutive strikes, starting in the seventh frame, before handing the ball to Janack for the 10th.

North Carolina A&T, which was looking for its second ITC title, rolled four consecutive strikes in the middle of Game 5, and a strike in the ninth frame forced Janack to get two strikes and one pin to lock up the title.

The 2021 championship team for Wichita State featured Janack, Sierra Ciesiolka, Madisyn Hansen, Addie Herzberg, Sydney Hollinger, Sarah Klassen and Olivia Komorowski.

The men's team title also came down to the fifth game between Wichita State and St. Ambrose in a low-scoring championship round. Through the first four games, only one team had reached the 200 mark (Wichita State in a 200-167 victory in Game 3).

In Game 5, the Shockers started with three consecutive strikes and maintained an advantage, as St. Ambrose opened in four of its first six frames. Wichita State claimed the game, and title, with a 188-146 win.

The Wichita State roster featured Brandon Biondo, Briley Haugh, Cameron Hurwitz, Alec Keplinger, Richard Paul III, TJ Rock and Nick Sommer.

The winners of the 2021 Intercollegiate Singles Championships were Pete Vergos of Calumet and Katie Robb of Delaware State.

Vergos claimed the first national championship for Calumet with a 205-167 victory over Wichita State's Keplinger.

Vergos started strong in the title match. After a spare in the first frame, he rolled three consecutive strikes to build an early lead. Keplinger was struggling with his ball reaction after switching from urethane to reactive resin.

The two-time NCBCA All-American briefly opened the window for Keplinger with a missed 10 pin in the fifth frame, but Vergos stayed clean for the remainder of the game to roll to the title. Keplinger tossed a double in the fifth and sixth frames but followed with opens in the seventh and eighth frames.

Vergos rolled seven consecutive strikes to start his semifinal match against St. Ambrose's Jordan Monnens on the way to a 254-192 win and a spot in the final. Keplinger advanced to the championship match by defeating Lindenwood's Andrew Sacks, 212-183.

Robb brought home the first USBC national title to Delaware State with a 186-166 win over North Carolina A&T's Ana Olaya.

Robb was down 12 pins through four frames in the title match after back-to-back opens in the third and fourth frames. She made her move in the seventh and eighth frames, rolling a double, after Olaya opened in the seventh frame.

With Olaya finishing the title tilt first, Robb stepped up in the final frame needing nine pins to claim the victory. She rolled a strike to secure the win.

The ISC title also allowed Robb to join Delaware State head coach Elysia Current in the winner's circle at the national singles event. Current captured the 2007 ISC title while competing for Wichita State.

Robb advanced to the title match by defeating McKendree's Isabel Allen in the semifinals, 215-195. Olaya earned her spot in the final with a 204-189 win against Indiana Tech's Maryssa Carey.

Teams and individuals competing at the Spectrum Entertainment Complex earned their spots at the ITC and ISC through four sectional qualifiers held throughout the country in April 2021.

Teams had to place in the top four after 40 Baker games in their respective sectionals to advance to the ITC, while individuals needed to finish in the top six at their sectionals based on six-game pinfall totals.

2021 INTERCOLLEGIATE TEAM CHAMPIONSHIPS

MAY 6-8 | SPECTRUM ENTERTAINMENT COMPLEX
WYOMING, MICH.

WOMEN'S CHAMPIONSHIP

Wichita State def. North Carolina A&T, 3-2 (182-158, 194-202, 211-169, 178-200, 247-217)

MEN'S CHAMPIONSHIP

Wichita State def. St. Ambrose, 3-2 (197-196, 171-190, 200-167, 174-182, 188-146)

WOMEN'S ALL-TOURNAMENT TEAM

Madison Janack, Wichita State (Most Valuable Player)
Cassidy Courey, Mount Mercy
Hope Gramly, McKendree
Allie Leiendecker, Louisiana Tech
Cameron Strombeck, North Carolina A&T

MEN'S ALL-TOURNAMENT TEAM

Cameron Crowe, St. Ambrose (Most Valuable Player)
Brandon Biondo, Wichita State
David Hooper, Emmanuel
Alec Keplinger, Wichita State
Nathan Stubler, St. Ambrose

CHRIS STOEHR SPORTSMANSHIP AWARD

Cameron Crowe, St. Ambrose
Leanne Vastbinder, Newman

2021 INTERCOLLEGIATE SINGLES CHAMPIONSHIPS

MAY 4-8 | SPECTRUM ENTERTAINMENT COMPLEX
WYOMING, MICH.

MEN'S SEMIFINALS

Alec Keplinger, Wichita State, def. Andrew Sacks, Lindenwood, 212-183
Pete Vergos, Calumet, def. Jordan Monnens, St. Ambrose, 254-192

MEN'S FINAL

Vergos def. Keplinger, 205-167

WOMEN'S SEMIFINALS

Ana Olaya, North Carolina A&T, def. Maryssa Carey, Indiana Tech, 204-189
Katie Robb, Delaware State, def. Isabel Allen, McKendree, 215-195

WOMEN'S FINAL

Robb def. Olaya, 186-166





The 2021 Junior Gold Championships featured a field of 3,129 young bowlers and crowned eight national champions. The tournament took place across six bowling centers in the Indianapolis area, with the finals in each division taking place at Expo Bowl.

Champions were decided in four age divisions – U12, U15, U18 and U20. The stepladder finals in each division featured three athletes, with the top seed having to be defeated twice in the double-elimination format.

In the U20 girls division, Brooke Roberts of Port Orange, Florida, started with strikes in four of her first five frames and went on to defeat Morgan Nunn of Oklahoma City, 188-140 victory.

Nunn advanced to the title match by defeating 2019 champion Patricia Rosales of Orlando, Florida, 190-175.

Alec Keplinger of Coldwater, Michigan, the 2019 U20 champion, returned to the title match in the boys division after delivering a 207-191 win over Tristin Davis of Woodstock, Georgia, in the semifinal.

A high-scoring title match against Cameron Crowe of Orland Park, Illinois, left both athletes with the chance to roll 258 heading into the 10th frame. Keplinger stepped up first and was unable to convert a 6-10 combination, allowing Crowe to cover the 3-6-9 on the way to a 232-226 win.

The U20 division had 61 girls and 129 boys.

The semifinal in the U18 girls division featured Victoria Varano of Stony Point, New York, posting a 211-168 win to advance against Elena Carr of Hilton, New York.

In the final, Jaelle Hamman of Jarrell, Texas, rolled a pair of doubles early in the match against Varano and stayed clean to take home the hardware with a 225-163 victory.

Edgar Burgos of St. Charles, Illinois, fired nine strikes in the semifinal of the U18 boys division to claim a 263-212 win against Silas Limes of Wichita, Kansas.

The title match between Brandon Bohn of Jackson, New Jersey, and Burgos came down to the final frame. Bohn, the U12 champion in 2017, had the chance to shut out Burgos with a double, but he left a 10 pin on his second delivery, giving Burgos an opportunity to strike out to force a second game for the title.

Burgos' first offering left the 7 pin, allowing Bohn to record the win, 232-200.

The U18 division had 558 girls and 1,166 boys.

In U15, Kayla Starr of Crofton, Maryland, advanced to the girls final with a 209-131 victory over Sydney Bohn of Jackson, New Jersey.

Kayla then won the opening match of the title tilt, 193-187, over top seed Savannah Taillon of Concord, North Carolina, to force a deciding game for the title.

In the second game, Savannah struck in her ninth frame and on her first delivery in the 10th frame to lock up the victory, 212-169.

Trevor Ashby of Rawlings, Maryland, made his way to the U15 boys final with a semifinal victory over Ethan Caruso of Channahon, Illinois, 222-193.

Trevor maintained the momentum in Game 1 of the championship against Landin Jordan of Sycamore, Illinois, recording a 257-209 win to extend the match.

Landin, the top seed, made a ball change late in Game 1 and got dialed in, rolling eight strikes in Game 2 to finish with a 248-182 win.

The U15 division had 298 girls and 630 boys.

The semifinal match in the U12 girls division featured Larielle Tharps of Orlando, Florida, and Bella Castillo of Odessa, Texas. Larielle won the match to advance, 172-156.

In the final, Baylie Massingill of Troy, Ohio, needed a mark in her 10th frame to secure the U12 win, and she delivered a strike to clinch the match against Larielle, 201-184.

In the boys division for U12, the opening match of the stepladder resulted in a 256-182 victory for Kai Strothers of Maplewood, New Jersey, over Anthony Swanson of Evanston, Illinois.

Kai recorded a narrow 166-161 win against top seed Matteo Quintero of Smyrna, Tennessee, to push the championship match to a second game.

Matteo converted a 3-6-9-10 combination in his 10th frame to force Kai to record a mark and fill 18 pins in his final frame. Kai left a 2-4-6-10 split he was unable to convert, though, allowing Matteo to claim the title, 157-148.

The U12 division had 92 girls and 195 boys.

Competitors bowled 16 qualifying games over four days, before the field was cut.

Those advancing in the U12 division then bowled an additional four games to trim the field to the top eight boys and top eight girls for match play.

For the U15, U18 and U20 divisions, competitors bowled an additional five games before a second cut was made, and those remaining bowled an additional five games to determine the 16 bowlers advancing to match play.

The format for match play, leading up to the stepladder, featured two-game total-pinfall contests in a double-elimination bracket.

2021 JUNIOR GOLD CHAMPIONSHIPS

JULY 5-17 | INDIANAPOLIS

FINALS

EXPO BOWL, INDIANAPOLIS

U20 BOYS

SEMIFINAL: Alec Keplinger, Coldwater, Mich., def. Tristin Davis, Woodstock, Ga., 207-191
FINAL: Cameron Crowe, Orland Park, Ill., def. Keplinger, 232-226

U20 GIRLS

SEMIFINAL: Morgan Nunn, Oklahoma City, def. Patricia Rosales, Orlando, Fla., 190-175
FINAL: Brooke Roberts, Port Orange, Fla., def. Nunn, 188-140

U18 BOYS

SEMIFINAL: Edgar Burgos, St. Charles, Ill., def. Silas Limes, Wichita, Kan., 263-212
FINAL: Brandon Bohn, Jackson, N.J., def. Burgos, 232-200

U18 GIRLS

SEMIFINAL: Victoria Varano, Stony Point, N.Y., def. Elena Carr, Hilton, N.Y., 211-168
FINAL: Jaelle Hamman, Jarrell, Texas, def. Varano, 225-163

U15 BOYS

SEMIFINAL: Trevor Ashby, Rawlings, Md., def. Ethan Caruso, Channahon, Ill., 222-193
FINAL: Landin Jordan, Sycamore, Ill., def. Ashby, 209-257, 248-182

U15 GIRLS

SEMIFINAL: Kayla Starr, Crofton, Md., def. Sydney Bohn, Jackson, N.J., 209-131
FINAL: Savannah Taillon, Concord, N.C., def. Starr, 187-193, 212-169

U12 BOYS

SEMIFINAL: Kai Strothers, Maplewood, N.J., def. Anthony Swanson, Evanston, Ill., 256-182
FINAL: Matteo Quintero, Smyrna, Tenn., def. Strothers, 161-166, 157-148

U12 GIRLS

SEMIFINAL: Larielle Tharps, Orlando, Fla., def. Bella Castillo, Odessa, Texas, 172-156
FINAL: Baylie Massingill, Troy, Ohio, def. Tharps, 201-184

JUNIOR TEAM USA SELECTIONS

BOYS

Brandon Bohn, Jackson, N.J.
Brandon Bonta, Wichita, Kan.
William Clark, Montgomery, Ill.
Cameron Crowe, Orland Park, Ill.
Zach Greim, Poway, Calif.
Tyrell Ingalls, Loganville, Ga.
Alec Keplinger, Coldwater, Mich.
Brett Lloyd, Knightdale, N.C.
Jordan Malott, Austin, Texas
Michael Marmolejo, Fullerton, Calif.
Spencer Robarge, Springfield, Mo.
Solomon Salama, Beverly Hills, Calif.

GIRLS

Mabel Cummins, Elburn, Ill.
Lyndsay Ennis, Conway, S.C.
Jaelle Hamman, Jarrell, Texas
Jillian Martin, Stow, Ohio
Jordan Mundt, Arlington, Tenn.
Amanda Naujokas, Ronkonkoma, N.Y.
Morgan Nunn, Oklahoma City
Annalise OBryant, Ball Ground, Ga.
Brooke Roberts, Port Orange, Fla.
Caroline Thesier, Mooresville, N.C.
Victoria Varano, Stony Point, N.Y.
Jenna Williams, Homosassa, Fla.

JUNIOR TEAM USA DEVELOPMENTAL PROGRAM

BOYS

Keegan Alexander, Killeen, Texas
Trevor Ashby, Rawlings, Md.
Ethan Caruso, Channahon, Ill.
Landin Jordan, Sycamore, Ill.

GIRLS

Katelyn Abigania, San Diego
Erin Klemencic, Powder Springs, Ga.
Kayla Starr, Crofton, Md.
Savannah Taillon, Concord, N.C.





The 2021 Bowling.com Youth Open Championships welcomed 830 competitors and 174 four-player teams to participate in four age-based divisions at All Star Bowl in Indianapolis.

The 2021 tournament featured 22 players claiming multiple titles. From that group of champions, five recorded victories in three events and a pair of bowlers each won four titles.

Additionally, 13 bowlers captured wins at the Youth Open Championships for the second consecutive time, with five of those competitors now having claimed at least one victory in each of their last three visits to the event.

The 2020 tournament was canceled due to COVID-19.

The members of Here Comes Trouble, this year's U12 Handicap Team champion, took home the most hardware in 2021, combining for 14 wins in Indianapolis.

Lindsay Greim of Poway, California, and Jon Verde of Las Vegas each recorded four victories, while Bella Castillo of Odessa, Texas, and Macey Bates of Fremont, Nebraska, each won three titles.

Along with the team win with a 2,652 handicap total, Lindsay paired with Bella to win U12 Scratch Doubles (1,142) and added victories in the girls division of U12 Scratch Singles (540) and U12 Scratch All-Events (1,668).

Bella also won the U12 Handicap All-Events title with a 2,217 total, which gives the pair 11 wins in their last two appearances at the Youth Open Championships. They won a doubles title in 2019 (U10 Scratch Doubles), while Lindsay captured the top spot in U10 Scratch Singles and Bella won U10 Scratch All-Events.

Jon added a pair of doubles titles with Macey in 2021, winning the scratch (1,028) and handicap (1,430) titles in U10. Jon's fourth title came in U10 Scratch All-Events with a 1,740 nine-game total.

Other bowlers claiming three victories at the 2021 Youth Open Championships included teammates Alia Sharif of Berea, Ohio (U15 Handicap Team, U10 Girls Handicap Singles and U10 Girls Handicap All-Events), and Cole Florack of Middleburg Heights, Ohio (U15 Handicap Team, U12 Boys Handicap Singles and U12 Boys Handicap All-Events), and Kimberly Hamlin of Ponca City, Oklahoma.

Kimberly paired with Jessica Hamlin, also from Ponca City, to win U18 Girls Handicap Doubles with a 1,422 total and added wins in U15 Handicap Singles (780) and U15 Handicap All-Events (2,248).

Kimberly has recorded five victories in her last three appearances at the Youth Open Championships.

Youth athletes joining Kimberly in the winner's circle for a third consecutive appearance at the Youth Open Championships are Jillian Martin of Stow, Ohio (won U18 Girls Scratch All-Events in 2021); Avery Domaguin of San Diego (U15 Girls Scratch All-Events); Sebastian Huffman of Las Vegas (U15 Scratch Team); and Donaven Kline of Jackson, New Jersey (U12 Boys Scratch Singles).

The top overall score in the team event at the 2021 Youth Open Championships also is the highest three-game series for USBC Youth members from the 2020-2021 season.

The members of The Storm Troopers averaged more than 243 as a group to win the U18 Scratch Team title with a 2,922 total.

Brandon Bonta of Wichita, Kansas, rolled a 781 series and was joined by Spencer Robarge of Springfield, Missouri (732), Silas Lira of Tampa, Florida (717), and Julian Salinas of Richmond, Texas (692). The team rolled games of 960, 961 and 1,001.

Bonta, Robarge and Lira were part of the group that won the U20 Scratch Team title in 2019, and Lira added a second win in 2021 by claiming the boys U18 Scratch All-Events crown with a 2,095 total.

In addition to the winning performances, a pair of bowlers rolled perfect games.

Daniel Robertson of Jackson, New Jersey, shot 300 during his team competition July 7. The following day, Kory Driver of Ormond Beach, Florida, was perfect during his team event.

Bowling.com awards a \$100 scholarship to any competitor who rolls a 300 game or 800 series during the Youth Open Championships.

The Youth Open Championships is a non-qualifying event open to any United States Bowling Congress Youth member. The tournament is held in the same city as the Junior Gold Championships to allow youth bowlers to compete in both national events.

Youth athletes bowl three games each of singles, doubles and team, with the combined scores from those events determining the optional all-events score. There are four age-based divisions – U10, U12, U15 and U18 – with separate divisions for boys and girls. There also are optional handicap divisions in each event and age division.

2021 BOWLING.COM YOUTH OPEN CHAMPIONSHIPS

JULY 7-9, 16-18 AND 24-25
ALL STAR BOWL, INDIANAPOLIS

U18 CHAMPIONS

TEAM

SCRATCH: The Storm Troopers (Brandon Bonta, Wichita, Kan.; Silas Lira, Tampa, Fla.; Spencer Robarge, Springfield, Mo.; Julian Salinas, Richmond, Texas), 2,922
HANDICAP: Hawaii Bowlers Tour (Noah Akiona, Waimanalo, Hawaii; Shaine Fujii, Honolulu; Samantha Kanehailua, Pearl City, Hawaii; Chaysen Pojas, Wahiawa, Hawaii), 2,935

DOUBLES

SCRATCH: Dylan Esterle, Wadsworth, Ohio, and Joshua Maslanich, North Royalton, Ohio, 1,433
HANDICAP: Caleb Qumburji and Kayla Qumburji, Bronx, N.Y., 1,546
GIRLS SCRATCH: Alyssa Ballard, Keller, Texas, and Lara Kurt, Leland, N.C., 1,273
GIRLS HANDICAP: Jessica Hamlin and Kimberlyn Hamlin, Ponca City, Okla., 1,422

SINGLES

BOYS SCRATCH: Justin Kennedy, St. Louis, 760
BOYS HANDICAP: Jaxon Small, Byron, Mich., 788
GIRLS SCRATCH: Paige Peters, Toms River, N.J., 728
GIRLS HANDICAP: Emily Childress, Terre Haute, Ind., 729

ALL-EVENTS

BOYS SCRATCH: Silas Lira, Tampa, Fla., 2,095
BOYS HANDICAP: Jaxon Small, Byron, Mich., 2,224
GIRLS SCRATCH: Jillian Martin, Stow, Ohio, 2,062
GIRLS HANDICAP: Kayla Qumburji, Bronx, N.Y., 2,151

U15 CHAMPIONS

TEAM

SCRATCH: The Back Row (Rylan Breese, Wilmington, N.C.; Sebastian Huffman, Las Vegas; Elias O'Hollaren, San Diego; Micah Voorhis, Cherry Hill, N.J.), 2,591
HANDICAP: Southland Lanes Team 2 (Jonathan Amsden, Middleburg Heights, Ohio; Cole Florack, Middleburg Heights, Ohio; Wesley Lapsevich, Middleburg Heights, Ohio; Alia Sharif, Berea, Ohio), 2,869

DOUBLES

SCRATCH: Gabe Castro, Orland Park, Ill., and Tyler Williams, Richton Park, Ill., 1,324
HANDICAP: Dakota Kaina, Kapolei, Hawaii, and Connor Miyake, Lakeside, Calif., 1,609
GIRLS SCRATCH: Katelyn Abigania, San Diego, and Kayla Starr, Crofton, Md., 1,325
GIRLS HANDICAP: Caylin Campbell, Savannah, Ga., and Haley Swindle, Newnan, Ga., 1,463

SINGLES

BOYS SCRATCH: Micah Voorhis, Cherry Hill, N.J., 720
BOYS HANDICAP: Dakota Kaina, Kapolei, Hawaii, 910
GIRLS SCRATCH: Karina Capron, Fremont, Neb., 676
GIRLS HANDICAP: Kimberlyn Hamlin, Ponca City, Okla., 780

ALL-EVENTS

BOYS SCRATCH: Gabe Castro, Orland Park, Ill., 2,019
BOYS HANDICAP: Chaysen Pojas, Wahiawa, Hawaii, 2,354
GIRLS SCRATCH: Avery Domaguin, San Diego, 1,906
GIRLS HANDICAP: Kimberlyn Hamlin, Ponca City, Okla., 2,248

U12 CHAMPIONS

TEAM

SCRATCH: Creslanes Lives On! (Lucas Clark, Waterloo, Iowa; Dawson Kohl, Dyersville, Iowa; Kinnick Robinson, Palo, Iowa; Rush Steen, Cedar Falls, Iowa), 2,151
HANDICAP: Here Comes Trouble (Macey Bates, Fremont, Neb.; Bella Castillo, Odessa, Texas; Lindsay Greim, Poway, Calif.; Jon Verde, Las Vegas), 2,652

DOUBLES

SCRATCH: Matteo Quintero, Smyrna, Tenn., and Jos Weems, Chicago, 1,250
HANDICAP: Ezra Bentkowski and Koby Shinogi-Ling, Aiea, Hawaii, 1,506
GIRLS SCRATCH: Bella Castillo, Odessa, Texas, and Lindsay Greim, Poway, Calif., 1,142
GIRLS HANDICAP: Isabella Rock, Phenix City, Ala., and Sara Tregaskes, Fort Mitchell, Ala., 1,486

SINGLES

BOYS SCRATCH: Donaven Kline, Jackson, N.J., 666
BOYS HANDICAP: Cole Florack, Middleburg Heights, Ohio, 768
GIRLS SCRATCH: Lindsay Greim, Poway, Calif., 540
GIRLS HANDICAP: Isabella Rock, Phenix City, Ala., 746

ALL-EVENTS

BOYS SCRATCH: Jos Weems, Chicago, 1,864
BOYS HANDICAP: Cole Florack, Middleburg Heights, Ohio, 2,311
GIRLS SCRATCH: Lindsay Greim, Poway, Calif., 1,668
GIRLS HANDICAP: Bella Castillo, Odessa, Texas, 2,217

U10 CHAMPIONS

TEAM

SCRATCH: Friendship Team 1 (Aaron Cabiness, Columbus, Ohio; Lydia Gordon, Columbus, Ohio; Jackson Mansfield, Keyser, W.Va.; Asa Wilson-Perry, Columbus, Ohio), 1,650
HANDICAP: Friendship Team 1 (Aaron Cabiness, Columbus, Ohio; Lydia Gordon, Columbus, Ohio; Jackson Mansfield, Keyser, W.Va.; Asa Wilson-Perry, Columbus, Ohio), 2,658

DOUBLES

SCRATCH: Macey Bates, Fremont, Neb., and Jon Verde, Las Vegas, 1,028
HANDICAP: Macey Bates, Fremont, Neb., and Jon Verde, Las Vegas, 1,430
GIRLS SCRATCH: Savannah Aldridge, Bellwood, Ill., and Naekel Butler, Maywood, Ill., 769
GIRLS HANDICAP: Savannah Aldridge, Bellwood, Ill., and Naekel Butler, Maywood, Ill., 1,279

SINGLES

BOYS SCRATCH: Zachary Desentz, Dunn, N.C., 627
BOYS HANDICAP: Riley Bogard, Burlington, Wis., 803
GIRLS SCRATCH: Giana Brown, Bismarck, Ill., 441
GIRLS HANDICAP: Alia Sharif, Berea, Ohio, 736

ALL-EVENTS

BOYS SCRATCH: Jon Verde, Las Vegas, 1,740
BOYS HANDICAP: Vernon Maesch, Brazil, Ind., 2,209
GIRLS SCRATCH: Bryonna Camp, Brick, N.J., 1,328
GIRLS HANDICAP: Alia Sharif, Berea, Ohio, 2,158



2021 USBC SENIOR MASTERS RESULTS

SEPT. 13-19 | SAM'S TOWN BOWLING CENTER, LAS VEGAS

Entries: 223

FINAL STANDINGS

1. Tom Hess, Granger, Iowa, 1,232 (five games), \$20,000
2. Chris Barnes, Denton, Texas, 429 (two games), \$11,000
3. Doug Kent, Newark, N.Y., 216 (one game), \$8,000
4. Pete Weber, St. Ann, Mo., 183 (one game), \$6,500
5. Donnie Hogue, Akron, Ohio, 212 (one game), \$5,000

STEPLADDER RESULTS

MATCH 1: Hess def. Hogue, 247-212

MATCH 2: Hess def. Weber, 201-183

SEMIFINAL: Hess def. Kent, 269-216

CHAMPIONSHIP: Hess def. Barnes, 278-226 and 237-203

Tom Hess of Granger, Iowa, walked into the 56-lane Sam's Town Bowling Center knowing exactly how much was on the line at the 2021 United States Bowling Senior Masters, and he did all the right things to help finish off a dream season on the Professional Bowlers Association 50 Tour.

The 51-year-old right-hander defeated top seed Chris Barnes of Denton, Texas, two times, 278-226 and 237-203, to win the coveted USBC Senior Masters title and \$20,000 top prize, which also locked up the PBA50 Player and Rookie of the Year awards.

The victory made Hess the fourth player in history to win both the USBC Masters and Senior Masters and third to win both the PBA50 Senior U.S. Open and Senior Masters in the same season. He won the Masters in 2011 and defeated Barnes in the title match of the 2021 Senior U.S. Open.

The entire 2021 Senior Masters, including the stepladder finals, was broadcast live on BowlTV.

"To be able to stay present and bowl those five games today was an unbelievable experience," Hess said. "I wasn't thinking about anything but staying down at the line and making good shots. When I stayed down, they were on target, and I'd done all I could do. Then, it was a matter of whether they struck or not, and I was fortunate to throw enough strikes today."

The five-player championship round also included three USBC and

PBA Hall of Famers and a newcomer to the senior circuit, and Hess averaged more than 246 over five games to climb the stepladder from the No. 4 spot.

He opened the day with a 247-212 win against another first-time participant, Donnie Hogue of Akron, Ohio, and then topped two-time Senior Masters champion Pete Weber of St. Ann, Missouri, the first of the three hall of famers, 201-183.

Effectively cycling through his arsenal helped keep Hess on track, and he piled on the strikes against Doug Kent of Newark, New York, winning 269-216, to set up the meeting with Barnes.

It was the continuation of a week for Hess that included clutch split conversions, a sudden-death roll-off and so many strikes in pressure situations.

Against Barnes, a 19-time PBA Tour champion and winner earlier this year on the PBA50 Tour, Hess struck 17 times. Barnes never threw more than three strikes in a row and left a flurry of 10 pins and 4 pins along the way.

The two wins over Barnes marked the third consecutive time the top seed at the Senior Masters was beaten twice and denied the title.

The last top seed to win, which only took one game, was Walter Ray Williams Jr. of Oxford, Florida, in 2017. The victory made him the first bowler to win the Masters and Senior Masters twice each.

Both of Williams' Masters titles came against Barnes, who reached the championship match three times as the No. 1 seed and was looking for redemption in the senior version.

The reason Barnes had two chances to win was because he still was unbeaten in the double-elimination format, and the final round was livestreamed, rather than broadcast on TV. That was not the case against Williams in 2004 and 2010 and Mike Fagan in 2012.

In five opportunities to win one of the titles, Barnes has averaged 219.6, while his opponents have averaged 263.8.

Total pinfall for three games determined the winner of each match in the 64-player double-elimination match-play bracket and the final shootout, while the championship round was single-game matches.

In the semifinal against Kent, Hess struck eight consecutive times after a second-frame 10 pin, while four consecutive nine-counts from Kent, starting in the third frame, put him behind more than 40

pins before his first double.

Hess' success against Weber denied him more than just the chance to be the first bowler to win the Senior Masters three times. Weber also entered the championship round as the front-runner for 2021 PBA50 Player of the Year honors. He won twice on the PBA50 Tour this season.

Weber, the 2013 and 2016 Senior Masters winner, fell behind early, leaving a 2-4-10 split in the second frame, which he was unable to convert. Hess started with a double and struck five times in the first seven frames, before a 3-6-7-9-10 split slowed the momentum.

Despite the opportunity, Weber didn't strike on the left lane until his fill ball. He did strike on four of five visits to the right lane, but it wasn't enough to make up the deficit.

In the opening match, Hess struck five times in his first six frames, and eight times overall, to outdistance Hogue. Hogue was slowed by an 8-10 split in the seventh frame, which came after his first double in the match.

Hess, Weber and Hogue advanced to the stepladder through the Elimination Bracket and a four-player shootout used to determine the final three seeds for the finals.

Barnes and Kent earned their spots after moving unscathed through the Winners Bracket. Barnes topped Kent in the match to determine the No. 1 spot, 656-639.

The 2021 Senior Masters started with 223 competitors vying for one of the 63 open spots in the bracket with defending champion Amleto Monacelli of Venezuela, and matches took place over two days.

Monacelli finished tied for 25th place in his title defense. He was looking to become the first bowler to win back-to-back events since Tom Baker of King, North Carolina, accomplished the feat in 2007.

The event was the final tournament on the 2021 PBA50 Tour schedule, and the postseason awards are points-based. Barnes missed four events due to schedule conflicts with the PBA Tour and the death of his sister, Laura.

The Senior Masters is the premier event for USBC members age 50 and older. All competitors bowled 15 games over three days to determine who advanced to the bracket.





2021 SUPER SENIOR CLASSIC RESULTS

SEPT. 9-12 | SAM'S TOWN BOWLING CENTER, LAS VEGAS

Entries: 157

FINAL STANDINGS

1. Amleto Monacelli, Venezuela, 279 (one game), \$7,500
2. Ron Mohr, Las Vegas, 672 (three games), \$6,225
3. Glenn Smith, New York, 217 (one game), \$5,000
4. Walter Ray Williams Jr., Oxford, Fla., 218 (one game), \$3,700

STEPLADDER RESULTS

MATCH NO. 1: Mohr def. Williams, 247-218
SEMIFINAL: Mohr def. Smith, 224-217
FINAL: Monacelli def. Mohr, 279-201

Venezuela's Amleto Monacelli was the best bowler at the 2021 Super Senior Classic, and he proved it with an 11-strike victory over local standout Ron Mohr in the title match at Sam's Town Bowling Center.

The United States Bowling Congress and Professional Bowlers Association Hall of Famer was a 2 pin away from perfection in the 279-201 win against Mohr, who was bowling for the Super Senior Classic title at Sam's Town for the third time in five appearances. The win earned Monacelli \$7,500.

Monacelli was making his debut at the premier event for USBC members age 60 and older, but it was not his first taste of success at the 56-lane facility. He won the 2019 Senior Masters there.

"I came in confident after winning earlier in the year and then finishing third at the (Senior) U.S. Open last week," said Monacelli, also a 10-time PBA50 Tour winner and 20-time PBA Tour titlist. "To continue that success today feels great. At the same time, I know I need to keep doing what I'm doing and not relax."

The right-hander earned the top seed for the stepladder after dominating the 157-player field across two days of qualifying, the Cashers' Round and six games of match play, averaging nearly 230 over the 24 games.

Mohr, a PBA Hall of Famer, won the Super Senior Classic in 2017 after finishing as the runner-up a year earlier. He earned the opportunity to become the event's first two-time winner with a clutch finish against New York's Glenn Smith in the semifinal.

Mohr converted the 4-9 split in the sixth frame and struck on his last four shots to sneak by Smith, 224-217.

In the first match of the championship round, Mohr struck four times in his first five frames to build a lead over Walter Ray Williams Jr. of Oxford, Florida. Mohr added three strikes late in the game for a 247-218 win over Williams.

The group stepladder matches that kicked off the action included the second, third and fourth seeds from each of the two match-play groups, with the winners claiming the No. 3 and No. 4 spots in the finals. Their seeding was based on their averages for the event.

In the Group A stepladder, Michael Karch of Edgewood, Washington, started the day with a 235-224 win over Hugh Miller of Mercer Island, Washington.

In the Group A final, Karch struck eight times, including his last five shots, but a 4-6-7-10 split in the fifth frame proved to be his undoing, allowing Williams to take the lead and lock up the victory with three strikes in his final frame. Williams, also a USBC and PBA Hall of Famer, advanced by a score of 238-232.

In the Group B stepladder, Mohr avenged a 2019 group stepladder loss to Darryl Bower of Middletown, Pennsylvania, 213-194.

Mohr's momentum continued against Widmar Vargas of Sun City Center, Florida. Vargas opened three times in the first six frames, while three consecutive strikes from Mohr, starting in the fourth frame, allowed him to cruise to a 216-166 win.

The 157 competitors rolled 12 games of qualifying over two days, before the field was cut to the top 40 for the six-game Cashers' Round.

The top 12 bowlers, based on their 18-game pinfall totals, advanced to round-robin match play, where they were split into two six-player groups - Group A and Group B - with all odd-numbered qualifiers going to Group A and all evens going to Group B.

At the conclusion of match play, the leader from each group automatically advanced to the final stepladder, earning the No. 1 and No. 2 seeds based on total pinfall for 24 games, including 30 bonus pins for each win in match play.



2020 USBC SENIOR CHAMPIONSHIPS RESULTS

AUG. 3-6 | SUNSET STATION, HENDERSON, NEV.

Entries: 300+

MIXED DIVISION WINNERS

50-54: George Stermer, Richfield, Utah, 762

55-59: Jack Hsiao, Las Vegas, 727

60-64: Craig Kunitomo, Captain Cook, Hawaii, 838

65-69: Dale Leverone, Kailua-Kona, Hawaii, 716

70-74: Terry Smith, Moore, Okla., 784

75 AND ABOVE: Robert Dougherty, Boonville, Mo., 746

WOMEN'S DIVISION WINNERS

50-54: Ann Coleman, Fairborn, Ohio, 728

55-59: Yvette Harcum, Randallstown, Md., 697

60-64: Erin Humphrey, Norris, Tenn., 732

65-69: Chelene Peirce, Hastings, Neb., 772

70-74: Karen Clements, Red Cloud, Neb., 723

75 AND ABOVE: Viola Forrest, De Witt, Ark., 749

2021 USBC SENIOR CHAMPIONSHIPS RESULTS

AUG. 10-13 | SUNSET STATION, HENDERSON, NEV.

Entries: 200+

MIXED DIVISION WINNERS

50-54: Steven Gaydos, Baltimore, 760

55-59: Kalani Kepaa, Madras, Ore., 756

60-64: Mike Mach, Milbank, S.D., 757

65-69: David Koch, Grafton, Wis., 755

70-74: Robert Matty, Camp, Ark., 635

75 AND ABOVE: David Johnson, Fallon, Nev., 762

WOMEN'S DIVISION WINNERS

50-54: Susan Piraro-Anderson, Tulsa, Okla., 748

55-59: Hollie Emo, Jamestown, N.D., 766

60-64: Julie Staheli, Payson, Utah, 707

65-69: Patricia Brown, Newton, N.C., 737

70-74: Vickie DeRose, Bountiful, Utah, 704

75 AND ABOVE: Sherlinda Brown, St. Paul, Kan., 700

The Las Vegas area welcomed hundreds of bowlers age 50 and older over two weeks in August 2021, as two editions of the United States Bowling Congress Senior Championships headed to Sunset Station in Henderson, Nevada.

The double dose of top-tier senior competition kicked off with the 2020 USBC Senior Championships, which was postponed due to the COVID-19 pandemic. The initial event took place Aug. 3-6 at Sunset Station's Strike Zone.

The 2021 Senior Championships followed from Aug. 10-13, and both editions featured two divisions – Mixed and Women's – in six age-based classifications – 50-54, 55-59, 60-64, 65-69, 70-74, 75 and older.

The Senior Championships is a national event for bowlers who have qualified through their state's senior tournaments. Those who advanced for the 2020 tournament participated in the classification for which they originally qualified, regardless of age at time of competition.

Competitors bowled two three-game qualifying blocks. There were

12 national titles at stake, as well as a \$42,000 prize fund.

After six games of qualifying, the top six scores in each division, including handicap, advanced to a medal round.

Advancers bowled an additional three games, with total pinfall (including handicap) for the nine games, determining the champions.

The 2020 Senior Championships included more than 300 bowlers representing 44 states, with one champion, Alabama's M. Lynn Johnson (Women's 55-59), returning from the 2019 tournament in Cincinnati.

The 2021 Senior Championships welcomed more than 200 competitors from 27 states and followed the same format.

Nearly a dozen bowlers qualified for both events.



United States Bowling Congress delegates elected three board members and voted on 19 legislative proposals from 2020 and 2021, as the 2021 USBC Virtual Convention and Annual Meeting came to a close on April 29.

The ballot for the USBC Board of Directors election had five candidates slated by the USBC Nominating Committee – Jay Daryman of York, Pennsylvania; Dennis Hacker of Longtown, Missouri; Johnny Harris of Lynchburg, Virginia; Chrissy Lee of Tampa, Florida; and Jonathan Van Hees of Hope Valley, Rhode Island – with candidate Sue Schreiber of Medford, Wisconsin, running from the floor.

On the first ballot, Lee (437 votes), Hacker (378) and Daryman (351) were elected, with Schreiber receiving 333 votes, Van Hees receiving 232 votes and Harris receiving 158 votes.

A candidate had to receive a majority of votes from the 642 votes cast to be elected. The newly elected board members began their three-year terms on Aug. 1, 2021.

The delegates also ratified the 2020 appointments of Adam Mitchell of Myrtle Beach, South Carolina, Glenda Beckett of Palmetto Bay, Florida, and Tina Williams of Pflugerville, Texas, to the USBC Board.

Becky Young of McDonough, Georgia, and Dicki Ward of Oklahoma City joined the International Bowling Campus Youth Committee, which also returned current members Blair Blumenscheid of Harrisville, Utah, and Chad Estes of Statesville, North Carolina.

In addition to the board elections, delegates voted on proposals from 2020 and 2021 amendments, with six related to league rules, five for tournament rules and eight proposals for bylaws.

The 2020 USBC Convention and Annual Meeting were canceled in 2020 due to the COVID-19 pandemic.

Delegates approved of a league rule amendment that allows a league officer to authorize practice if a game or series is interrupted. One amendment to national bylaws was approved, which provides for the board to make emergency decisions, in extreme situations, to temporarily suspend bylaws and rules.

Two local associations also were recognized and celebrated based on their outstanding performance and service to their members. The Sioux Falls Regional USBC of Sioux Falls, South Dakota, and Fort Collins USBC of Fort Collins, Colorado, were selected for the USBC Association Excellence Awards for 2020 and 2021, respectively.

The presentation of national awards for 2020 and 2021 also were conducted during the week, including the recognition of the Alberta E. Crowe Star of Tomorrow Award winners Caroline Thesier of Mooresville, North Carolina (2020), and Katharina Mente of Keller, Texas (2021). Ryan Gatton of Owensboro, Kentucky, and Zachary Lewis of Medina, Ohio, were recognized as the 2020 and 2021 Chuck Hall Star of Tomorrow Award winners, respectively.

USBC President Melissa McDaniel and USBC Executive Director Chad Murphy presented their annual reports, and delegates heard reports from the USBC Strategic Planning Committee and from the International Bowling Campus Youth Development team.

During the week, delegates attended virtual educational seminars. The convention also featured video presentations from USBC charity partners Bowlers to Veterans Link, which provides recreational and therapeutic programs and services to America's active duty and veteran service men and women, and Bowl for the Cure®, the year-round fundraising initiative sponsored by USBC in partnership with Susan G. Komen®.

ALL-TIME CHAMPIONS

USBC MASTERS

2021 Thomas Larsen, Denmark
 2020 No event
 2019 Jakob Butturff, Tempe, Ariz.
 2018 Andrew Anderson, Holly, Mich.
 2017 Jason Belmonte, Australia
 2016 Anthony Simonsen, Princeton, Texas
 2015 Jason Belmonte, Australia
 2014 Jason Belmonte, Australia
 2013 Jason Belmonte, Australia
 2012 Mike Fagan, Dallas
 2011 Tom Hess, Urbandale, Iowa
 2010 Walter Ray Williams Jr., Ocala, Fla.
 2009 John Nolen, Waterford, Mich.
 2008 No event
 2007 Sean Rash, Wichita, Kan.
 2006 Doug Kent, Newark, N.Y.
 2005 Mike Scroggins, Amarillo, Texas
 2004 (Oct.) Danny Wiseman, Baltimore
 2004 (Jan.) Walter Ray Williams Jr., Ocala, Fla.
 2003 Bryon Smith, Roseburg, Ore.
 2002 Brett Wolfe, Reno, Nev.
 2001 Parker Bohn III, Jackson, N.J.
 2000 Mika Koivuniemi, Finland
 1999 Brian Boghosian, Middletown, Conn.
 1998 Mike Aulby, Indianapolis
 1997 Jason Queen, Decatur, Ill.
 1996 Ernie Schlegel, Vancouver, Wash.
 1995 Mike Aulby, Indianapolis
 1994 Steve Fehr, Cincinnati
 1993 Norm Duke, Edmond, Okla.
 1992 Ken Johnson, North Richland Hills, Texas
 1991 Doug Kent, Canandaigua, N.Y.
 1990 Chris Warren, Dallas
 1989 Mike Aulby, Indianapolis
 1988 Del Ballard Jr., Richardson, Texas
 1987 Rick Steelsmith, Wichita, Kan.
 1986 Mark Fahy, Chicago
 1985 Steve Wunderlich, St. Louis
 1984 Earl Anthony, Dublin, Calif.
 1983 Mike Lastowski, Havre de Grace, Md.
 1982 Joe Berardi, Brooklyn, N.Y.
 1981 Randy Lightfoot, St. Charles, Mo.
 1980 Neil Burton, St. Louis
 1979 Doug Myers, El Toro, Calif.
 1978 Frank Ellenburg, Mesa, Ariz.
 1977 Earl Anthony, Tacoma, Wash.
 1976 Nelson Burton Jr., St. Louis
 1975 Ed Ressler Jr., Allentown, Pa.
 1974 Paul Colwell, Tucson, Ariz.
 1973 Dave Soutar, Kansas City, Kan.
 1972 Bill Beach, Sharon, Pa.
 1971 Jim Godman, Lorain, Ohio
 1970 Don Glover, Bakersfield, Calif.
 1969 Jim Chestney, Denver
 1968 Pete Tountas, Tucson, Ariz.
 1967 Lou Scalia, Hollywood, Fla.
 1966 Bob Strampe, Detroit
 1965 Billy Welu, St. Louis
 1964 Billy Welu, St. Louis
 1963 Harry Smith, Baltimore
 1962 Billy Golembiewski, Detroit
 1961 Don Carter, St. Louis
 1960 Billy Golembiewski, Detroit
 1959 Ray Bluth, St. Louis
 1958 Tom Hennessey, St. Louis
 1957 Dick Hoover, Akron, Ohio
 1956 Dick Hoover, Akron, Ohio
 1955 Buzz Fazio, Detroit
 1954 Eugene Elkins, San Carlos, Calif.
 1953 Rudy Habetler, Chicago
 1952 Willard Taylor, Charleston, W. Va.
 1951 Lee Jougard, Detroit

USBC QUEENS

2021 Julia Bond, Aurora, Ill.
 2020 No event
 2019 Dasha Kovalova, Ukraine
 2018 Shannon O'Keefe, O'Fallon, Ill.
 2017 Diana Zavjalova, Latvia
 2016 Bernice Lim, Singapore
 2015 Liz Johnson, Cheektowaga, N.Y.
 2014 Maria Jose Rodriguez, Colombia
 2013 Diana Zavjalova, Latvia
 2012 Diandra Asbaty, Chicago
 2011 Missy Parkin, Lake Forest, Calif.
 2010 Kelly Kulick, Union, N.J.
 2009 Liz Johnson, Cheektowaga, N.Y.
 2008 Lynda Barnes, Double Oak, Texas
 2007 Kelly Kulick, Union, N.J.
 2006 Shannon Pluhowsky, Lincoln, Neb.
 2005 Tennelle Milligan, Yorba Linda, Calif.
 2004 Marianne DiRupo, Succasunna, N.J.
 2003 Wendy Macpherson, Henderson, Nev.
 2002 Kim Terrell, Antioch, Calif.
 2001 Carolyn Dorin-Ballard, North Richland, Hills, Texas
 2000 Wendy Macpherson, Henderson, Nev.
 1999 Leanne Barrette, Pleasanton, Calif.
 1998 Lynda Norry, Wichita, Kan.
 1997 Sandra Jo Shiery, Coldwater, Mich.
 1996 Lisa Wagner, Bradenton, Fla.
 1995 Sandy Postma, Lansing, Ill.
 1994 Anne Marie Duggan, Edmond, Okla.
 1993 Jan Schmidt, Rochelle, Ill.
 1992 Cindy Coburn-Carroll, Tonawanda, N.Y.
 1991 Dede Davidson, San Jose, Calif.
 1990 Patty Ann, Arlington Heights, Ill.
 1989 Carol Gianotti, Australia
 1988 Wendy Macpherson, Henderson, Nev.
 1987 Cathy Almeida, Pennsauken, N.J.
 1986 Cora Fiebig, Madison Heights, Mich.
 1985 Aleta Sill, Dearborn, Mich.
 1984 Kazue Inahashi, Tokyo
 1983 Aleta Sill, Dearborn, Mich.
 1982 Katsuko Sugimoto, Tokyo
 1981 Katsuko Sugimoto, Tokyo
 1980 Donna Adamek, Apple Valley, Calif.
 1979 Donna Adamek, Apple Valley, Calif.
 1978 Loa Boxberger, Russell, Kan.
 1977 Dana Stewart, Morgan Hill, Calif.
 1976 Pam Rutherford, Reno, Nev.
 1975 Cindy Powell, Navarre, Ohio
 1974 Judy Soutar, Leawood, Kan.
 1973 Dorothy Fothergill, Center Ossipee, N.H.
 1972 Dorothy Fothergill, Center Ossipee, N.H.
 1971 Mildred Ignizio, Rochester, N.Y.
 1970 Mildred Ignizio, Rochester, N.Y.
 1969 Ann Feigel, Tucson, Ariz.
 1968 Phyllis Massey, Alameda, Calif.
 1967 Mildred Ignizio, Rochester, N.Y.
 1966 Judy Lee, Lakewood, Calif.
 1965 Betty Kuczynski, Cicero, Ill.
 1964 D.D. Jacobson, Playa Del Rey, Calif.
 1963 Irene Monterosso, East Rutherford, N.J.
 1962 Dorothy Wilkinson, Phoenix
 1961 Janet Harman, Cerritos, Calif.

U.S. OPEN

2021 Chris Via, Blacklick, Ohio
 2020 Jason Belmonte, Australia
 2019 Francois Lavoie, Quebec City, Canada
 2018 Dom Barrett, Colchester, England
 2017 Rhino Page, Orlando, Fla.
 2016 Francois Lavoie, Quebec City, Canada
 2015 Ryan Ciminelli, Cheektowaga, N.Y.
 2014 No event
 2013 Wes Malott, Pflugerville, Texas

2012 Pete Weber, St. Ann, Mo.
 2011 Norm Duke, Clermont, Fla.
 2010 Bill O'Neill, Southampton, Pa.
 2009 Mike Scroggins, Amarillo, Texas
 2008 Norm Duke, Clermont, Fla.
 2007 Pete Weber, St. Ann, Mo.
 2006 Tommy Jones, Simpsonville, S.C.
 2005 Chris Barnes, Flower Mound, Texas
 2004 Pete Weber, St. Ann, Mo.
 2003 Walter Ray Williams Jr., Ocala, Fla.
 2002 No event
 2001 Mika Koivuniemi, Hartland, Mich.
 2000 Robert Smith, Captain Cook, Hawaii
 1999 Bob Learn Jr., Erie, Pa.
 1998 Walter Ray Williams Jr., Stockton, Calif.
 1997 No event
 1996 Dave Husted, Milwaukie, Ore.
 1995 Dave Husted, Milwaukie, Ore.
 1994 Justin Hromek, Andover, Kan.
 1993 Del Ballard Jr., Richardson, Texas
 1992 Robert Lawrence, Austin, Texas
 1991 Pete Weber, Florissant, Mo.
 1990 Ron Palombi Jr., Erie, Pa.
 1989 Mike Aulby, Indianapolis
 1988 Pete Weber, Florissant, Mo.
 1987 Del Ballard Jr., Richardson, Texas
 1986 Steve Cook, Roseville, Calif.
 1985 Marshall Holman, Jacksonville, Ore.
 1984 Mark Roth, Spring Lake Heights, N.J.
 1983 Gary Dickinson, Burleson, Texas
 1982 Dave Husted, Milwaukie, Ore.
 1981 Marshall Holman, Medford, Ore.
 1980 Steve Martin, Kingsport, Tenn.
 1979 Joe Berardi, Pearl River, N.Y.
 1978 Nelson Burton Jr., St. Louis
 1977 Johnny Petraglia, Staten Island, N.Y.
 1976 Paul Moser, Medford, Mass.
 1975 Steve Neff, Sarasota, Fla.
 1974 Larry Laub, San Francisco
 1973 Mike McGrath, El Cerrito, Calif.
 1972 Don Johnson, Akron, Ohio
 1971 Mike Limongello, N. Babylon, N.Y.
 1970 Bobby Cooper, Houston
 1969 Billy Hardwick, Louisville, Ky.
 1968 Jim Stefanich, Joliet, Ill.
 1967 Les Schissler, Denver
 1966 Dick Weber, St. Louis
 1965 Dick Weber, St. Louis
 1964 Bob Strampe Sr., Detroit
 1963 Dick Weber, St. Louis
 1962 Dick Weber, St. Louis
 1961 Bill Tucker, Rockhill, Mo.
 1960 Harry Smith, St. Louis
 1959 Billy Welu, St. Louis
 1958 Don Carter, St. Louis
 1957 No event
 1956 Don Carter, St. Louis
 1955 (Dec.) Bill Lillard, Houston
 1955 (Jan.) Steve Nagy, Cleveland
 1954 Don Carter, St. Louis
 1953 No event
 1952 Don Carter, St. Louis
 1951 Junie McMahon, Chicago
 1950 Dick Hoover, Akron, Ohio
 1949 Junie McMahon, Chicago
 1948 Connie Schwoegler, Madison, Wis.
 1947 Andy Varipapa, Hempstead, N.Y.
 1946 Andy Varipapa, Hempstead, N.Y.
 1945 Joe Wilman, Chicago
 1944 Buddy Bomar, Chicago
 1943 Ned Day, West Allis, Wis.
 1942 Connie Schwoegler, Madison, Wis.
 1941 John Crimmins, Detroit

U.S. WOMEN'S OPEN //

2021	Josie Barnes, Hermitage, Tenn.
2020	No event
2019	Danielle McEwan, Stony Point, N.Y.
2018	Liz Kuhlkin, Schenectady, N.Y.
2017	Liz Johnson, Deerfield, Ill.
2016	Liz Johnson, Cheektowaga, N.Y.
2015	Liz Johnson, Cheektowaga, N.Y.
2014	No event
2013	Liz Johnson, Cheektowaga, N.Y.
2012	Kelly Kulick, Union, N.J.
2011	Leanne Hulsenberg, Roseville, Calif.
2010	Kelly Kulick, Union, N.J.
2009	Tammy Boomershine, North Ogden, Utah
2008	Kim Terrell-Kearney, Dover, Del.
2007	Liz Johnson, Cheektowaga, N.Y.
2006	No event
2005	No event
2004	No event
2003	Kelly Kulick, Union, N.J.
2002	No event
2001	Kim Terrell, Daly City, Calif.
2000	Tennelle Grijalava, Orange, Calif.
1999	Kim Adler, Las Vegas
1998	Aleta Sill, Dearborn, Mich.
1997	No event
1996	Liz Johnson, Niagara Falls, N.Y.
1995	Cheryl Daniels, Detroit
1994	Aleta Sill, Dearborn, Mich.
1993	Dede Davidson, Buellton, Calif.
1992	Tish Johnson, Panorama City, Calif.
1991	Anne Marie Duggan, Edmond, Okla.
1990	Dana Miller-Mackie, Fort Worth, Texas
1989	Robin Romeo, Van Nuys, Calif.
1988	Lisa Wagner, Fort Myers, Fla.
1987	Carol Norman, Ardmore, Okla.
1986	Wendy Macpherson, Walnut Creek, Calif.
1985	Pat Mercatanti, Newtown, Pa.
1984	Karen Ellingsworth, Des Plains, Ill.
1983	Dana Miller, Fort Worth, Texas
1982	Shinobu Saitoh, Japan
1981	Donna Adamek, Apple Valley, Calif.
1980	Pat Costello, Orlando, Fla.
1979	Diana Silva, Albuquerque, N.M.
1978	Donna Adamek, Apple Valley, Calif.
1977	Betty Morris, Stockton, Calif.
1976	Patty Costello, Scranton, Pa.
1975	Paula Sperber, Miami
1974	Pat Costello, Orlando, Fla.
1973	Millie Martorella, Rochester, N.Y.
1972	Lorrie Koch, Algonquin, Ill.
1971	Paula Sperber, Miami
1970	Mary Baker, Central Islip, N.Y.
1969	Dorothy Fothergill, N. Attleboro, Mass.
1968	Dorothy Fothergill, N. Attleboro, Mass.
1967	Gloria Bouvia, Portland, Ore.
1966	Joy Abel, Chicago
1965	Ann Slattery, Salt Lake City
1964	LaVene Carter, St. Louis
1963	Marion Ladewig, Grand Rapids, Mich.
1962	Shirley Garms, Island Lake, Ill.
1961	Phyllis Notaro, Brant, N.Y.
1960	Sylvia Wene, Philadelphia
1959	Marion Ladewig, Grand Rapids, Mich.
1958	Merle Matthews, Long Beach, Calif.
1957	No event
1956	Marion Ladewig, Grand Rapids, Mich.
1955	(Dec.) Anita Cantaline, Detroit
1955	(Jan.) Sylvia Wene, Philadelphia
1954	Marion Ladewig, Grand Rapids, Mich.
1953	No event
1952	Marion Ladewig, Grand Rapids, Mich.
1951	Marion Ladewig, Grand Rapids, Mich.
1950	Marion Ladewig, Grand Rapids, Mich.
1949	Marion Ladewig, Grand Rapids, Mich.

USBC SENIOR MASTERS //

2021	Tom Hess, Granger, Iowa
2020	No event
2019	Amleto Monacelli, Venezuela
2018	Chris Warren, Grants Pass, Ore.
2017	Walter Ray Williams Jr., Oxford, Fla.
2016	Pete Weber, St. Ann, Missouri
2015	Amleto Monacelli, Aventura, Fla.
2014	Walter Ray Williams Jr., Ocala, Fla.
2013	Pete Weber, St. Ann, Mo.
2012	Mike Edwards, Tulsa, Okla.
2011	Dale Traber, Cedarburg, Wis.
2010	Wayne Webb, Grove City, Ohio
2009	Dale Traber, Cedarburg, Wis.
2008	Kenny Parks, East Chicago, Ind.
2007	Tom Baker, King, N.C.
2006	Tom Baker, King, N.C.
2005	Vince Mazzanti Jr., Levittown, Pa.
2004	Gary Dickinson, Edmond, Okla.
2003	Dale Eagle, Tavares, Fla.
2002	Pete Couture, Titusville, Fla.
2001	Bob Glass, Lawrence, Kan.
2000	Dave Soutar, Bradenton, Fla.
1999	Darrell Storkson, Everett, Wash.
1998	Pete Couture, Titusville, Fla.
1997	Gary Dickinson, Edmond, Okla.
1996	Dave Davis, West Palm Beach, Fla.
1995	Dave Davis, Lantana, Fla.
1994	Hobo Boothe, Canoga Park, Calif.
1993	Phil Ware, Knoxville, Tenn.

USBC SENIOR QUEENS //

2021	No event
2020	No event
2019	Jeanne Naccarato, Tacoma, Wash.
2018	Tish Johnson, Colorado Springs, Colo.
2017	Lucy Sandelin, Tampa, Fla.
2016	Robin Romeo, Newhall, Calif.
2015	Robin Romeo, Newhall, Calif.
2014	Robin Romeo, Newhall, Calif.
2013	Lucy Sandelin, Tampa, Fla.
2012	Anne Marie Duggan, Edmond, Okla.
2011	Paula Vidad, Sun City, Calif.
2010	Char Hammel, Las Vegas
2009	Janine Primrose, Gardnerville, Nev.
2008	Sandy Postma, Lansing, Ill.
2007	Lucy Sandelin, Tampa, Fla.
2006	Sandy Postma, Lansing, Ill.
2005	Shirley Levens, Cocoa, Fla.
2004	Sandy Postma, Lansing, Ill.
2003	Andi Whitlock, Middletown, Del.
2002	Shirley Levens, Cocoa, Fla.
2001	Fran Minton, Iowa Park, Texas
2000	Rose Smith, Las Vegas

SUPER SENIOR CLASSIC //

2021	Amleto Monacelli, Venezuela
2020	No event
2019	Ty Dawson, Sunnyvale, Calif.
2018	Mike Dias, Lafayette, Colo.
2017	Ron Mohr, North Las Vegas, Nev.
2016	Junichi Yajima, Japan
2015	Sam Maccarone, Blackwood, N.J.
2014	Jim Knoblauch, Waukesha, Wis.
2013	Kerry Painter, Henderson, Nev.

TEAM USA TRIALS //

YEAR MEN

2021	No event
2020	Matt Russo, Fairview Heights, Ill.
2019	John Janawicz, Winter Haven, Fla.
2018	Kyle Troup, Taylorsville, N.C.
2017	Jakob Butturff, Tempe, Ariz.
2016	Marshall Kent, Yakima, Wash.
2015	Kamron Doyle, Brentwood, Tenn.
2014*	Mike Fagan, Hurst, Texas
2014	Chris Barnes, Double Oak, Texas
2013*	Geoffrey Young, Denton, Texas
2013	John Szczerbinski, North Tonawanda, N.Y.
2012	Marshall Kent, Yakima, Wash.
2011	Scott Boyle, Salida, Calif.
2010	John Janawicz, Winter Haven, Fla.
2009	Cassidy Schaub, Ashland, Ohio
2008	Derek Eoff, Greenfield, Wis.
2007	David O'Sullivan, Orlando, Fla.
2006	Dan Patterson, Buffalo, N.Y.
2005	Rhino Page, San Diego
2004	Richard Fairley Jr., Lynchburg, Va.
2003	Bill Hoffman, Columbus, Ohio
2002	No event
2001	Andrew Cain, Tempe, Ariz.
2000	Scott Norton, Fullerton, Calif.
1999	Bill Hoffman, Columbus, Ohio
1998	Michael Mullin, New City, N.Y.
1997	John Gaines, Davidsonville, Md.
1996	Vernon Peterson, Dearborn Heights, Mich.
1995	Drew Hylen, Denver
1994	Patrick Healey Jr., Niagara Falls, N.Y.
1993	Robert Smith, Moor Park, Calif.
1992	Anthony Chapman, Landover, Md.
1991	Paul Fleming, Lincoln, Neb.
1990	Jon Juneau, Baton Rouge, La.
1989	Adam Apo, Mililani, Hawaii
1988	Darold Meisel, Muskego, Wis.
1987	Mark Lewis, Wichita, Kan.
1986	Dan Nadeau, Las Vegas

*Summer Team USA Trials

WOMEN

No event
Kelly Kulick, Union, N.J.
Kelly Kulick, Union, N.J.
Shannon O'Keefe, O'Fallon, Ill.
Erin McCarthy, Omaha, Neb.
Danielle McEwan, Stony Point, N.Y.
Shannon Pluhowsky, Dayton, Ohio
Shannon O'Keefe, O'Fallon, Ill.
Brittini Hamilton, Wood-Ridge, N.J.
Carolyn Dorin-Ballard, Keller, Texas
Danielle McEwan, Stony Point, N.Y.
Danielle McEwan, Stony Point, N.Y.
Shannon Pluhowsky, Kettering, Ohio
Brenda Edwards, Mansfield, Texas
Liz Johnson, Cheektowaga, N.Y.
Shannon O'Keefe, Brookfield, Wis.
Lynda Barnes, Double Oak, Texas
Diandra Asbaty, Chicago
Lynda Barnes, Flower Mound, Texas
Shannon Pluhowsky, Phoenix
Shannon Pluhowsky, Phoenix
Shannon Pluhowsky, Phoenix
Kelly Kulick, Union, N.J.
Diandra Hyman, Dyer, Ind.
Debbie Kuhn, Baltimore
Janette Piesczynski, Cheektowaga, N.Y.
Lucy Giovinco, Norcross, Ga.
Lynda Norry, Pleasant Hill, Calif.
Liz Johnson, Niagara Falls, N.Y.
Liz Johnson, Niagara Falls, N.Y.
Joey Simpson, Lexington, Ky.
Julie Gardner, Huntington Beach, Calif.
Julie Gardner, Huntington Beach, Calif.
Linda Graham, Des Moines, Iowa
Patty Ann, Arlington Heights, Ill.
Heather Nelson, West Brattleboro, Vt.
Cora Fiebig, Madison Heights, Mich.

U.S. NATIONAL AMATEUR BOWLING CHAMPIONSHIPS

YEAR	MEN	WOMEN
2021	No event	No event
2020	Cameron Crowe, Orland Park, Ill.	Breanna Clemmer, Clover, S.C.
2019	Wesley Low Jr., Palmdale, Calif.	Brenna Clemmer, Clover, S.C.
2018	Cortez Schenck, Phoenix	Jordan Richard, Tipton, Mich.
2017	Matt Russo, Millstone Township, N.J.	Julia Bond, Aurora, Ill.
2016	Chris Via, Springfield, Ohio	Stephanie Schwartz, Racine, Wis.
2008-15	Not held	

Note: Prior to 2008, Team USA Trials was limited to amateur bowlers; winners were named U.S. Amateur champions.

SUMMER TEAM USA TRIALS

YEAR	MEN	WOMEN
2014	Mike Fagan, Hurst, Texas	Shannon O'Keefe, O'Fallon, Ill.
2013	Geoffrey Young, Denton, Texas	Carolyn Dorin-Ballard, Keller, Texas

INTERCOLLEGIATE TEAM CHAMPIONSHIPS

YEAR	MEN	WOMEN
2021	Wichita State	Wichita State
2020	No event	No event
2019	Webber International	Robert Morris-Illinois
2018	McKendree	Lindenwood
2017	Title vacated	McKendree
2016	McKendree	Webber International
2015	Wichita State	North Carolina A&T
2014	Lindenwood	Robert Morris-Illinois
2013	Robert Morris-Illinois	Maryland Eastern Shore
2012	Webber International	Webber International
2011	Fresno State	Maryland Eastern Shore
2010	Wichita State	Webber International
2009	Wichita State	Wichita State
2008	Wichita State	Pikeville
2007	Saginaw Valley State	Wichita State
2006	Saginaw Valley State	Lindenwood
2005	Lindenwood	Wichita State
2004	Kansas	Pikeville
2003	Wichita State	Central Missouri State
2002	Western Illinois	Morehead State
2001	Western Illinois	Nebraska
2000	West Texas A&M	Morehead State
1999	Western Illinois	Nebraska
1998	Wichita State	Morehead State
1997	Saginaw Valley State	Nebraska
1996	Nebraska	West Texas A&M
1995	Wichita State	Nebraska
1994	Wichita State	Wichita State
1993	Wichita State	William Paterson
1992	William Paterson	West Texas State
1991	Saginaw Valley State	Nebraska
1990	Nebraska	Wichita State
1989	Cal State-Fullerton	Morehead State
1988	Erie CC	West Texas State
1987	Wichita State	West Texas State
1986	Erie CC	Wichita State
1985	Wisconsin-La Crosse	West Texas State
1984	Buffalo State	Indiana State
1983	Vincennes	West Texas State
1982	Washington State	Erie CC
1981	Arizona State	Arizona State
1980	Wichita State	Erie CC
1979	California	Penn State
1978	Minnesota	Wichita State
1977	West Liberty	Wichita State
1976	South Carolina	San Jose State
1975	Wisconsin-La Crosse	Wichita State

INTERCOLLEGIATE SINGLES CHAMPIONSHIPS

YEAR	MEN	WOMEN
2021	Pete Vergos, Calumet College of St. Joseph	Katie Robb, Delaware State
2020	No event	No event
2019	Tom Hankey Jr., Webber International	Breanna Clemmer, McKendree
2018	Kenny Ryan, Robert Morris-Illinois	Stephanie Schwartz, Stephen F. Austin
2017	Nick Pate, Midland	Sydney Brummett, Wichita State
2016	Daniel Hanson, Robert Morris-Illinois	Emily Eckhoff, Hastings
2015	Michael Tang, San Jose State	Emily Eckhoff, Hastings
2014	Francois Lavoie, Wichita State	Diana Zavajlova, Webber International

2013	Aaron Lorincz, Saginaw Valley State	Kristina Mickelson, Nebraska
2012	Geoffrey Young, Wichita State	Georgia Drewes, Newman
2011	Kyle Barnes, Middle Tennessee	Brittini Hamilton, Vanderbilt
2010	Chris Bardol, Robert Morris-Illinois	Jenn Boisselle, Central Florida
2009	Adam Chase, St. John's	Daniela Alvarado, Wichita State
2008	Dan Vick, Rochester Institute	Jennifer Wright, Pikeville
2007	Tim Pfeifer, Robert Morris-Pa.	Elysia Current, Wichita State
2006	Brian Valenta, Lindenwood	Olivia Sandham, Wichita State
2005	P.J. Haggerty, Fresno State	Bianca Montagnino, Newman
2004	Cory Simmons, Newman	Shannon Pluhowsky, Nebraska

USBC JUNIOR GOLD CHAMPIONSHIPS

YEAR	BOYS	GIRLS
2021	Matteo Quintero, Smyrna, Tenn. (U12) Landon Jordan, Sycamore, Ill. (U15) Brandon Bohn, Jackson, N.J. (U18) Cameron Crowe, Orland Park, Ill. (U20)	Baylie Massingill, Troy, Ohio (U12) Savannah Taillon, Concord, N.C. (U15) Jaelle Hamman, Jarrell, Texas (U18) Brooke Roberts, Port Orange, Fla. (U20)
2020	No event	No event
2019	Elias O'Hollaren, San Diego (U12) John Nunn, Jacksonville, Fla. (U15) Cameron Hurwitz, Rochester, N.Y. (U17) Alec Keplinger, Coldwater, Mich. (U20)	Katelyn Abigania, San Diego (U12) Annalise OBryant, Ball Ground, Ga. (U15) Caroline Thesier, Mooresville, N.C. (U17) Patricia Rosales, Orlando, Fla. (U20)
2018	Joseph Dominguez, Manalapan, N.J. (U12) Silas Lira, Tampa, Fla. (U15) Anthony Neuer, Lewisburg, Pa. (U20)	Katelyn Abigania, San Diego (U12) Annalise OBryant, Ball Ground, Ga. (U15) Julia Huren, Westland, Mich. (U20)
2017	Brandon Bohn, Jackson, N.J. (U12) Solomon Salama, Beverly Hills, Calif. (U15) Wesley Low Jr., Palmdale, Calif. (U20)	Karina Capron, Fremont, Neb. (U12) Jennifer Loredo, Fresno, Calif. (U15) Allie Leiendecker, Wooster, Ohio (U20)
2016	Edgar Burgos, Dorado, Puerto Rico (U12) Solomon Salama, Beverly Hills, Calif. (U15) Jeffery Mann, West Lafayette, Ind. (U20)	Hannah Diem, Seminole, Fla. (U12) Mabel Cummins, Elburn, Ill. (U15) Jacqueline Evans, Acton, Mass. (U20)
2015	Spencer Robarge, Springfield, Mo. (U12) Tom Hankey, Great Barrington, Mass. (U15) Zachary Doty, Nassau, N.Y. (U20)	Amanda Naujokas, Lake Ronkonkoma, N.Y. (U12) Danielle Jedlicki, Murfreesboro, Tenn. (U15) Sierra Kanemoto, Dayton, Ohio (U20)
2014	Anthony Neuer, Lewisburg, Pa. (U12) Adam Zimmerman, Deer Park, N.Y. (U15) Tylor Greene, Davison, Mich. (U20)	Madison Bailey, Rocklin, Calif. (U12) Ashley Channell, Morris Chapel, Tenn. (U15) Breanna Clemmer, Clover, S.C. (U20)
2013	Cortez Schenck, Phoenix (U15) Wesley Low, Palmdale, Calif. (U20)	Taylor Russell, Tupelo, Miss. (U15) Julia Bond, Aurora, Ill. (U20)
2012	Bradley Crouse, Nazareth, Pa. (U15) AJ Johnson, Oswego, Ill. (U20) Gary Faulkner, Memphis, Tenn.	Breanna Clemmer, Clover, S.C. (U15) Robyn Renslow, Brentwood, Calif. (U20) Natalie Jimenez, Rowland Heights, Calif.
2011	Marshall Kent, Yakima, Wash.	Brittini Hamilton, Webster, N.Y.
2009	Mike Conn, Crestwood, Ky.	Maggie Zakrzewski, Palatine, Ill.
2008	Geoffrey Young, Denton, Texas	Kristie Petravich, West Palm Beach, Fla.
2007	Adam Martinez, San Antonio	Jenny Brown, DeLand, Fla.
2006	Matthew O'Grady, South Amboy, N.J.	Jennifer Wright, West Columbia, S.C.
2005	Chris Bolosan, Newport News, Va.	Stefanie Nation, Miami
2004	Clay Herrbach, Naperville, Ill.	Stefanie Nation, Miami
2003	Erik Vermilyea, Maplewood, Minn.	Stefanie Nation, Miami
2002	Sean Rash, Anchorage, Alaska	Olivia Sandham, Boulder, Colo.
2001	Michael Remaklus, Florissant, Mo.	Shannon Pluhowsky, Phoenix
2000	Nathan Bohr, Austin, Texas	Shannon Pluhowsky, Phoenix
1999	Scott Norton, Cypress, Calif.	Shannon Pluhowsky, Phoenix
1998	Rory Kalanquin, Davison, Mich.	Melissa Bellinder, Fullerton, Calif.

USA BOWLING NATIONAL CHAMPIONSHIPS

12-AND-UNDER DIVISION

2021	No event
2020	No event
2019	Southwest Region, SDLV Strikers (Katelyn Abigania, Avery Domaguin, Sebastian Huffman, Elias O'Hollaren)
2018	Pacific Southwest Region, Four the Love of Boba (Nihal Mareedu, Diego Jara, Saphyre Nofuente and Ethan Ranario)
2017	Pacific Southwest Region, Cloverleaf Strikers (Joey Irvin, Diego Jara, Nihal Mareedu, Harley Shene)
2016	Lower Great Lakes Region, Indiana U12 All-Stars (Reece Dunbar, Shayla Gwynn, Hayden Smith, Kyle Toyias)

15-AND-UNDER DIVISION

2021	No event
2020	No event
2019	Northeast Region, Chesapeake Bay Strikers (John Banfield, James Bennett, Nicholas Menendez, Nate Trentler, Laney Wells)
2018	Midwest Region, 3 Rights Make a Left (Brandon Bonta, Silas Limes, Piper Reams, Spencer Robarge)
2017	Midwest Region, 3 Rights Make a Left, Kansas (Brandon Bonta, Silas Limes, Peyton Montgomery, Spencer Robarge)
2016	South Region, Strikers (Jhalen Embery, Faith Hardy, Tyrell Ingalls, Dawson Stewart)

USBC OPEN CHAMPIONSHIPS WINNERS

THIS EVENT WAS NOT HELD DURING WWII (1943-45) AND COVID-19 (2020)

REGULAR DIVISION

SINGLES **REGULAR**

2021 Andrew Anderson, Holly, Mich., 802
2019 Mitch Beasley, Clarksville, Tenn., 812
2018 Cotie Holbek, Burlington, Wis., 802
2017 Ron Jacobson, Jupiter, Fla., 804
2016 Robert J. Bures, Painesville, Ohio, 815
2015 Ronnie Sparks Jr., Redford, Mich., 793
2014 Louis Jenkins Jr., Warr Acres, Okla., 826
2013 Zeke Bayt, Westerville, Ohio, 795
2012 Henry Teetz III, West Allis, Wis., 800
2011 Matt Weggen, Muscatine, Iowa, 826
2010 Terrence Syring, Bay City, Mich., 833
2009 Bo Goergen, Midland, Mich., 862
2008 Bryan Young, Everett, Wash., 832
2007 Frederick "Chip" Aki, Nicholasville, Ky., 814
2006 Wendy Macpherson, Henderson, Nev., 812
2005 David Adam, Maryland Heights, Mo., 791
2004 John Janawicz, Winter Haven, Fla., 858
2003 Ron Bahr, Topeka, Kan., 837
2002 Mark Millsap, Portage, Ind., 823
2001 Nick Hoagland, Bloomington, Ind., 798
2000 Garran Hein, Brea, Calif., 811
1999 Dan Winter, Rockford, Ill., 825
1998 John Gaines, Davidsonville, Md., 814
1997 John Socha, Milwaukee, 847
1996 Don Scudder, Cincinnati, 823
1995 Matt Surina, Mead, Wash., 826
1994 John Weltzien, Boca Raton, Fla., 810
1993 Dan Bock, Owatonna, Minn., 798
1992 Bob Youker Jr., Syracuse, N.Y., 801
Gary Blatchford, Phoenix, 801
1991 Ed Deines, LaPorte, Colo., 826
1990 Bob Hochrein, Dubuque, Iowa, 791
1989 Paul Tetreault, Lebanon, N.H., 813
1988 Steve Hutkowski, Hershey, Pa., 774
1987 Terry Taylor, Nashville, Tenn., 749
1986 Jeff Mackey, Mexico, Mo., 774
1985 Glenn Harbison, Pittsburgh, 774
1984 Bob Antczak, Chicago, 764
Neal Young, Louisville, Ky., 764
1983 Rickey Kendrick, Springfield, Ill., 735
1982 Bruce Bohm, Chicago, 748
1981 Michael (Rob) Vital, Lancaster, Pa., 780
1980 Mike Eaton, Grand Rapids, Mich., 782
1979 Rick Peters, Franklin, Ohio, 761
1978 Rich Mersek, Cleveland, 739
1977 Frank Gadaletto, Lansing, Mich., 738
1976 Mike Putzer, Oshkosh, Wis., 758
1975 Jim Setser, Dayton, Ohio, 756
1974 Gene Krause, Cleveland, 773
1973 Ed Thompson, Denver, 762
1972 Bill Pointer, Pontiac, Mich., 739
1971 Al Cohn, Chicago, 738
1970 Jake Yoder, Fort Wayne, Ind., 744
1969 Greg Campbell, St. Louis, 751
1968 Wayne Kowalski, Revere, Mass., 738
1967 Frank Perry, Lorain, Ohio, 723
1966 Don Chapman, Scranton, Pa., 761
1965 Kenneth Roeth, Dubuque, Iowa, 700
1964 Jim Stefanich, Chicago, 726
1963 Fred Delello, Oneonta, N.Y., 744
1962 Andrew Renaldy, Youngstown, Ohio, 720
1961 Lyle Spooner, St. Cloud, Minn., 726
1960 Paul Kulbaga, Cleveland, 726
1959 Ed Lubanski, Detroit, 764
1958 Edward Shay, Chester, Pa., 733
1957 Bob Allen, Yonkers, N.Y., 729
1956 George Wade, Steubenville, Ohio, 744
1955 Edward Gerzine, Milwaukee, 738
1954 Tony Sparando, Rego Park, N.Y., 723
1953 Frank Santore, Long Island City, N.Y., 749
1952 Al Sharkey, Chicago, 758
1951 Lee Jougard, Detroit, 775

1950 Everett Leins, Aurora, Ill., 757
1949 Bernard Rusche, Cincinnati, 716
1948 Lincoln Protich, Akron, Ohio, 721
1947 Junie McMahon, Chicago, 740
1946 Leo Rollick, Santa Monica, Calif., 737
1942 John Stanley, Cleveland, 756
1941 Fred Ruff Jr., Belleville, Ill., 745
1940 Ray Brown, Terre Haute, Ind., 742
1939 James Daneke, Forest Park, Ill., 730
1938 Knute Anderson, Moline, Ill., 746
1937 Gene Gagliardi, Mount Vernon, N.Y., 749
1936 Charles Warren, Springfield, Ill., 735
1935 Don Brokaw, Canton, Ohio, 733
1934 Jerry Vidro, Grand Rapids, Mich., 721
1933 Earl Hewitt, Erie, Pa., 724
1932 Otto Nitschke, Cleveland, 731
1931 Walter Lachowski, Erie, Pa., 712
1930 Larry Shotwell, Covington, Ky., 774
1929 Adolph Unke, Milwaukee, 728
1928 Henry Summers, St. Louis, 705
1927 William Eggars, Chicago, 706
1926 Ed Votel, Braddock, Pa., 731
1925 Al Green, Chicago, 706
1924 Harry Smyers, Pittsburgh, 749
1923 Carl Baumgartner, Cincinnati, 724
1922 Walter Lundgren, Chicago, 729
1921 Fred Smith, Detroit, 702
1920 Joe Shaw, Chicago, 713
1919 Harry Cavan, Pittsburgh, 718
1918 C.J. Styles, Detroit, 702
1917 Otto Kallusch, Rochester, N.Y., 698
1916 Sam Schliman, Toronto, 685
Bill Hueseman, Cincinnati, 685
F. Shaw, Chicago, 685
1915 Wallace Pierce, Pueblo, Colo., 711
1914 William Miller, Detroit, 675
1913 Frank Peterson, Columbus, Ohio, 693
1912 Larry Sutton, Rochester, N.Y., 679
1911 James Blouin, Chicago, 681
1910 Thomas Haley, Detroit, 705
1909 Larry Sutton, Rochester, N.Y., 691
Frank Bruggeman, Sioux City, Iowa, 691
1908 Archie Wengler, Chicago, 699
1907 Marshall Levey, Indianapolis, 624
R.T. Matak, St. Paul, Minn., 624
1906 Frank Favour, Oshkosh, Wis., 669
1905 C.M. Anderson, St. Paul, Minn., 651
1904 Martin Kern, St. Louis, 647
1903 Dan Jones, Milwaukee, 683
1902 Fred Strong, Chicago, 649
1901 Frank Briell, Chicago, 648

DOUBLES **REGULAR**

2021 Chris Pierson, West Bend, Wis./David Labinski, Milwaukee, 1,466
2019 Cotie Holbek, Burlington, Wis., and Steven Fisher, Winthrop Harbor, Ill., 1,478
2018 Richard Eighthme, Waterloo, Iowa, and AJ Chapman, St. Paul, Minn., 1,457
2017 Zachary Hattori, Henderson, Nev., and Michael Coffey, Melbourne, Fla., 1,478
2016 Greg Thomas, Irmo, S.C., and Christopher Hill, Franklin, Wis., 1,401
2015 Mark Sleeper Jr., Kaufman, Texas, and Anthony Simonsen, Princeton, Texas, 1,409
2014 Clark Poelzer and Carl Poelzer, Arden Hills, Minn., 1,465
2013 Brian Burkhardt, St. Louis, and Rick Gatlin, Eureka, Mo., 1,440
2012 Matt McNiel, Prior Lake, Minn., and Charles Vashaw, Deephaven, Minn., 1,489
2011 Chad Reiffer, Kentwood, Mich., and Brandon Tarabek, Grand Rapids, Mich., 1,497
2010 John Kreyer Jr., Fridley, Minn., and Steve Bohn, Norwood, Minn., 1,514
2009 Brenda Edwards and Stephen Padilla, Mansfield, Texas, 1,566

2008 John Socha, Oak Creek, Wis., and Dennis Rakauskas, Apopka, Fla., 1,467
2007 Jonathan Masur, West Orange, N.J., and Jeffrey Butler, Garfield, N.J., 1,544
2006 Bobby Stives, El Paso, Texas, and Paul Yoder, Albuquerque, N.M., 1,497
2005 Steve Richter, Sheboygan Falls, Wis., and Jeff Richgels, Oregon, Wis., 1,500
2004 Mike Vasey and Joseph Crocco, Racine, Wis., 1,477
2003 Derek Sapp, Keokuk, Iowa, and Sean Rash, Anchorage, Alaska, 1,540
2002 Fred Mattson, Tacoma, Wash., and Chris Warren, Puyallup, Wash., 1,534
2001 Gregg Zicha, Glen Ellyn, Ill., and Bob Udseth, Rolling Meadows, Ill., 1,449
2000 Billy Seprodi, Indianapolis and Jim O'Connor, Greenwood, Ind., 1,534
1999 Dale Traber, Cedarburg, Wis., and Ryan Lever, Waterford, Wis., 1,506
1998 Keith Klenck and Rick Hara, Chicago, 1,455
1997 Paul Zuehlke and Rob Stueber, Oshkosh, Wis., 1,464
1996 Jamie Burke, Loveland, Ohio, and Drew Hauck, Finneytown, Ohio, 1,508
1995 Michael Wambold and Scott Kruppenbacher, Rochester, N.Y., 1,486
1994 Dean Distin and Mike Tryniski, Fulton, N.Y., 1,468
1993 Rick Fangman, Gilbertville, Iowa, and Darrin Lindsey, Vinton, Iowa, 1,498
Dave Gallery and Terry Saccone, Cincinnati, 1,498
Ron Wilde and Randy Wilde, Green Bay, Wis., 1,498
1992 Dave Bernhardt and Gene Stus, Detroit, 1,487
1991 Jimmy Johnson, Columbus, Ohio, and Dan Nadeau, Las Vegas, 1,505
1990 Bob Ujvari and Mike Neumann, Buffalo, 1,448
1989 Gary Daroszewski and Gus Yannaras, Milwaukee, 1,499
1988 Mark Lewis and Mark Jensen, Wichita, Kan., 1,450
1987 Ray Betchkal and Dennis Schlichting, Racine, Wis., 1,380
1986 Don Cook, Milwaukee and Bob Larson, Kenosha, Wis., 1,418
1985 Howard Higby and Clyde Gibson, Lake Jackson, Texas, 1,366
1984 Chris Cobus and John Megna, Milwaukee, 1,383
1983 Rick McCardy and Tony Loiacano, Detroit, 1,382
1982 Rich Wonders, Racine, Wis., and Darold Meisel, Milwaukee, 1,364
1981 Jim Kontos, Munster, Ind., and Al Bruder, Chicago, 1,362
Ted Hannahs, Zanesville, Ohio, and Bob Blaney, Cambridge, Ohio, 1,362
1980 Ron Thacker and Bob Bures, Cleveland, 1,378
1979 Mike Turnbull and Jack Wilson, Akron, Ohio, 1,388
1978 Bob Kulaszewicz and Don Gazzana, Milwaukee, 1,352
1977 Bob Roy, Denver and Walt Roy, Glenwood Springs, Colo., 1,318
1976 Fred Willen Sr. and Gary Voss, St. Louis, 1,356
1975 Bob Metz and Steve Partlow, Dayton, Ohio, 1,360
1974 Chuck Sunsen and Bob Hart, Detroit, 1,419
1973 Jamie Brooks and Jim Paine, Houston, 1,337
1972 Jerry Nutt and Bill Stanfield, Grand Rapids, Mich., 1,350
1971 Tony Maresca and Bill Haley, Phoenix, 1,330
1970 Dick Selgo and Don Bredehoft, Toledo, Ohio, 1,371
1969 Robert Maschmeyer and Charles Guedel, Indianapolis, 1,379
1968 Richard Stark and Walt Roy, Glenwood Springs, Colo., 1,325
1967 Mark Kuglitsch and Ron Wheeler, Milwaukee, 1,357
1966 Tony Loiacano and Bob Kwecien, Detroit, 1,351
1965 Buzz Bosler and Dan Slak, Milwaukee, 1,300
1964 Pat Russo and Tony Russo, Teaneck, N.J., 1,343
1963 Wilford (Bus) Oswalt and Gerry Schmidt, Fort Wayne, Ind., 1,337
1962 John Gribin and Gary Madison, Riverside, Calif., 1,376
1961 Joseph Macaluso and Eugene Hering, Irvington, N.J., 1,342
1960 Andy Marzich and Dick Jensen, Los Angeles, 1,369
1959 Barney Vehige and Gilbert (Gib) Fischbach, St. Louis, 1,372

1958 John (Bill) Tucker and Jim Vrenick, St. Louis, 1,414
 1957 Ronald Jones and Joe Meszaros, Sterling, Ohio, 1,369
 1956 Bill Lillard and Stan Gifford, Chicago, 1,331
 1955 Harry Zoeller and George Pacropis, Wilkes-Barre, Pa., 1,365
 1954 Don McClaren, St. Louis and Billy Welu, Houston, 1,335
 1953 Edward Koepf and Joe Kissoff, Cleveland, 1,339
 1952 John Klares and Steve Nagy, Cleveland, 1,453
 1951 Bob Benson and Eddie Marshall, Lansing, Mich., 1,334
 1950 Willis Ebosh and Earl Linsz, Cleveland, 1,325
 1949 Donald Van Boxel, Green Bay, Wis., and Gene Bernhardt, Sturgeon Bay, Wis., 1,332
 1948 James Towns and William Sweeney, Chicago, 1,361
 1947 Edward Doerr Jr. and Len Springmeyer, St. Louis, 1,356
 1946 John Gworek and Henry Kniadowski, Buffalo, 1,360
 1942 Edward Nowicki and George Baier, Milwaukee, 1,377
 1941 William Lee and Ray Farness, Madison, Wis., 1,346
 1940 Herbert Freitag and Joe Sinke, Chicago, 1,346
 1939 Philip Icuss and Murray Fowler, Steubenville, Ohio, 1,405
 1938 Don Johnson and Fannie Snyder, Indianapolis, 1,337
 1937 Virgil Gibbs, Kansas City, Mo., and Nelson Burton Sr., Dallas, 1,359
 1936 Anthony Slanina and Mike Straka, Chicago, 1,347
 1935 Clyde Sumerix and Harry Souers, Akron, Ohio, 1,348
 1934 George Rudolph and John Ryan, Waukegan, Ill., 1,321
 1933 Gil Zunker and Frank Benkovic, Milwaukee, 1,415
 1932 Frank Benkovic and Charley Daw, Milwaukee, 1,358
 1931 Edward Rafferty and Charles Reilly, Philadelphia, 1,316
 1930 James Divine and George Heup, Beloit, Wis., 1,339
 1929 Walter Klecz and Peter Butler, Chicago, 1,353
 1928 Henry Will and Joe Hradek, Chicago, 1,363
 1927 Michael Flick and Frank Snyder, Erie, Pa., 1,317
 1926 Charles Aston and Phil Young, Akron, Ohio, 1,355
 Fred Gardella and Fred Tocco, Detroit, 1,355
 Ed Schupp and Ed Karich, Chicago, 1,318
 1924 Harry Thoma and Clarence Thoma, Chicago, 1,380
 1923 Charley Daw and Finnis Wilson, Milwaukee, 1,358
 1922 Chris Spinella and Barney Spinella, New York, 1,336
 1921 Otto Kallusch and Art Schieman, Rochester, N.Y., 1,314
 1920 Marv Erickson and Edward Krems, Chicago, 1,301
 1919 Otto Kallusch and Ernie Barnes, Rochester, N.Y., 1,305
 1918 Harry Steers and Fred Thoma, Chicago, 1,335
 1917 G. Satorius and William Holzschuh, Peoria, Ill., 1,346
 1916 Frank Thoma and Hank Marino, Chicago, 1,279
 1915 Harold Allen and Ray Allen, Detroit, 1,297
 1914 John Negley and D. H. Van Ness, Newark, N.J., 1,245
 1913 Peter Schultz and John Koster, Newark, N.Y., 1,291
 1912 N.P. Owen and Phil Sutton, Louisville, Ky., 1,259
 1911 W.M. Hartley and Louis Seiler, East Liverpool, Ohio, 1,246
 1910 Al Daiker and Ed Wetterman, Cincinnati, 1,231
 1909 Al Schwoegler and Tony Schwoegler, Madison, Wis., 1,304
 1908 James Chalmers and Henry Kiene, Chicago, 1,254
 1907 E.G. Richter and E. Bigley, Louisville, Ky., 1,164
 1906 J.N. Reed and Earl Dresbach, Columbus, Ohio, 1,247
 1905 Ed Stretch and Robert Rolfe, Chicago, 1,213
 1904 H.H. Krause and C. H. Spies, Washington, 1,184
 1903 Harry Collin and Kip Selbach, Columbus, Ohio, 1,227
 1902 Jim McClean and Harry Steers, Chicago, 1,237
 1901 John Voorhies and Charles Starr, New York City, 1,203

ALL-EVENTS REGULAR

2021 Chris Via, Blacklick, Ohio, 2,303
 2019 Ryan Mouw, Muskegon, Mich., 2,156
 2018 Kurt Pilon, Warren, Mich., 2,186
 2017 Brad Angelo, Lockport, N.Y., 2,176
 2016 Brandon Novak, Chillicothe, Ohio, 2,133
 2015 Matt McNiel, Prior Lake, Minn., 2,226
 2014 Anthony LaCaze, Melrose Park, Ill., 2,273
 2013 John Szczerbinski, North Tonawanda, N.Y., 2,228
 2012 Matt McNiel, Prior Lake, Minn., 2,202
 2011 Matt Weggen, Muscatine, Iowa, 2,268
 2010 Matt McNiel, Chanhassen, Minn., 2,326
 2009 Ron Vokes, Racine, Wis., 2,321
 2008 Jay Futrell, Derby, Kan., 2,183
 2007 Mike Rose Jr., West Henrietta, N.Y., 2,198
 2006 Dave Mitchell, Farmington, Minn., 2,189
 2005 Scott Craddock, Allen, Texas, 2,131
 2004 John Janawicz, Winter Haven, Fla., 2,224
 2003 Steve Kloempken, Ogden, Utah, 2,215
 2002 Stephen Hardy, Manchester, N.H., 2,279
 2001 D.J. Archer, Amarillo, Texas, 2,219
 2000 Roy Daniels, El Paso, Texas, 2,181
 1999 Tommy Jones, Greenville, S.C., 2,158

1998 Chris Barnes, Wichita, Kan., 2,151
 1997 Jeff Richgels, Oregon, Wis., 2,241
 1996 Scott Kurtz, Somerset, N.J., 2,224
 1995 Jeff Kwiatkowski, Maumee, Ohio, 2,194
 1994 Tom Holt, Lubbock, Texas, 2,190
 1993 Jeff Nimke, Oshkosh, Wis., 2,254
 1992 Mike Tucker, Fountain Valley, Calif., 2,158
 1991 Tom Howery, Madison, Wis., 2,216
 1990 Mike Neumann, Buffalo, 2,168
 1989 George Hall, Mundelein, Ill., 2,227
 1988 Rick Steelsmith, Wichita, Kan., 2,053
 1987 Ryan Shafer, Elmira, N.Y., 2,044
 1986 Ed Marzka, Detroit, 2,116
 1985 Barry Asher, Anaheim, Calif., 2,033
 1984 Bob Goike, Detroit, 2,142
 1983 Tony Cariello, Chicago, 2,059
 1982 Rich Wonders, Racine, Wis., 2,076
 1981 Rod Toft, St. Paul, Minn., 2,107
 1980 Steve Fehr, Cincinnati, 2,076
 1979 Bob Basacchi, Detroit, 2,097
 1978 Chris Cobus, Milwaukee, 1,994
 1977 Bud Debenham, Los Angeles, 2,117
 1976 Jim Lindquist, Minneapolis, 2,071
 1975 Bobby Meadows, Dallas, 2,033
 1974 Bob Hart, Detroit, 2,087
 1973 Ron Woollet, Louisville, Ky., 2,104
 1972 Mac Lowry, Seattle, 2,026
 1971 Al Cohn, Chicago, 2,063
 1970 Mike Berlin, Muscatine, Iowa, 2,004
 1969 Eddie Jackson, Cincinnati, 1,988
 1968 Vince Mazzanti, Philadelphia, 1,971
 1967 Gary Lewis, Chicago, 2,010
 1966 John Wilcox, Williamsport, Pa., 2,004
 1965 Tom Hathaway, Los Angeles, 1,922
 1964 Les Zikes, Chicago, 2,001
 1963 Wilford (Bus) Oswalt, Fort Wayne, Ind., 2,055
 1962 Billy Young, Tulsa, Okla., 2,015
 1961 Luke Karan, Detroit, 1,960
 1960 Vinco Lucci, Trenton, N.J., 1,985
 1959 Ed Lubanski, Detroit, 2,116
 1958 Al Faragalli, Paterson, N.J., 2,043
 1957 Jim Spalding, Louisville, Ky., 2,088
 1956 Bill Lillard, Chicago, 2,018
 1955 Fred Bujack, Detroit, 1,993
 1954 Brad Lewis, Ashland, Ohio, 1,985
 1953 Frank Santore, New York, 1,994
 1952 Steve Nagy, Cleveland, 2,065
 1951 Tony Lindemann, Detroit, 2,005
 1950 Frank Santore, New York, 1,981
 1949 John Small, Chicago, 1,941
 1948 Ned Day, Milwaukee, 1,979
 1947 Junie McMahon, Chicago, 1,965
 1946 Joe Wilman, Chicago, 2,054
 1942 Stanley Moskal, Saginaw, Mich., 1,973
 1941 Harold Kelly, South Bend, Ind., 2,013
 1940 Fred Fischer, Buffalo, 2,001
 1939 Joe Wilman, Chicago, 2,028
 1938 Donald Beatty, Jackson, Mich., 1,978
 1937 Max Stein, Belleville, Ill., 2,070
 1936 John Murphy, Indianapolis, 2,006
 1935 Ora Mayer, San Francisco, 2,022
 1934 Walter Reppenhagen, Detroit, 1,972
 1933 Gil Zunker, Milwaukee, 2,060
 1932 Hugh Stewart, Cincinnati, 1,980
 1931 Mike Mauser, Youngstown, Ohio, 1,966
 1930 George Morrison, Chicago, 1,985
 1929 Otto Stein Jr., St. Louis, 1,974
 1928 Phil Wolf, Chicago, 1,937
 1927 Barney Spinella, New York, 2,014
 1926 Harry Gerloski, Detroit, 1,981
 1925 Clarence Long, Buffalo, 1,977
 1924 A.F. Weber, Elizabeth, N.J., 1,975
 1923 William Knox, Philadelphia, 2,019
 1922 Barney Spinella, New York, 1,999
 1921 Art Schieman, Rochester, N.Y., 1,909
 1920 Jimmy Smith, Milwaukee, 1,915
 1919 Mort Lindsey, New Haven, Conn., 1,933
 1918 Harry Steers, Chicago, 1,959
 1917 H. Miller, Detroit, 1,945
 1916 Frank Thoma, Chicago, 1,919
 1915 Matty Faetz, Chicago, 1,876
 1914 William Miller, Detroit, 1,897
 1913 Ed Hermann, Cleveland, 1,972
 1912 Phil Sutton, Louisville, Ky., 1,843
 1911 Jimmy Smith, Buffalo, N.Y., 1,919
 1910 Thomas Haley, Detroit, 1,961

1909 James Blouin, Chicago, 1,885
 1908 Russ Crable, E. Liverpool, Ohio, 1,924
 1907 H.C. Ellis, Grand Rapids, Mich., 1,775
 1906 J.T. Peacock, Indianapolis, 1,794
 1905 Jack Reilly, Chicago, 1,791
 1904 Martin Kern, St. Louis, 1,804
 1903 Fred Strong, Chicago, 1,896
 1902 John Koster, New York, 1,841
 1901 Frank Briell, Chicago, 1,736

TEAM REGULAR

2021 Before the 1st Frame, Battleboro, N.C., 3,400
 2019 Higgy's Aquarium, Westerville, Ohio, 3,362
 2018 S&B Pro Shop 1, Warren, Mich., 3,322
 2017 Team NABR, Fairport, N.Y., 3,266
 2016 BowersBowlingTour.com, Wichita, Kan., 3,377
 2015 Team NABR, West Henrietta, N.Y., 3,368
 2014 Artistic Expressions 1, Oklahoma City, 3,720
 2013 Lodge Lanes Too, Orlando, Fla., 3,538
 2012 Nicholas J's Pro Shop 2, La Crosse, Wis., 3,401
 2011 Turbo 2-N-1 Grips 1, Madison, Wis., 3,473
 2010 Bowlers Edge Pro Shop, Neenah, Wis., 3,408
 2009 Linds Limited, Milwaukee, 3,449
 2008 Team Tilt, Lawrence, Kan., 3,374
 2007 Lava Lanes, Medford, Ore., 3,405
 2006 Browning Pontiac, Cincinnati, 3,496
 2005 KR Strikeforce, Decatur, Ill., 3,302
 2004 S&B Pro Shop #1, Clinton Township, Mich., 3,268
 2003 Bowlers Edge Pro Shop, Menasha, Wis., 3,294
 2002 Bruno's Pizza, Lafayette, Ind., 3,473
 2001 Joliet Town & Country Lanes, Joliet, Ill., 3,273
 K J Excavating, Toledo, Ohio, 3,273
 Team 8 Ball, Medford, Ore., 3,513
 1999 Zawadzki Jewelers, Buffalo, N.Y., 3,336
 1998 Drilling's Amoco, Milwaukee, 3,361
 1997 Dan Ottman Enterprises, Troy, Mich., 3,379
 1996 Trout's Minnows, Spokane, Wash., 3,473
 1995 Arden Lanes, Seattle, 3,387
 1994 Bluemound Bowl, Milwaukee, 3,305
 1993 Bruegger's Bagels No. 1, Albany, N.Y., 3,537
 1992 Coors Light, Reading, Pa., 3,344
 1991 Tri-State Lanes, Chattanooga, Tenn., 3,410
 Brunswick Rhinos No. 1, Buffalo, 3,201
 State Farm-Lou Magic Agency, Detroit, 3,201
 1989 Chilton Lending, Wichita, Kan., 3,481
 1988 Minnesota Voons No. 1, St. Paul, Minn., 3,152
 1987 Sound Track, Salamanca, N.Y., 3,197
 1986 Faball Enterprises No. 2, Milwaukee, 3,253
 1985 Terry's Pro Shop, Solon, Ohio, 3,233
 1984 Minnesota Loons No. 1, St. Paul, Minn., 3,228
 1983 Doug Heim's Niagara Frontier Bowling Supply, Niagara Falls, N.Y., 3,286
 1982 Carl's Bowlers Paddock, Cincinnati, 3,268
 1981 Strachota's Milshore Bowl, Milwaukee, 3,188
 1980 Stroh's Beer, Detroit, 3,119
 1979 Hal Lieber Trophies, Gary, Ind., 3,202
 1978 Berlin's Pro Shop, Muscatine, Iowa, 3,077
 1977 Rendel's GMC, Joliet, Ill., 3,075
 1976 Andy's Pro Shop, Tucson, Ariz., 3,187
 1975 Roy Black Chrysler, Cleveland, 3,234
 1974 Olympia Beer, Omaha, Neb., 3,186
 1973 Thelmal Masters, Louisville, Ky., 3,118
 1972 Hamm's Beer, Minneapolis, 3,101
 1971 Carter Tool & Die, Rochester, N.Y., 3,238
 1970 Hamm's Beer, Minneapolis, 3,243
 1969 PAC Advertising, Lansing, Mich., 3,165
 1968 Dave's Auto Supply, Philadelphia, 3,084
 1967 Pinky's Bowl, Milwaukee, 3,327
 1966 Plaza Lanes, Sault Ste. Marie, Ontario, 3,066
 1965 G&C McDermitt, Pittsburgh, 3,074
 1964 300 Bowl, Pontiac, Mich., 3,117
 1963 Old Fitzgerald, Chicago, 3,180
 1962 Strike 'n Spare, Chicago, 3,128
 1961 Meyerland Builders, Houston, 3,134
 1960 A&A Asphalt, Detroit, 3,096
 1959 Pfeiffer Beer, Detroit, 3,243
 1958 Falstaff Beer, St. Louis, 3,210
 1957 Peter Hand Beer, Chicago, 3,126
 1956 Falstaff Beer, Chicago, 3,092
 1955 Pfeiffer Beer, Detroit, 3,136
 1954 Tri-Par Radio Co., Chicago, 3,226
 1953 Pfeiffer Beer, Detroit, 3,181
 1952 E&B Beer, Detroit, 3,115
 1951 C.B. O'Malley Inc., Chicago, 3,070
 1950 Pepsi-Cola, Detroit, 2,952

- 1949 Jimmie Smith's, South Bend, Ind., 3,027
- 1948 Washington Shirts, Chicago, 3,007
- 1947 Eddie & Earl Linsz, Cleveland, 3,032
- 1946 Llo-Da-Mar Bowl, Santa Monica, Calif., 3,023
- 1942 Budweiser, Chicago, 3,131
- 1941 Vogel Brothers, Chicago, 3,065
- 1940 Monarch Beer, Chicago, 3,047
- 1939 Fife Electric Supply, Detroit, 3,151
- 1938 Birk Bros., Chicago, 3,234
- 1937 Krakow Furniture Co., Detroit, 3,118
- 1936 Falls City Hi-Bru, Indianapolis, 3,089
- 1935 Wolfe Tire Service, Niagara Falls, N.Y., 3,029
- 1934 Stroh's Bohemian Beer, Detroit, 3,089
- 1933 Flaig's Opticians, Covington, Ky., 3,021
- 1932 Jefferson Clothiers, Dayton, Ohio, 3,108
- 1931 S&L Motors, Chicago, 3,013
- 1930 Graff & Sons, Kalamazoo, Mich., 3,100
- 1929 Hub Recreation, Joliet, Ill., 3,063
- 1928 Oh Henry Candy, Chicago, 3,057
- 1927 Tea Shops, Milwaukee, 3,199
- 1926 Castany, Chicago, 3,063
- 1925 Weisser Blue Ribbons, Buffalo, 3,023
- 1924 Herb's Indians, Cleveland, 3,044
- 1923 Nelson Mitchells, Milwaukee, 3,139
- 1922 Lincoln Life Insurance, Fort Wayne, Ind., 2,998
- 1921 Saunders, Toronto, 3,066
- 1920 Brucks No. 1, Chicago, 3,096
- 1919 Athearn Hotel, Oshkosh, Wis., 2,992
- 1918 Aquilas Cigars, St. Paul, Minn., 3,022
- 1917 Birk Bros., Chicago, 3,061
- 1916 Commodore Barry, Chicago, 2,905
- 1915 Barry-Ketteler, Chicago, 2,907
- 1914 New Haven, New Haven, Conn., 2,944
- 1913 Flor de Knispel, St. Paul, Minn., 3,006
- 1912 Brunswick All Stars, New York, 2,904
- 1911 Flenners, Chicago, 2,924
- 1910 Cosmos, Chicago, 2,880
- 1909 Lipman, Chicago, 2,962
- 1908 Bond, Columbus, Ohio, 2,927
- 1907 Furniture City, Grand Rapids, Mich., 2,775
- 1906 Century, Chicago, 2,794
- 1905 Gunther No. 2, Chicago, 2,795
- 1904 Anson's, Chicago, 2,737
- 1903 O'Leary, Chicago, 2,819
- 1902 Fidelia, New York, 2,792
- 1901 Standard, Chicago, 2,720

TEAM ALL-EVENTS

(This championship, started in 1947, honors a five-man team for its combined individual all-events totals. There is no cash prize in the division.)

- 2021 Bowl U, Kenmore, N.Y., 9,958
- 2019 Mento Produce, Syracuse, N.Y., 9,983
- 2018 Red Carpet Lanes, Greenfield, Wis., 10,252
- 2017 Team NABR, Fairport, N.Y., 9,957
- 2016 Higgy's Aquarium, Westerville, Ohio, 10,041
- 2015 Junior Team USA Support 1, Las Vegas, 10,064
- 2014 Janz's H.I., Beaver Dam, Wis., 10,363
- 2013 Junior Team USA Support 1, Mansfield, Texas, 10,247
- 2012 S&B Pro Shop 1, Clinton Township, Mich., 9,954
- 2011 K&K Bowling Services 5, Las Vegas, 10,283
- 2010 Northern Lanes Pro Shop, Sanford, Mich., 10,284
- 2009 Linds Limited, Milwaukee, 10,372
- 2008 Fox Bowl 2, Wheaton, Ill., 10,025
- 2007 Browning Pontiac, Eminence, Ky., 10,071
- 2006 Linds Lakers 1, Minneapolis, 9,940
- 2005 Smith Barney 1, Madison, Wis., 9,698
- 2004 Top of the Line Pool Service, Clearwater, Fla., 9,730
- 2003 Hawthorn Lanes, Round Lake, Ill., 9,971
- 2002 Linds Lakers No. 1, Minneapolis, 10,339
- 2001 Team USA Support No. 2, Sioux Falls, S.D., 9,807
- 2000 Linds Limited, Milwaukee, Wis., 10,058
- 1999 Ottman Enterprises, Troy, Mich., 9,919
- 1998 Lodge Lanes, Belleville, Mich., 10,421
- 1997 Lodge Lanes, Belleville, Mich., 10,293
- 1996 Pollard's Bowl, Versailles, Ind., 10,425
- 1995 J.W.'s All-Stars, Boca Raton, Fla., 9,893
- 1994 National Clean Way, Syracuse, N.Y., 9,808
- 1993 Sam's Town No. 1, Las Vegas, 10,353
- 1992 Reeb's Funeral Home, Toledo, Ohio, 9,939
- 1991 Nadeau's Pro Shop, Las Vegas, 10,099
- 1990 Brunswick Rhinos No. 2, Buffalo, N.Y., 10,025
- 1989 Browning Pontiac No. 2, Cincinnati, 10,107
- 1988 Hilton Vending, Wichita, Kan., 9,688
- 1987 Murdock Machine, No. 1, Detroit, 9,185
- 1986 Faball Enterprises, No. 1, Milwaukee, 9,614

- 1985 Minnesota Loons No. 1, St. Paul, Minn., 9,343
- 1985 Pony Express Lanes, St. Joseph, Mo., 9,343
- 1984 Minnesota Loons No. 1, St. Paul, Minn., 9,562
- 1983 Kendor Corp. No. 1, Milwaukee, 9,358
- 1982 Kendor Corp. No. 1, Milwaukee, 9,498
- 1981 Cook County Tobacco No. 2, Chicago, 9,695
- 1980 Chadwick Studio, Houston, 9,628
- 1979 Hal Lieber Trophies, Gary, Ind., 9,553
- 1978 ABC Lanes-West, Mechanicsburg, Pa., 9,049
- 1977 Tournament Bowler's Ledger, Fort Wayne, Ind., 9,017
- 1976 Rusty Nail, Minneapolis, 9,375
- 1975 Bison Sausage, Buffalo, N.Y., 9,282
- 1974 Goebel Beer, Detroit, 9,574
- 1973 Skyway Lanes, Chicago, 9,316
- 1972 Kenmore & Village Lanes, Seattle, 9,175
- 1971 Hilton Shirts, Chicago, 9,157
- 1970 ABC Lanes-East, Harrisburg, Pa., 9,264
- 1969 L&L Motor Supply, Sioux Falls, S.D., 9,172
- 1968 Cascade Natural Gas, Seattle, 9,151
- 1967 Alexander & Homung, Detroit, 9,328
- 1966 Dr. E. Weinberg, Chicago, 9,131
- 1965 Hamm's Beer, Minneapolis, 9,053
- 1964 Old Fitzgerald, Chicago, 9,351
- 1963 First Federal, Fort Wayne, Ind., 9,335
- 1962 Jones Dairy, Kingston, N.Y., 9,155
- 1961 Adjust-A-Grip, Toledo, Ohio, 9,062
- 1960 Buddy Simon Sign Co., Cleveland, 9,298
- 1959 Pfeiffer Beer, Detroit, 9,561
- 1958 Falstaff Beer, St. Louis, 9,608
- 1957 Mando Photo, St. Paul, Minn., 9,451
- 1956 Falstaff Beer, Chicago, 9,176
- 1955 Pfeiffer Beer, Detroit, 9,449
- 1954 Tri-Par Radio, Chicago, 9,224
- 1953 Pfeiffer Beer, Detroit, 9,479
- 1952 Radiart Corp., Cleveland, 9,343
- 1951 Stroh's Beer, Detroit, 9,506
- 1950 E&B Beer, Detroit, 8,978
- 1949 E&B Beer, Detroit, 9,041
- 1948 Knudten Paint, Milwaukee, 9,181
- 1947 Monarch Beer, Chicago, 9,205

STANDARD DIVISION

(The Standard Division was introduced in 2017. The division is between the Regular (210 and above) and Classified (180 and below) Divisions, featuring bowlers with entering averages of 181-209.)

SINGLES STANDARD

- 2021 Mark Wojtusiak, Chandler, Ariz., 711
- 2019 Cody Morrow, Eugene, Mo., 690
- 2018 Ted Rybialek, South Elgin, Ill., 707
- 2017 Thorsten Przychocki, Sebring, Fla., 704

DOUBLES STANDARD

- 2021 William Matovina, Clearwater, Fla./Christopher Davis, Winter Haven, Fla., 1,266
- 2019 Jeremy Delby, Park Forest, Ill., and Gregory Mollett Jr, Homewood, Ill., 1,274
- 2018 Jeffrey Krywcum and Michael Krywcum, Buffalo, N.Y., 1,203
- Chad Green and Chad Queen, Athens, Tenn., 1,203
- 2017 Robert Tonelli, Henderson, Nev./Stuart Sheck, Germantown, Md., 1,236

ALL-EVENTS STANDARD

- 2021 Michael Hamilton, Davenport, Iowa, 1,942
- 2019 Jenny Wonders, Roscoe, Ill., 1,876
- 2018 Alex Houston, Rochester, Minn., 1,855
- 2017 Rusty Johnston, Austin, Texas, 1,915

TEAM STANDARD

- 2021 Proformance Team 2, Clermont, Fla., 3,086
- 2019 Shawn Blanton Team 2, Owensboro, Ky., 2,870
- 2018 The Bowlers ER Tres, Des Plaines, Ill., 2,843
- 2017 Minnesota Select Sires 1, Fergus Falls, Minn., 2,922

CLASSIFIED/BOOSTER DIVISION

(The Booster Division began in 1916. Until 1936, teams in the division were confined to the host city area. In 1937, the division was opened to the entire membership and champions formally were declared. In 1999, the name was changed to Classified.)

SINGLES CLASSIFIED

- 2021 Barry Mortimeyer, Roseville, Calif., 674
- 2019 Jay Stratton, West Valley, Utah, 653
- 2018 Jochen Rehbein, Lindenfels, Germany, 622
- 2017 Wiley Collins, Winter Springs, Fla., 652
- 2016 Chet Wigal III, Groveport, Ohio, 661
- 2015 Patty Turner, Oak Lawn, Ill., and David Berky, Ely, Nev., 642
- 2014 William Hawkins, Houston, 669
- 2013 George Atkinson Jr., Henderson, Nev., 663
- 2012 Joel Fee, Pella, Iowa, 655
- 2011 Glen Brown, Renton, Wash., 690
- 2010 David Ackerman, Lena, Ill., 688
- 2009 Vernon Daniels, Hamilton, Bermuda, 692
- 2008 Jack Wilson, Centerville, Md., 704
- 2007 Lenny Boogaard, Osakis, Minn., 673
- 2006 Shawn Fisher, Albuquerque, N.M., 684
- 2005 Wesley Turner, Columbus, Ohio, 699
- 2004 Ryan Downs, Newnan, Ga., 694
- 2003 George Blackburn, Salisaw, Okla., 700
- 2002 Bob Winston, Lexington, N.C., 695
- 2001 Kevin Noble, Elmwood, Ill., 691
- 2000 Frank Jilek, Burbank, Calif., 722
- 1999 William Burnett, Greer, S.C., 760

DOUBLES CLASSIFIED

- 2021 Sonia Holguin/Thomas Holguin, Northlake, Texas, 1,211
- 2019 Eric Cooke and Amber Piper, Buckeye, Ariz., 1,135
- 2018 Jessica Archer, Portland, Maine, and Edward Cotter, Levant, Maine, 1,116
- 2017 Dustin Keener, Cleveland, Ga., and John Carter, Toccoa, Ga., 1,133
- 2016 David Hjelm, Wheaton, Minn., and Gary Sundby Jr., Dalton, Minn., 1,155
- 2015 Vicky Pollard and Jamie Pollard, Versailles, Ind., 1,162
- 2014 Chad Razink, Clontarf, Minn., and Paul Beyer, Benson, Minn., 1,222
- 2013 Jose Rivera, New Sharon, Iowa, and Ronnie Light, Montezuma, Iowa, 1,209
- 2012 Timothy Luken, Gettysburg, S.D., and Randy Tennant, Onida, S.D., 1,231
- 2011 Gary Weldon, Temple City, Calif., and Velvet Sanderson, Norco, Calif., 1,223
- 2010 Daphene and Mark Thompson, Snyder, Texas, 1,207
- 2009 Robert Carter and Michael Warren, Clinton, N.C., 1,250
- 2008 Jacqueline Snyder and Bill Calhoun, Cooksville, Ill., 1,282
- 2007 Frank Smyle Jr., Reeder, N.D., and Jesse Smyle, Bowman, N.D., 1,287
- 2006 David Caus, Chicago and Robert Tukker Jr., Mount Prospect, Ill., 1,248
- 2005 Larry Albers, Van Horn, Iowa, and Terry Henkle, Garrison, Iowa, 1,225
- 2004 Kent Smallcomb, Kearney, Neb., and Larry Harrington, Whitehall, Mont., 1,245
- 2003 Slim Slater, Federal Way, Wash., and Ray Burke, Gig Harbor, Wash., 1,300
- 2002 Ralph Spencer, Des Plaines, Ill., and Tom Mangan, Schaumburg, Ill., 1,266
- 2001 Christina Singh and Darrell Moore, Pinole, Calif., 1,266
- 2000 Gary Dominguez and Tim Sievert, Grove, Okla., 1,285
- 1999 Thomas Scott and Larry Sifton, Lafayette, La., 1,263

ALL-EVENTS CLASSIFIED

- 2021 Michael Martinez, Cicero, Ill., 1,800
- 2019 Kyle O'Meara, Peoria, Ariz., 1,732
- 2018 Isaac Wake, Versailles, Ind., 1,754
- 2017 Lawrence Brossett, Natchitoches, La., 1,745
- 2016 Trudy Koberlein, Georgetown, Texas, 1,754
- 2015 Marshal Lagred, Starbuck, Minn., 1,734
- 2014 Trevor Silva, Davis, Calif., 1,855
- 2013 Daniel Pero, Tacoma, Wash., 1,807
- 2012 Edward Swietek, Sarasota, Fla., 1,797
- 2011 Miguel Sanchez, Chicago, 1,853
- 2010 William Gibboney Jr., Douglasville, Ga., 1,819
- 2009 Anthony Kastle, Charlotte, N.C., 1,834
- 2008 Daniel Dabkowski, Columbia, S.C., 1,857
- 2007 Samuel Murray, Toccoa, Ga., 1,850
- 2006 Kirby Lomax, Gainesville, Ga., 1,861
- 2005 Michael Hall, Knoxville, Tenn., 1,875
- 2004 Luis Ortiz, Vallejo, Calif., 1,795
- 2003 Donald Grogan, Seneca, S.C., 1,870
- 2002 Joe Lemmon, Milaca, Minn., 1,940
- 2001 Charles Perry, Wauwatosa, Wis., 1,895
- 2000 Daniel Pero, Tacoma, Wash., 1,911
- 1999 William Burnett, Greer, S.C., 1,926

TEAM CLASSIFIED/BOOSTER

- 2021 Mile Hy Rollers, Denver, 2,702
- 2019 Lynn Christianson Team 1, Twin Valley, Minn., 2,624
- 2018 Team Beav, Oceanside, Calif., 2,449
- 2017 Scotty's 8, Alexandria, Minn., 2,569
- 2016 U of O Alummi, Tualatin, Ore., 2,710
- 2015 Scotty's 3, Alexandria, Minn., 2,676
- 2014 Scotty's 1, Alexandria, Minn., 2,843
- 2013 Schmitt Reddi Mix 2, Bennett, Colo., 2,763
- 2012 Nite Owls, Madison Heights, Va., 2,707
- 2011 Paradise Lanes, Walden, Colo., 2,910
- 2010 Southeast Paint, Price, Utah, 2,808
- 2009 Exterminators, Camp Springs, Md., 2,749
- 2008 Cardinal Lanes, Hoisington, Kan., 2,804
- 2007 Roberts Repair, Pontiac, Ill., 2,845
- 2006 Torkelson Construction, Clarion, Iowa, 2,878
- 2005 Flirtin With Disaster 1, Tallahassee, Fla., 2,957
- 2004 Connections #3, Vallejo, Calif., 2,775
- 2003 Garden Center Lanes #4, Alexandria, Minn., 2,843
- 2002 Magic, Salisaw, Okla., 2,849
- 2001 Five T's, Wichita Falls, Texas, 2,889
- 2000 Team Superior, Arvada, Colo., 2,888
- 1999 CC Rollers #1, Virginia Beach, Va., 2,865
- 1998 Earth Service, Inc., Gowen, Mich., 2,814
- 1997 Pinsetter Lanes No. 1, Columbus, Miss., 2,883
- 1996 Canterbury Lanes No. 4, Grove, Okla., 2,829
- 1995 First Texas Bank, Killeen, Texas, 2,849
- 1994 Canterbury Lanes No. 1, Grove, Okla., 2,799
- 1993 Sooner Lanes, Norman, Okla., 2,891
- 1992 Suburban Lanes, Meade, Kan., 2,888
- 1991 Lewis Marine Supply, Fort Lauderdale, Fla., 2,974
- 1990 Pro World Pro Shop, Milwaukee, 2,934
- 1989 National By-Products, Wichita, Kan., 2,813
- 1988 Prudential Insurance, Newark, N.J., 2,749
- 1987 DeFazio's Stadium Grill No. 2, Niagara Falls, N.Y., 2,794
- 1986 The Breakers, Vancouver, British Columbia, 2,828
- 1985 Dr. Baur's No. 6, Milwaukee, 2,802
- 1984 J&D Lawn Service, Lincoln, Neb., 2,820
- 1983 Good Sports, Greenville, N.C., 2,824
- 1982 Charlotte B.A. No. 1, Charlotte, N.C., 2,734
- 1981 Robey Tire, Ann Arbor, Mich., 2,833
- 1980 Aqua Lanes, Edgerton, Minn., 2,837
- 1979 Swisher's Painting Service No. 2, Urbana, Ohio, 2,827
- 1978 Bush Pest Control, Austin, Texas, 2,741
- 1977 Greater Richmond B.A., Richmond, Va., 2,846
- 1976 T's Truckers, League City, Texas, 2,806
- 1975 Leisure Lanes, Kankakee, Ill., 2,929
- 1974 Elliott's Jesters, Peoria, Ill., 2,839
- 1973 Comcrudeslant, Newport, R.I., 2,854
- 1972 North Ave. Furniture, Grand Junction, Colo., 2,824
- 1971 Bay Jewelers, Norfolk, Va., 2,856
- 1970 Family Lanes, Butler, Pa., 2,877
- 1969 Colman Florist, Rock Island, Ill., 2,842
- 1968 Powell's Restaurant No. 1, Frankfort, Ky., 2,768
- 1967 Klutzes, Miami, 2,850
- 1966 Pat's Dairy, Rochester, N.Y., 2,834
- 1965 Ridge Bowl No. 1, Chicago, 2,795
- 1964 State Market, Hanford, Calif., 2,857
- 1963 New London Recreation, New London, Ohio, 2,918
- 1962 Carroll Lanes, Mount Carroll, Ill., 2,861
- 1961 Sylvania Electric, Ottawa, Ohio, 2,812
- 1960 Brannan Boosters No. 2, McKees Rocks, Pa., 2,822
- 1959 Miami Lanes, Troy, Ohio, 2,822
- 1958 Gleason Truers, Rochester, N.Y., 2,881
- 1957 Rea Cress, Junction City, Kan., 2,796
- 1956 Washington Grill, Rochester, N.Y., 2,791
- 1955 Fighting Irish, Dayton, Ohio, 2,795
- 1954 Washington Boat Center, Seattle, 2,847
- 1953 Frank's Jewelry, Chicago, 2,852
- 1952 Northern Trust Securities, Chicago, 2,790
- 1951 Mason City Tile & Marble Co., Mason City, Iowa, 2,830
- 1950 Ternstedt, Columbus, Ohio, 2,744
- 1949 Brincko Bowling Lanes, New Castle, Pa., 2,799
- 1948 Grand Central Recreation, Detroit, 2,844
- 1947 Eastside Beer, Ventura, Calif., 2,709
- 1946 Hooker, Niagara Falls, N.Y., 2,774
- 1942 Skylight, Syracuse, N.Y., 2,741
- 1941 P.V. Fuel & Ice, Minneapolis, 2,800
- 1940 Barnes Scale, Detroit, 2,808
- 1939 Firestone Tires, Columbiana, Ohio, 2,796
- 1938 Dressler's Market, Chicago, 2,774
- 1937 Capitol Health Center, New York, 2,766
- 1936 Ready Mix Concrete, Indianapolis, 2,883
- 1935 Hamill Gruens, Lockport, N.Y., 2,716
- 1934 Kupper Cabs, Peoria, Ill., 2,689

- 1933 Independent Supply Co., Columbus, Ohio, 2,765
- 1932 P.M. Freight Traffic, Detroit, 2,861
- 1931 Courier-Express, Buffalo, 2,820
- 1930 Cleveland Hardware Co., Cleveland, 2,729
- 1929 Geo. J. Fee Co., Chicago, 2,843
- 1928 Eagle Bottling Works, Kansas City, 2,620
- 1927 Tazewell Club, Pekin, Ill., 2,617
- 1926 Gasiorowski Brothers, Toledo, Ohio, 2,880
- 1925 Bison Ice & Coal, Buffalo, N.Y., 2,795
- 1924 Samuelson No. 4, Chicago, 2,823
- 1923 Plankinton Globe, Milwaukee, 2,760
- 1922 Hamilton Club Reds, Chicago, 2,902
- 1921 Rose & Gregoire, Buffalo, N.Y., 2,787
- 1920 Carpenter's Union Local 183, Peoria, Ill., 2,524
- 1919 Waldorf Hotel, Toledo, Ohio, 2,823
- 1918 Cabanne, St. Louis, 2,830
- 1917 Centrals, Chicago, 2,693
- 1916 Green Seal, Toledo, Ohio, 2,777

- 1972 Teata Semiz, River Edge, N.J., 1,994
- 1971 Gary Dickinson, Fort Worth, Texas, 2,000
- 1970 Bob Strampe, Detroit, 2,043
- 1969 Larry Lichstein, Hartford, Conn., 2,060
- 1968 Jim Stefanich, Joliet, Ill., 1,983
- 1967 Bob Strampe, Detroit, 2,092
- 1966 Les Schissler, Denver, 2,112
- 1965 Tom Hennessey, St. Louis, 2,549
- 1964 Billy Hardwick, San Mateo, Calif., 2,088
- 1963 Tom Hennessey, St. Louis, 1,998
- 1962 Jack Winters, Philadelphia, 2,147
- 1961 Bob Brayman, Detroit, 1,963

TEAM CLASSIC

- 1979 Robby's Automatic Positioner No. 1, Glendale, Calif., 3,110
 - 1978 The Untouchable Lounge, Kirksville, Mo., 2,911
 - 1977 Columbia 300 Bowling Balls, San Antonio, 3,122
 - 1976 Munsingwear No. 2, Minneapolis, 3,281
 - 1975 Munsingwear No. 2, Minneapolis, 2,980
 - 1974 Ebonite Corp., Hopkinsville, Ky., 3,117
 - 1973 Stroh's Beer, Detroit, 3,050
 - 1972 Basch Advertising, New York, 3,099
 - 1971 Chester Iio Investments, Houston, 3,081
 - 1970* Merchant Enterprises, New York, 3,154
 - 1969 Dick Weber Wrist Masters, Santa Ana, Calif., 6,413
 - 1968 Bowl-Rite Supply, Joliet, Ill., 6,285
 - 1967 Balancer Glove, Fort Worth, Texas, 6,298
 - 1966 Ace Mitchell Shur-Hooks, Akron, Ohio, 6,536
 - 1965 Thelmal Lanes, Louisville, Ky., 6,151
 - 1964 Falstaff Beer, St. Louis, 6,417
 - 1963 California Bombers, Los Angeles, 6,233
 - 1962 Don Carter Gloves, St. Louis, 6,248
 - 1961 Brentwood Bowl, San Francisco, 5,983
- *Format changed to six-team rolloff.

CLASSIC DIVISION

(The Classic Division began in 1961 to separate the professional and nonprofessional entrants in the tournament. It was discontinued after 1979).

SINGLES CLASSIC

- 1979 Ed Biro, Kingston, N.Y., 739
- 1978 Bill Beach, Sharon, Pa., 701
- 1977 Mickey Higham, Kansas City, 801
- 1976 Jim Schroeder, Buffalo, N.Y., 750
- 1975 Les Zikes, Chicago, 710
- 1974 Ed DiTolla, Maywood, N.J., 747
- 1973 Nelson Burton Jr., St. Louis, 724
- 1972 Teata Semiz, River Edge, N.J., 754
- 1971 Victor Iwlew, Kalamazoo, Mich., 750
- 1970 Glenn Allison, Whittier, Calif., 730
- 1969 Nelson Burton Jr., St. Louis, 732
- 1968 Dave Davis, Phoenix, 741
- 1967 Lou Mandragona, Miami, 736
- 1966 Les Schissler, Denver, 760
- 1965 Bob Kennicutt, Norwalk, Calif., 697
- 1964 Billy Hardwick, San Mateo, Calif., 730
- 1963 Tom Hennessey, St. Louis, 732
- 1962 Bob Poole, Pueblo, Colo., 759
- 1961 Earl Johnson, Chicago, 733

DOUBLES CLASSIC

- 1979 Neil Burton and Nelson Burton Jr., St. Louis, 1,413
- 1978 Steve Fehr and Dave Newrath, Cincinnati, 1,300
- 1977 Frank Werman and Randy Neal, Los Angeles, 1,337
- Don Bell, Santa Maria, Calif., and Kevin Gannon, Long Beach, Calif., 1,337
- 1976 Don Johnson, Las Vegas and Paul Colwell, Tucson, Ariz., 1,442
- 1975 Marty Piraino, Syracuse, N.Y., and Bill Bunetta, Fresno, Calif., 1,392
- 1974 Tye Critchlow, Claremont, Calif., and Bob Perry, Paterson, N.J., 1,359
- 1973 Bobby Cooper, Houston and George Pappas, Charlotte, N.C., 1,359
- 1972 Carmen Salvino, Chicago and Barry Asher, Costa Mesa, Calif., 1,366
- 1971 Barry Warshafsky and Bill Zuben, Boston, 1,357
- 1970 Dave Soutar, Gilroy, Calif., and Nelson Burton Jr., St. Louis, 1,431
- 1969 Don McCune, Munster, Ind., and Jim Stefanich, Joliet, Ill., 1,355
- 1968 Bill Tucker Los Angeles and Don Johnson, Kokomo, Ind., 1,329
- 1967 Norm Meyers, Los Angeles and Harry Smith, Redwood City, Calif., 1,422
- 1966 Jim Stefanich and Andy Rogoznica, Chicago, 1,361
- 1965 Larry Oakar, Cleveland and Bill Beach, Sharon, Pa., 1,355
- 1964 Hal Jolley and Bob Strampe, Detroit, 1,355
- 1963 Joe Joseph and Billy Golembiewski, Detroit, 1,378
- 1962 Glenn Allison and Dick Hoover, St. Louis, 1,431
- 1961 Don Ellis, Houston and Joe Kristof, Chicago, 1,331

ALL-EVENTS CLASSIC

- 1979 Nelson Burton Jr., St. Louis, 2,079
- 1978 Bill Beach, Sharon, Pa., 1,941
- 1977 Dick Ritger, River Falls, Wis., 1,964
- 1976 Gary Fust, Des Moines, Iowa, 2,050
- 1975 Bill Beach, Sharon, Pa., 1,993
- 1974 Jim Godman, Lorain, Ohio, 2,184
- 1973 Jimmy Mack, Hackettstown, N.J., 1,994

USBC WOMEN'S CHAMPIONSHIPS WINNERS

THIS EVENT WAS NOT HELD DURING WWII (1943-45) AND COVID-19 (2020)

CURRENT DIVISIONS

DIAMOND

The Diamond Division features four-player teams and an all-scratch format made up of bowlers with averages of 190 and above. The Diamond Division also was known as Division 1 for doubles, singles and all-events during the 2014 Women's Championships. Between 2010 and 2013, the Diamond Division was a handicap division featuring five-player teams and bowlers with averages of 180 and above with handicap based on 100 percent of 220.

TEAM DIAMOND

- 2021 Bowl 2 Win, Mechanicville, N.Y., 2,809
- 2019 Powerhouse, Lakewood, Colo., 2,767
- 2018 Golden Approach Pro Shop, Dayton, Ohio, 2,703
- 2017 The Big Ticket 1, Columbia, S.C., 2,650
- 2016 Logo Infusion, Oregon, Ohio, 2,656
- 2015 AZ Gals, Peoria, Ariz., 2,717
- 2014 Bowlieve In A Cure, Arlington, Texas, 2,819
- 2013 Fox Bowl, Bartlett, Ill., 3,549
- 2012 Some Strike It Hot, Albuquerque, N.M., 3,462
- 2011 Eagles Edge Pro Shop, Des Plaines, Ill., 3,416
- 2010 Bowlers Choice Pro Shop, Tonawanda, N.Y., 3,436

DOUBLES DIAMOND

- 2021 Maria José Rodríguez, Austin, Texas/Sofia Granda, Guatemala, 1,560
- 2019 Jordan Newham, Aurora, Ill./Lauren Pate, Inver Grove Heights, Minn., 1,417
- 2018 Jeanne Naccarato, Tacoma, Wash./Robin Romeo, Newhall, Calif., 1,405
- 2017 Samantha Kelly, Waukesha, Wis./Charly Boelter, Oshkosh, Wis., 1,404
- 2016 Kendra Gaines, Orlando, Fla./Shannon O'Keefe, O'Fallon, Ill., 1,413
- 2015 Lynda Barnes, Double Oak, Texas/Tennelle Milligan, Arlington, Texas, 1,404
- 2014 Jeanne Naccarato, Tacoma, Wash./Robin Romeo, Newhall, Calif., 1,479
- 2013 Kristie Leong, Daly City, Calif./Kaleena Henning, Lincoln, Neb., 1,481
- 2012 Corina Grasso, Fort Collins, Colo./Megan Hill, Eastlake, Ohio, and Lindsay Baker, Brigham City, Utah/ Elysia Current, Ephrata, Pa., 1,480
- 2011 Trish Manna/Suzy Minino, Omaha, Neb., 1,532
- 2010 Renee Graham, Seat Pleasant, Md./Felicia Thorpe, Temple Hills, Md., 1,484

SINGLES DIAMOND

- 2021 Sharon Powers, Lakewood, Colo., 801
- 2019 Beverly Gonzalez, Sierra Vista, Ariz., 798
- 2018 AJ Schock, Battle Ground, Wash., 787
- 2017 Taylor Bulthuis, Coral Springs, Fla., 746
- 2016 Liz Johnson, Cheektowaga, N.Y., 757
- 2015 Brooke Bower, Camp Hill, Pa., 781
- 2014 Danielle van der Meer, Washington, Ill., 751
- 2013 Christine Gill, Lakewood, Colo., 816
- 2012 Lashon Henderson, Elgin, Ill., 823
- 2011 Brittany Signor, Watertown, N.Y., 806
- 2010 Krischna Howard, Hawthorne, Calif., 858

ALL-EVENTS DIAMOND

- 2021 Shalin Zulkifli, Malaysia, 2,253
- 2019 Kelly Kulick, Union, N.J., 2,211
- 2018 AJ Schock, Battle Ground, Wash., 2,132
- 2017 Jennifer King, Irmo, S.C., 2,046
- 2016 Shannon O'Keefe, O'Fallon, Ill., 2,129
- 2015 Jennifer Asplin, Oakley, Calif., 2,182
- 2014 Lynda Barnes, Double Oak, Texas, 2,140
- 2013 Christine Gill, Lakewood, Colo., 2,324
- 2012 Joyce Biondo, Carpentersville, Ill., 2,269
- 2011 Elizabeth HublerRike, Grand Rapids, Mich., 2,270
- 2010 Jodi Woessner, Oregon, Ohio, 2,330

RUBY

The Ruby Division features four-player teams and an all-scratch format made up of bowlers with averages from 175-189. The Ruby Division also was known as Division 2 for doubles, singles and all-events during the 2014 Women's Championships. Between 2010 and 2013, the Ruby Division was a handicap division featuring five-player teams and bowlers with averages from 150-179 with handicap based on 100 percent of 180.

TEAM RUBY

- 2021 Happy Cats, Elgin, Ill., 2,283
- 2019 Rookies, Shawnee, Kan., 2,215
- 2018 TTC Ladies 1, Alta Loma, Calif., 2,176
- 2017 Sport Bowl II, Sioux Falls, S.D., 2,158
- 2016 Canucks, London, Ontario, Canada, 2,334
- 2015 Fox Bowl Ladies, Naperville, Ill., 2,230
- 2014 USA-Japan Travelers 1, Orange, Calif., 2,215
- 2013 Siggy's Team 1, Watertown, N.Y., 2,921
- 2012 Jungle Kats, Salem, Ore., 2,928
- 2011 Young's Welding Inc. 1, Chanute, Kan., 2,982
- 2010 CRC CARSTAR, Fort Collins, Colo., 2,880

DOUBLES RUBY

- 2021 Kimberley Haney, Aberdeen, Md./Khrystyna Liske, Delta, Pa., 1,308
- 2019 Rebecca Hernandez, Leander, Texas/Robin Holton, Omaha, Neb., 1,223
- 2018 Sheila Cole, North Chesterfield, Va./Mary Pugh, Richmond, Va., 1,217
- 2017 Claudia Meeks/Mary Meeks, Shreveport, La., 1,201
- 2016 RoxAnn Artzer-Crowder, Beryton, Kan./Andrea Sharp, Stafford, Va., 1,234
- 2015 Gayle Cruickshank, Wellington, Colo./Corina Grasso, Fort Collins, Colo., 1,228
- 2014 Karyn Coffey, Rio Rancho, N.M./Denise Johnson, Durango, Colo., 1,207
- 2013 Christina Fancy/Dawn Madden, Lake City, Fla., 1,297
- 2012 Patricia Klinefelter, Deltona, Fla./Debra Brouwer, New London, Conn., 1,305
- 2011 Treva Armstrong/Kristi Inman, McAlester, Okla., 1,229
- 2010 Joyce Treat, Queen Creek, Ariz./Shawna Treat, Gilbert, Ariz., 1,291

SINGLES RUBY

- 2021 Dawn Sundblade, Indian Trail, N.C., 732
- 2019 Renzie Kintzler, Cheyenne, Wyo., 725
- 2018 Desirae Armstrong, Ogden, Utah, 682
- 2017 Tashia Blue, Hamilton, Ohio, 653
- 2016 Daphne Williams, Mount Vernon, 678
- 2015 Nicole Ryan, Johnson City, N.Y., 654
- 2014 Eva Erlich, Warner Robins, Ga., 682
- 2013 Maria Harris, San Antonio, 742
- 2012 Edna Rilloraza, Beaverton, Ore., 728
- 2011 Camille McQueen, Long Valley, N.J., 702
- 2010 Holly VanNortwick, Hillsboro, Ore., 690

ALL-EVENTS RUBY

- 2021 DaShonda Bailey, Little Rock, Ark., 2,055
- 2019 Brenda Clifford, Kahoka, Mo., 1,837
- 2018 Margo Beck, Richmond, Va., 1,765
- 2017 Melissa Hertenberger, Langhorne, Pa., 1,792
- 2016 Rhonda Greenhalgh, West Valley City, Utah, 1,879
- 2015 Ashley Bonebright, Lincoln, Neb., 1,836
- 2014 Mallory Nutting, Monmouth, Maine, 1,853
- 2013 Maria Harris, San Antonio, 1,849
- 2012 Dianne Kost, Aurora, Colo., 1,942
- 2011 Isobel Duffer, Panama City, Fla., 1,853
- 2010 Betty Brooks, Lakewood, Calif., 1,898

EMERALD

The Emerald Division features four-player teams and an all-scratch format made up of bowlers with averages from 160-174. The Emerald Division also was known as Division 3 for doubles, singles

and all-events during the 2014 Women's Championships.

TEAM EMERALD

- 2021 No Pin Intended, Cheyenne, Wyo., 2,113
- 2019 KC and the Sunshine Bowlers, Stephenville, Texas, 2,031
- 2018 LA 4, Montgomery, La., 2,058
- 2017 Triangle Rollers, Durham, N.C., 1,992
- 2016 Tooooo Hot!!!, Rio Rancho, N.M., 2,115
- 2015 Herbalife, Cozad, Neb., 2,080
- 2014 Fabulous Five II, Richton Park, Ill., 2,036

DOUBLES EMERALD

- 2021 Dawn Leuellen-Howle, Phoenix/Sabrina Tucci, Glendale, Ariz., 1,220
- 2019 Vicki Harris, Mira Loma, Calif./Katherine Green, Nampa, Idaho, 1,152
- 2018 Cynthia Pisani, Castro Valley, Calif./Lynette Carone, San Ramon, Calif., 1,195
- 2017 Betty Jean Davis, Herbert, Ill./Wendy Mann, South Elgin, Ill., 1,098
- 2016 Teresa Bazley/Holly Davis, Jacksonville, Fla., 1,098
- 2015 Rhonda Ybarra/Clara Lyall, Chicago, 1,187
- 2014 Lee Jorgensen, Woodbury, Minn./Michele Jansen, Oakdale, Minn., 1,180
- 2013 Denise Jenson, Chaska, Minn./Sue Moen, Beloit, Wis., 1,169

SINGLES EMERALD

- 2021 Melinda Jenkins, Longmont, Colo., 663
- 2019 Heather Mooney, Anaheim, Calif., 677
- 2018 Wendy Mann, South Elgin, Ill., 638
- 2017 Alandra McDougald, Gwynn Oak, Md., 625
- 2016 Faith Nealon, Dallas, 642
- 2015 Marva Cobb, Inglewood, Calif., 617
- 2014 Marilyn Brown, Chicago, and Cecelia Daniels-Harrod, Bowie, Md., 623

ALL-EVENTS EMERALD

- 2021 Kimberly Ruiz-Grewen, Canton, Ga., 1,809
- 2019 Jennifer Henn, Norfolk, Neb., 1,751
- 2018 Wendy Mann, South Elgin, Ill., 1,799
- 2017 Rhonda Acitelli, Villa Park, Ill., 1,737
- 2016 Kathi Finley, New Bern, N.C., 1,788
- 2015 Tamara Smith, Poncha Springs, Colo., 1,699
- 2014 Betty Nakatani, Adelanto, Calif., 1,767

SAPPHIRE

The Sapphire Division features four-player teams and an all-scratch format made up of bowlers with averages from 145-159. The Sapphire Division also was known as Division 4 for doubles, singles and all-events during the 2014 Women's Championships. Between 2010 and 2013, the Sapphire Division was a handicap division featuring five-player teams and bowlers with averages of 149 and below with handicap based on 100 percent of 150.

TEAM SAPPHIRE

- 2021 Pocket Pounders, Haltom City, Texas, 1,989
- 2019 McGuire Construction, Red Cloud, Neb., 1,875
- 2018 Southern Ladies 10, Covina, Calif., 1,897
- 2017 Mixed Up Nuts, Helena, Mont., 1,854
- 2016 Wyoming Wild Bunch, Thermopolis, Wyo., 1,902
- 2015 Harbor Ladies, Eureka, Calif., 1,942
- 2014 Bowling Divas 2, Loveland, Colo., 1,885
- 2013 Classy Girls, Plant City, Fla., 2,390
- 2012 Casa De Castillo, Waco, Texas, 2,575
- 2011 Dianne's Dreamers, Joliet, Ill., 2,555
- 2010 East Bay Ladies, Richmond, Calif., 2,528

DOUBLES SAPPHIRE

- 2021 Katherine Dowd, Pinconning, Mich./Kate Biskupski, Bay City, Mich., 1,090
- 2019 Rosie Martinez/Sheri Sexton, Bloomfield, N.M., 1,099
- 2018 Katrice Woods/Barbara Woods, Dodge City, Kan., 1,088

- 2017 Dianna Kryzer/Heidi Husbyn, Faribault, Minn., 1,035
- 2016 Tatiana Montez, Kapolei, Hawaii/Pua Edayan, Waimanalo, Hawaii, 1,100
- 2015 Robin Cnossen/Terri Terry, Ponca City, Okla., 1,088
- 2014 Casey Kacena/Carole Kacena, Iowa City, Iowa, 1,082
- 2013 Elaine Calderon, Conroe, Texas/Paula Parsley, Willis, Texas, 1,075
- 2012 Minnie Bidtah/Connie Atcity, Shiprock, N.M., 1,104
- 2011 Maude Chattam/Estelle Dixon, Calhoun, Ga., 1,095
- 2010 Shirley Barnes, Wilmington, Dele./Debbie Kennedy, Elkton, Md., 1,088

SINGLES **SAPPHIRE**

- 2021 Shalanda Nunn, Lafayette, Ind., 671
- 2019 Glenyce Klaers, St. Michael, Minn., 597
- 2018 Jennifer Williamson, Stafford, Va., 582
- 2017 Memorial Pritchett, LaGrange, Ga., 644
- 2016 Carolyn Fleming, Trenton, Ill., 619
- 2015 Michelle Brownell, Spearfish, S.D., 622
- 2014 Cathy Torgerson, Ozark, Ala., 613
- 2013 Micha Grayson, Winchester, Calif., 610
- 2012 Natasha Schultz, Ponca City, Okla., 640
- 2011 Vanessa Bayes, Monroe, Va., 651
- 2010 Robin Farrish, El Paso, Texas, 625

ALL-EVENTS **SAPPHIRE**

- 2021 Shalanda Nunn, Lafayette, Ind., 1,740
- 2019 Kellie Bowes, Eagan, Minn., 1,630
- 2018 Wendy Steve, El Cerrito, Calif., 1,600
- 2017 Alice Burris, Pana, Ill., 1,618
- 2016 Cindy Combs, Chicago, 1,673
- 2015 Lori Tapparo, Strasburg, Colo., 1,631
- 2014 Anne Hjelmsberg, Saint Charles, Ill., 1,672
- 2013 Mariahelena Martinez, Santa Clara, Cali., 1,619
- 2012 Roberta Pugh, Glenwood Springs, Colo., 1,756
- 2011 Vanessa Bayes, Monroe, Va., 1,744
- 2010 Joyce Treat, Queen Creek, Ariz., 1,659

AMETHYST

The Amethyst Division features doubles, singles and all-events and an all-scratch format made up of bowlers with averages from 130-144. The Amethyst Division also was known as Division 5 during the 2014 Women's Championships.

DOUBLES **AMETHYST**

- 2021 Sharold Moser, Addy, Wash./Malinda Carpenter, Colville, Wash., 1,072
- 2019 Wendy Esco, Phenix City, Ala./Dottie Swenson, Cataula, Ga., 1,005
- 2018 Leanne Urtiaga, Perris, Calif./Kara Lyons, Riverside, Calif., 1,038
- 2017 Mary Quintana, Price, Utah/Lorraine Berryhill, Helper, Utah, 1,009
- 2016 Pamala Conrad, Hillsboro, Ore./Nancy Jette, Beaverton, Ore., 1,014
- Ashlea Gunn, Columbia, Mo./Sabrina Gunn, Lee's Summit, Mo., 1,014
- 2015 Debbie Sapp, Fort Lauderdale, Fla./Betty Williams, Pembroke Pines, Fla., 992
- 2014 Marilyn Bisnar/Tess Li, Henderson, Nev., 1,028

SINGLES **AMETHYST**

- 2021 Wendy Kelley, Trout Creek, Mont., and Bonnie Winters, Ansley, Neb., 600
- 2019 Elizabeth McGarey, Warren, Mich., 565
- 2018 Peggy Burchard, Sycamore, Ill., 549
- 2017 Ashley Guzman, Waukegan, Ill., 530
- 2016 Anne Watson, Casa Grande, Ariz., 565
- 2015 Alice Javey-Linton, Manchaca, Texas, 564
- 2014 Laura Roberts, Council Bluffs, Iowa, 558

ALL-EVENTS **AMETHYST**

- 2021 Malinda Carpenter, Colville, Wash., 1,567
- 2019 Elizabeth McGarey, Warren, Mich., 1,526
- 2018 Mary Pierson, Hastings, Minn., 1,501
- 2017 Michele Menges, New Oxford, Pa., 1,482
- 2016 Sabrina Gunn, Lee's Summit, Mo., 1,579
- 2015 Julie Harter, Lakeland, Fla., 1,524
- 2014 Mitzi Nichols, Fort Sumner, N.M., 1,518

TOPAZ

The Topaz Division features doubles, singles and all-events and an all-scratch format made up of bowlers with averages of 129 and

below. The Topaz Division also was known as Division 6 during the 2014 Women's Championships.

DOUBLES **TOPAZ**

- 2021 Diena Wasson, Enumclaw, Wash./Rebecca Grant, Lake Havasu City, Ariz., 907
- 2019 Norma Tucker, Cross Plains, Texas/Ronda Conley, Mullin, Texas, 907
- 2018 Lisa Henderson, Odenton, Md./Julie Carter, Linthicum, Md., 954
- 2017 Terri McIntosh, Humphrey, Ark./Janice York, Clarendon, Ark., 907
- 2016 Debbie Smith, Emmett, Idaho/Selena Fabricius, Burlington, Wyo., 920
- 2015 Susan Russell, Baytown, Texas/Kaye Poulson, Redlands, Calif., 970
- 2014 George Johnson/Myrlee Van Ausdal, Santaquin, Utah, 965

SINGLES **TOPAZ**

- 2021 Joan Boesen, Bullhead City, Ariz., 518
- 2019 Chris Lafko, Simi Valley, Calif., 530
- 2018 Francis Scoggins, Andrews, Texas, 531
- 2017 Alissa Ebnetter, Belle Plaine, Minn., 518
- 2016 Sue Browne, Garden City, Mich., 518
- 2015 Jerry Corbett, Mineral Wells, Texas, 547
- 2014 Maxine Jenkins, Jacksonville, N.C., 534

ALL-EVENTS **TOPAZ**

- 2021 Rebecca Grant, Lake Havasu City, Ariz., 1,506
- 2019 Chris Lafko, Simi Valley, Calif., 1,425
- 2018 Chelsea Couto, Kerman, Calif., 1,385
- 2017 Denise Guthrie, Kinsey, Ala., 1,367
- 2016 Sue Browne, Garden City, Mich., 1,502
- 2015 LaDeena Gray, Eureka, Calif., 1,474
- 2014 Maxine Jenkins, Jacksonville, N.C., 1,441

PAST DIVISIONS

SCRATCH

The Scratch Division recognized the top scratch performances at the Women's Championships between 2010 and 2013. Five-player teams were featured and every team and participant was eligible to win.

TEAM **SCRATCH**

- 2013 Eagle's Edge Pro Shop, Prospect Heights, Ill., 3,357
- 2012 Coefficient of Friction, Palo Alto, Calif., 3,302
- 2011 Shootin Nines, Indianapolis, IN, 3,305
- 2010 Bowlers Choice Pro Shop, Tonawanda, N.Y., 3,424

DOUBLES **SCRATCH**

- 2013 Kristie Leong, Daly City, Calif./Kaleena Henning, Lincoln, Neb., 1,439
- 2012 Lindsay Baker, Brigham City, Utah/Elysia Current, Ephrata, Pa., 1,480
- 2011 Aleta Sill, Livonia, Mich./Michelle Feldman, Auburn, N.Y., 1,462
- 2010 Carol Gianotti, Henderson, Nev./Missy Klug, Macomb, Mich., 1,431

SINGLES **SCRATCH**

- 2013 Jeanette Adams, Rancho Cordova, Calif., 748
- 2012 Pam Pancoast, Lomita, Calif., 779
- 2011 Shannon Pluhowsky, Kettering, Ohio, 763
- 2010 Krischna Howard, Hawthorne, Calif., 792

ALL-EVENTS **SCRATCH**

- 2013 Rocio Restrepo, Canton, Ohio, 2,274
- 2012 Lindsay Baker, Brigham City, Utah, 2,226
- 2011 Dede Davidson, Buellton, Calif., 2,199
- 2010 Jodi Woessner, Oregon, Ohio, 2,330

CLASSIC

The Classic Division recognized the overall tournament champion in team, doubles, singles and all-events competition at the Women's Championships from 1916-2009.

TEAM **CLASSIC**

- 2009 Together Once Again, Keller, Texas, 3,322
- 2008 Bohn Zone Chicks, Kettering, Ohio, 3,171
- 2007 Ebonite Bowlers Map, Roseville, Calif., 3,210

- 2006 Together Once Again, North Richland Hills, Texas, 3,350
- 2005 Shootin' Nines, Stroudsburg, Pa., 3,178
- 2004 High Roller-Cherry Hill, N.J., Henderson, Nev., 3,320
- 2003 Barry Asher's Embroidery of Yorba Linda, Calif., 3,220
- 2002 High Roller-Cherry Hill, N.J., Henderson, Nev., 3,327
- 2001 The Replacements, Fort Worth, Texas, 3,189
- 2000 High Roller-Cherry Hill, N.J., Henderson, Nev., 3,234
- 1999 Cascade Beauty College, Renton, Wash., 3,099
- 1998 Bowlers Choice Pro Shop II, Skaneateles, N.Y., 3,044
- 1997 Here 4 Beer II, Glendale, Ariz., and Contour Power Grips, Vallejo, Calif., 3,017
- 1996 The Naccarato Group, Tacoma, Wash., 3,185
- 1995 Contour Power Grips, Detroit, 3,125
- 1994 Strike Zone Pro Shop, Rolling Meadows, Ill., 3,027
- 1993 Strike Zone Pro Shop, Rolling Meadows, Ill., 2,978
- 1992 Hoinke Classic, Cincinnati, 2,983
- 1991 Clear-Vu Window Cleaning, Inc., Milwaukee, 2,984
- 1990 R.A.T.'s Team, Lakeland, Fla., 2,985
- 1989 Robby's, Glendale, Calif., 3,000
- 1988 Cook County Sales, Chicago, 3,027
- 1987 Tool Warehouse, Hollywood, Fla., 3,033
- 1986 Silla's Custom Fit Pro Shop, Cleveland, 2,891
- 1985 Don Redman Insurance, Toledo, Ohio, 2,934
- 1984 All Japan, Tokyo, 3,019
- 1983 Telectronic Systems, Inc., Manila, Philippines, 2,868
- 1982 Zavakos Realtors, Dayton, Ohio, 2,961
- 1981 Earl Anthony's Dublin Bowl, Dublin, Calif., 2,963
- 1980 All Japan, Tokyo, 3,014
- 1979 Alpine Lanes, Eules, Texas, 3,096
- 1978 Cook County Vending, Chicago, 2,956
- 1977 Allgauer Restaurant, Chicago, 2,818
- 1976 PWBA No. 1, Oklahoma City, 2,839
- 1975 Atlanta Bowling Center (Ga.) No. 1, Buffalo, N.Y., 2,836
- 1974 Kalicak International Construction, St. Louis, 2,973
- 1973 Fitzpatrick Chevrolet, Concord, Calif., 2,897
- 1972 Angeltown Creations, Placentia, Calif., 2,838
- 1971 Koenig Strey Real Estate, Wilmette, Ill., 2,891
- 1970 Parker-Fothergill Pro Shop, Cranston, R.I., 3,034
- 1969 Fitzpatrick Chevrolet, Concord, Calif., 2,986
- 1968 Hudepohl Beer, Cincinnati, 2,923
- 1967 The Orphans, Los Angeles, 2,970
- 1966 Gossard Girls, Chicago, 2,755
- 1965 Belmont Bowl Pro Shop, Chicago, 2,929
- 1964 Allgauer Restaurant, Chicago, 2,920
- 1963 Linbrook Bowl, Los Angeles, 2,841
- 1962 Linbrook Bowl, Los Angeles, 3,061
- 1961 Allgauer Restaurant, Chicago, 2,919
- 1960 Spare-Time Games, Cincinnati, 2,876
- 1959 Bill Snethkamp Chrysler, Detroit, 3,030
- 1958 Allgauer Restaurant, Chicago, 2,972
- 1957 Colonial Broach Co., Detroit, 2,881
- 1956 Daniel Ryan, Chicago, 2,880
- 1955 Falstaff, Chicago, 2,991
- 1954 Marheofer Wieners, Chicago, 2,734
- 1953 B & B Chevrolet, Detroit, 2,931
- 1952 Cole Furniture, Cleveland, 2,854
- 1951 Hickman Oldsmobile Whirlaway, Indianapolis, 2,705
- 1950 Fanatorium Majors, Grand Rapids, Mich., 2,903
- 1949 Gears by Enterprise, Detroit, 2,786
- 1948 Kathryn Creme Pact, Chicago, 2,812
- 1947 Kornitz Pure Oil, Milwaukee, 2,987
- 1946 Silver Seal Soda, St. Louis, 2,721
- 1942 Logan Square Buicks, Chicago, 2,815
- 1941 Rovick Bowling Shoes, Chicago, 2,661
- 1940 Logan Square Buicks, Chicago, 2,689
- 1939 Kornitz Pure Oil, Milwaukee, 2,618
- 1938 Heil Uniform Heat, Milwaukee, 2,706
- 1937 Heil Uniform Heat, Milwaukee, 2,685
- 1936 Easty Five, Cleveland, 2,617
- 1935 Alberti Jewelers, Chicago, 2,765
- 1934 Tommy Doll's Five, Cincinnati, 2,616
- 1933 Alberti Jewelers, Chicago, 2,867
- 1932 Martin Breitt Realtors, St. Louis, 2,664
- 1931 Alberti Jewelers, Chicago, 2,748
- 1930 Finucane Ladies, Chicago, 2,784
- 1929 Harvey's Market Square Rec., Kansas City, Mo., 2,538
- 1928 Alberti Jewelers, Chicago, 2,682
- 1927 Boyle Valves, Chicago, 2,515
- 1926 Taylor Trunks, Chicago, 2,525
- 1925 Estes Alibis, Chicago, 2,518
- 1924 Albert Pick Co., Chicago, 2,477
- 1923 Paige Dairy (also known as Page Dairy), Toledo, Ohio, 2,348
- 1922 Birk Cola Girls, Chicago, 2,531
- 1921 Grand B. and B. Co., Rockford, Ill., 2,482
- 1920 Stein's Jr., St. Louis, 2,454

- 1919 Minor Butler, Toledo, Ohio, 2,436
 1918 Leffingwell, Chicago, 2,479
 1916 Progress, St. Louis, 2,082

DOUBLES CLASSIC

- 2009 Clara Guerrero, Pflugerville, Texas/Jenifer Larson, Tupper Lake, N.Y., 1,404
 2008 Gina Daroszewski, Franklin, Wis./Jill Albrecht, Wind Lake, Wis., 1,445
 2007 Susan Jeziorski-Smith, Buffalo, N.Y./Liz Johnson, Cheektowaga, N.Y., 1,385
 2006 Lauren Takahashi, Woodland Hills, Calif./Leanne Barrette, Elk Grove, Calif., 1,466
 2005 Brenda Norman, Stroudsburg, Pa./Karen Stroud, Victoria, Texas, 1,372
 2004 Carolyn Dorin-Ballard, North Richland Hills, Texas/Lynda Barnes, Flower Mound, Texas, 1,498
 2003 Connie Ward, Hamilton, Ontario/Karen Collura, Toronto, 1,496
 2002 Kathy Tribbey, Newberg, Ore./Jody Ellis, Fort Lauderdale, Fla., 1,434
 2001 Lisa Wagner, Bradenton, Fla./Nancy Fehr, Cincinnati, 1,412
 2000 Cindy Kesterson, Council Bluffs, Iowa/Judy Gurney, Percival, Iowa, 1,340
 1999 Timi McCorvey, Huntsville, Ala./Marianne DiRupo, Dearborn, Mich., 1,451
 1998 Lynda Norry, Wichita, Kan./Kendra Cameron, Gambrials, Md., 1,305
 1997 Jennifer Klekamp, Cleves, Ohio/Regina Snodgrass, Versailles, Ind., 1,345
 1996 Mandy Wilson/Linda Kelly, Dayton, Ohio, 1,410
 1995 Carol Harsh/Debbie Villani, Las Vegas, 1,299
 1994 Lucy Giovenco, Norcross, Ga./Cindy Coburn-Carroll, Tonawanda, N.Y., and Rachel Perez, San Antonio/Kim Straub, Beatrice, Neb., 1,307
 1993 Gloria Collura/Karen Collura, Toronto, 1,304
 1992 Nancy Fehr, Cincinnati/Lisa Wagner, Palmetto, Fla., 1,325
 1991 Lucy Giovenco, Norcross, Ga./Cindy Coburn-Carroll, Tonawanda, N.Y., 1,318
 1990 Margi Melvin, Newark, Del./Ann Meconnahey, Bear, Del., 1,323
 1989 Diana Goodman, Chino Hill, Calif./Rene Fleming, Oklahoma City, 1,283
 1988 Dee Alvarez, Tampa, Fla./Pat Costello, Orlando, Fla., 1,216
 1987 Laura Grant, Norwalk, Conn./Robin Romeo, Newhall, Calif., 1,328
 1986 Sally Gates, Palmdale, Calif./Marilyn Frazier, Lancaster, Calif., 1,260
 1985 Linda Graham, Des Moines, Iowa/Melody Philipppson, Colfax, Iowa, 1,246
 1984 Bea Hoffman/Sue Reese, Novato, Calif., 1,292
 1983 Jeanne Maiden-Naccarato, Tacoma, Wash./Sue Robb, Euclid, Ohio, 1,312
 1982 Shirley Hintz, Lantana, Fla./Lisa Wagner, Palmetto, Fla., and Pat Costello, Orlando, Fla./Donna Adamek, Apple Valley, Calif., 1,264
 1981 Nikki Gianulias, Vallejo, Calif./Donna Adamek, Apple Valley, Calif., 1,305
 1980 Carole Lee, Hempstead, N.Y./Dawn Raddatz, E. Northport, N.Y., 1,247
 1979 Mary Ann Deptula, Warren, Mich./Geri Beattie, Dearborn, Mich., 1,314
 1978 Annese Kelly, Las Vegas/Barbara Shelton, Jamaica, N.Y., 1,211
 1977 Ozella Houston/Dorothy Jackson, Detroit, 1,234
 1976 Georgene Cordes/Shirley Sjostrom, Bloomington, Minn., and Debbie Rainone/Eloise Vacco, Cleveland, 1,232
 1975 Jennette James, Oyster Bay, N.Y./Dawn Raddatz, E. Northport, N.Y., 1,234
 1974 Carol Miller, Waukesha, Wis./Jane Leszczynski, Milwaukee, 1,313
 1973 Mildred Ignizio, Rochester, N.Y./Dorothy Fothergill, Center Ossipee, N.H., 1,238
 1972 Judy Roberts, Denver/Betty Remmick, Lakewood, Colo., 1,247
 1971 Dorothy Fothergill, Center Ossipee, N.H./Mildred Ignizio, Rochester, N.Y., 1,263
 1970 Gloria Bouvia, Gresham, Ore./Judy Soutar, Leawood, Kan., 1,256
 1969 Gloria Bouvia, Gresham, Ore./Judy Soutar, Leawood, Kan., 1,315
 1968 Pauline Stickler/Mary Lou Graham, Miami, 1,250
 1967 Elaine Liburdi, Union City, N.J./Joan Oleske, Lyndhurst, N.J., 1,252

- 1966 Martha Morgan/Pat Spence, Hampton, Va., 1,231
 1965 Betty Remmick/Mary Ann White, Denver, 1,263
 1964 Shirley Garms/Grace Werkmeister, Chicago, 1,248
 1963 Ann Heyman/Ruth Redfox, Toledo, Ohio, 1,260
 1962 Sandy Galvin/Jeann Stevens, Oklahoma City, 1,238
 1961 Betty Salvato/Georgiana Eakins, Youngstown, Ohio, 1,239
 1960 Jette Mooney/Freda Laiber, South Bend, Ind., 1,221
 1959 Sylvia Martin/Adele Isphording, Philadelphia, 1,263
 1958 Jean Schultz/Tess Johns, Cleveland, 1,173
 1957 Nellie Vella/Jeanette Grzelak, Rockford, Ill., 1,218
 1956 Betty Maw/Mary Quinn, Buffalo, N.Y., 1,242
 1955 Wyllis Ryskamp/Marion Ladewig, Grand Rapids, Mich., 1,264
 1954 Frances Stennett/Rose Gacioc, Rockford, Ill., 1,244
 1953 Jane Grudzien/Doris Knechtges, Detroit, 1,211
 1952 Loraine Quam/Martha Hoffman, Madison, Wis., 1,206
 1951 Esther Cooke/Alma Denini, Seattle, 1,179
 1950 Shirley Gantenbein/Flo Schick, Dallas, 1,216
 1949 Ann Elysevich/Estelle Svoboda, Chicago, 1,229
 1948 Margaret Franklin, Alhambra, Calif./Merle Matthews, Long Beach, Calif., 1,188
 1947 Candace Fleet/Emma Beard, Fort Wayne, Ind., 1,245
 1946 Virginia Forster/Prudence Dusher, Niagara Falls, N.Y., 1,251
 1942 Stella Hartrick/Clara Allen, Detroit, 1,204
 1941 Jo Ettien/Mary Hogan, Los Angeles, 1,155
 1940 Tess Small/Dorothy Miller, Chicago, 1,181
 1939 Connie Powers/Betty Reus, Grand Rapids, Mich., 1,130
 1938 Florence Probert/Ethel Sablatnik, St. Louis, 1,215
 1937 Loranne Frank/Garnette Weber, Fort Wayne, Ind., 1,230
 1936 Adelaide Lindemann/Loraine Baldy, Milwaukee, 1,116
 1935 Erna Haufler/Violet Simon, San Antonio, 1,219
 1934 Fritzie Rahn/Dorothy Miller, Chicago, 1,190
 1933 Veronica Peters/Mary Kite, Syracuse, N.Y., 1,135
 1932 Edith Kirg/Margaret Frank, Chicago, 1,218
 1931 Zetta Baker/Gertrude Pomeroy, Detroit, 1,145
 1930 Fritzie Rahn/Marie Warmbier, Chicago, 1,173
 1929 Mary Smith/Dorothy Miller, Chicago, 1,123
 1928 Ann Weiller/Edna Estes, Chicago, 1,155
 1927 Alma Burke/Edith Kirg, Chicago, 1,100
 1926 Jennie Laib/Agnes Higgins, Chicago, 1,086
 1925 Myrtle Baker/Mae Ebert, Chicago, 1,119
 1924 Jean Acker/Grace Smith, Chicago, 1,124
 1923 Zoe Quin/Agnes Higgins, Chicago, 1,038
 1922 Louise Stockdale/Helen Sneider, Detroit, 1,094
 1921 Pearl Ley/Grace Smith, Chicago, 1,079
 1920 Erna Willig/Jean Walz, Chicago, 1,043
 1919 Mae Butterworth, Columbus, Ohio/Frances Steib, Chicago, 1,042
 1918 Jean Acker/Lita Reilly, Chicago, 1,012
 1916 Jean Acker/Lita Reilly, Chicago, 1,011

SINGLES CLASSIC

- 2009 Michelle Feldman, Auburn, N.Y., 816
 2008 Corrine Ham, Cocoa, Fla., 736
 2007 Tiffany Stanbrough, Oklahoma City, 745
 2006 Karen Stroud, Victoria, Texas, 771
 2005 Leanne Barrette, Elk Grove, Calif., 774
 2004 Sharon Smith, Bowling Green, Ky., 754
 2003 Michelle Feldman, Skaneateles, N.Y., 764
 2002 Theresa Smith, Indianapolis, 752
 2001 Lisa Wagner, Bradenton, Fla., 756
 2000 Cathy Krasner, Baltimore, 729
 1999 Nikki Gianulias, Vallejo, Calif., 746
 1998 Nellie Glandon, London, Ohio, 714
 1997 Jan Schmidt, Rochelle, Ill., 765
 1996 Cindy Berlanga, San Antonio, Texas, 723
 1995 Beth Owen, Dallas, 749
 1994 Vicki Fifield, El Paso, Texas, 716
 1993 Karen Collura, Toronto, and Kari Murph, Dayton, Ohio, 747
 1992 Patty Ann, Arlington Heights, Ill., 680
 1991 Debbie Kuhn, Baltimore, 773
 1990 Dana Miller-Mackie, Fort Worth, Texas, and Paula Carter, Miami, 705
 1989 Sandy Flint, Sioux Falls, S.D., 694
 1988 Michelle Meyer-Welty, Vacaville, Calif., 690
 1987 Regi Jonak, St. Peters, Mo., 728
 1986 Dana Stewart, Morgan Hill, Calif., 698
 1985 Polly Schwarzel, Cheswick, Pa., 694
 1984 Freida Gates, N. Syracuse, N.Y., 712
 1983 Aleta Sill, Dearborn, Mich., 726
 1982 Gracie Freeman, Alexandria, Va., 652
 1981 Virginia Norton, Cypress, Calif., 672
 1980 Betty Morris, Stockton, Calif., 674

- 1979 Betty Morris, Stockton, Calif., 699
 1978 Mae Bolt, Berwyn, Ill., 709
 1977 Akiko Yamaga, Tokyo, 714
 1976 Beverly Shonk, Canton, Ohio, 686
 1975 Barbara Leicht, Water Vilet, N.Y., 689
 1974 Shirley Garms, Island Lake, Ill., 702
 1973 Bobbie Soldan, Costa Mesa, Calif., 706
 1972 D.D. Jacobson, Playa Del Rey, Calif., 737
 1971 Mary Scruggs, Richmond, Va., 698
 1970 Dorothy Fothergill, Center Ossipee, N.H., 695
 1969 Joan Bender, Arvada, Colo., 690
 1968 Norma Parks, Raytown, Mo., 691
 1967 Glorian Griffith, Port Huron, Mich., 652
 1966 Gloria Bouvia, Gresham, Ore., 675
 1965 Doris Rudell, Whittier, Calif., 659
 1964 Jean Havlish, St. Paul, Minn., 690
 1963 Dorothy Wilkinson, Phoenix, 653
 1962 Martha Hoffman, Madison, Wis., 693
 1961 Elaine Newton, Park Forest, Ill., 661
 1960 Marge McDaniels, Mountain View, Calif., 649
 1959 Mae Bolt, Berwyn, Ill., 664
 1958 Ruth Hertel, Lexington, Tenn., 622
 1957 Eleanor Towles, Peoria, Ill., 664
 1956 Lucille Noe, Columbus, Ohio, 708
 1955 Nellie Vella, Rockford, Ill., 695
 1954 Helen Bassett, Peoria, Ill., 668
 1953 Marge Baginski, Berwyn, Ill., 637
 1952 Lorene Craig, Kansas City, Mo., 672
 1951 Ida Simpson, Buffalo, N.Y., 639
 1950 Cleo McGovern, Newport, Ky., 669
 1949 Clara Mataya, St. Louis, 658
 1948 Shirlee Wernecke, Chicago, 696
 1947 Agnes Junker, Indianapolis, 650
 1946 Val Mikiel, Detroit, 682
 1942 Tillie Taylor, Newark, N.J., 659
 1941 Nancy Huff, Los Angeles, 662
 1940 Sally Twyford, Aurora, Ill., 626
 1939 Helen Hengstier, Detroit, 626
 1938 Rose Warner, Waukegan, Ill., 622
 1937 Ann Gottstine, Buffalo, N.Y., 647
 1936 Ella Mankie, Madison, Wis., 612
 1935 Marie Warmbier, Chicago, 652
 1934 Marie Clemensen, Chicago, 712
 1933 Sally Twyford, Aurora, Ill., 628
 1932 Audrey McVay, Kansas City, Mo., 668
 1931 Myrtle Schulte, St. Louis, 650
 1930 Anita Rump, Fort Wayne, Ind., 613
 1929 Agnes Higgins, Chicago, 637
 1928 Anita Rump, Fort Wayne, Ind., 622
 1927 Florence Amrein, Akron, Ohio, 577
 1926 Evelyn Weisman, Indianapolis, 579
 1925 Eliza Reich, Chicago, 622
 1924 Alice Feeney, Indianapolis, 593
 1923 Emma Jaeger, Toledo, Ohio, 594
 1922 Emma Jaeger, Toledo, Ohio, 603
 1921 Emma Jaeger, Toledo, Ohio, 579
 1920 Birdie Humphreys, St. Louis, 559
 1919 Elizabeth Husk, Newark, N.J., 594
 1918 Frances Steib, Detroit, 537
 1916 Agnes Koester, Detroit, 486

ALL-EVENTS CLASSIC

- 2009 Robin Romeo, Newhall, Calif., 2,172
 2008 Liz Johnson, Cheektowaga, N.Y., 2,113
 2007 Wendy Macpherson, Henderson, Nev., 2,161
 2006 Karen Stroud, Victoria, Texas, 2,159
 2005 Leanne Barrette, Elk Grove, Calif., 2,231
 2004 Kim Adler, Merritt Island, Fla., 2,133
 2003 Michelle Feldman, Skaneateles, N.Y., 2,048
 2002 Cara Honeychurch, Melbourne, Australia, 2,150
 2001 Jonquay Armon, Lake in the Hills, Fla., 2,044
 2000 Carolyn Dorin-Ballard, Fort Worth, Texas, 2,147
 1999 Hidemi Mizobuchi, Tokyo, 2,065
 1998 Liz Johnson, Niagara Falls, N.Y., 1,989
 1997 Kendra Cameron, Gambrials, Md., 2,039
 1996 Lorrie Nichols, Algonquin, Ill., 1,985
 1995 Beth Owen, Dallas, 1,983
 1994 Wendy Macpherson-Papanos, Henderson, Nev., 1,940
 1993 Anne Marie Duggan, Edmond, Okla., 1,990
 1992 Mitsuko Tokimoto, Tokyo, 1,928
 1991 Debbie Kuhn, Baltimore, 2,036
 1990 Carol Norman, Ardmore, Okla., 1,984
 1989 Nancy Fehr, Cincinnati, 1,911
 1988 Lisa Wagner, Palmetto, Fla., 1,871
 1987 Leanne Barrette, Yukon, Okla., 1,972

- 1986 Robin Romeo, Newhall, Calif., and Maria Lewis, Manteca, Calif., 1,877
- 1985 Aleta Sill, Dearborn, Mich., 1,900
- 1984 Shinobu Saitoh, Tokyo, 1,922
- 1983 Virginia Norton, Cypress, Calif., 1,922
- 1982 Aleta Sill, Dearborn, Mich., 1,905
- 1981 Virginia Norton, Cypress, Calif., 1,905
- 1980 Cheryl Robinson, Destrehan, La., 1,848
- 1979 Betty Morris, Stockton, Calif., 1,945
- 1978 Annese Kelly, Las Vegas, 1,896
- 1977 Akiko Yamaga, Tokyo, 1,895
- 1976 Betty Morris, Stockton, Calif., 1,866
- 1975 Virginia Norton, Cypress, Calif., 1,821
- 1974 Judy Soutar, Leawood, Kan., 1,944
- 1973 Toni Starin, Midwest City, Okla., 1,910
- 1972 Mildred Ignizio, Rochester, N.Y., 1,877
- 1971 Lorrie Nichols, Algonquin, Ill., 1,840
- 1970 Dorothy Fothergill, Center Ossipee, N.H., 1,984
- 1969 Helen Duval, Berkeley, Calif., 1,927
- 1968 Susie Reichley, Dallas, 1,889
- 1967 Carol Miller, Waukesha, Wis., 1,862
- 1966 Kate Helbig, Mohnon, Pa., 1,835
- 1965 Donna Zimmerman, Thousand Palms, Calif., 1,833
- 1964 Jean Havlish, St. Paul, Minn., 1,980
- 1963 Helen Shablis, Detroit, 1,849
- 1962 Flossie Argent, St. Louis, 1,808
- 1961 Evelyn Teal, Miami, 1,848
- 1960 Judy Roberts, Angola, N.Y., 1,836
- 1959 Pat McCormick, Grand Rapids, Mich., 1,927
- 1958 Mae Bolt, Berwyn, Ill., 1,828
- 1957 Anita Cantaline, Detroit, 1,859
- 1956 Doris Knechtges, Detroit, 1,867
- 1955 Marion Ladewig, Grand Rapids, Mich., 1,890
- 1954 Anne Johnson, Benwick, Pa., 1,880
- 1953 Doris Knechtges, Detroit, 1,886
- 1952 Virginia Turner, Gardena, Calif., 1,854
- 1951 LaVerne Carter, Las Vegas, 1,788
- 1950 Marion Ladewig, Grand Rapids, Mich., 1,796
- 1949 Cecilia Winandy, Chicago, 1,840
- 1948 Virgie Hupfer, Burlington, Iowa, 1,850
- 1947 Marge Dardeen, Cincinnati, 1,826
- 1946 Catherine Fellmeth, Chicago, 1,835
- 1942 Nina Burns, Chicago, 1,888
- 1941 Sally Twyford, Aurora, Ill., 1,799
- 1940 Tess Small, Chicago, 1,777
- 1939 Ruth Troy, Dayton, Ohio, 1,724
- 1938 Dorothy Miller, Chicago, 1,843
- 1937 Louise Stockdale, Detroit, 1,761
- 1936 Ella Mankie, Madison, Wis., 1,683
- 1935 Marie Warmbier, Chicago, 1,911
- 1934 Esther Ryan, Milwaukee, 1,763
- 1933 Sally Twyford, Aurora, Ill., 1,765
- 1932 Marie Warmbier, Chicago, 1,807
- 1931 Myrtle Schulte, St. Louis, 1,742
- 1930 Sally Twyford, Aurora, Ill., 1,727
- 1929 Emma Jaeger, Toledo, Ohio, 1,700
- 1928 Emma Jaeger, Toledo, Ohio, 1,713
- 1927 Grayce Hatch, Cleveland, 1,644
- 1926 Ermil Lackey, Fort Wayne, Ind., 1,641
- 1925 Grayce Hatch, Cleveland, 1,703
- 1924 Rose Steger, Chicago, 1,647
- 1923 Deane Fritz, Toledo, Ohio, 1,582
- 1922 Hattie Abraham, Milwaukee, 1,659
- 1921 Emma Jaeger, Toledo, Ohio, 1,557
- 1920 Mae Leibrich, Chicago, 1,606
- 1919 Elizabeth Husk, Newark, N.J., 1,580
- 1918 Emma Jaeger, Toledo, Ohio, 1,552
- 1916 Agnes Koester, Detroit, 1,423

CLASSIC DIVISION WINNERS*

If the highest score from an event came from a lower division, that bowler also was recognized as the overall tournament champion in that event.

SINGLES

- 1989 Lorraine Anderson, Northville, Mich., 683
- 1971 Ginny Younginer, Winnsboro, S.C., 667

DIVISION 1

TEAM DIV 1

- 2009 It's a Little Thang, Bronx, N.Y., 2,792
- 2008 High Hopes, La Mesa, Calif., 2,696
- 2007 Ladies on the Roll I, Alexandria, Va., 2,819
- 2006 5 Hot Mamas, Orland, Calif., 2,868
- 2005 New Beginnings, Austin, Texas, 2,794
- 2004 Chi-Town, Lyons, Ill., 2,775
- 2003 Caveman Bowl, Grants Pass, Ore., 2,906
- 2002 Fargo Sports, East Moline, Ill., 3,000
- 2001 Together Again, Waldorf, Md., 2,780
- 2000 Sunshine Ladies, Arlington Heights, Ill., 2,811
- 1999 KFC All-Stars, Las Cruces, N.M., 2,852
- 1998 Here We Go Again, Worcester, Mass., 2,720
- 1997 Penalty Box Too, Windsor, Ontario, 2,825
- 1996 Penalty Box Too, Windsor, Ontario, 2,833
- 1995 Minier Lanes, Minier, Ill., 2,856
- 1994 Concordia Lanes, Belvidere, Ill., 2,688
- 1993 California Dreamin' III, Ventura, Calif., 2,842
- 1992 Rubber Mill, Medford, Ore., 2,716
- 1991 Jolly Ladies, Philadelphia, 2,751
- 1990 Just Them, Hampton, Va., and Lucky Strikes, Savannah, Ga., 2,697
- 1989 Wheaton Lanes, Wheaton, Minn., 2,768
- 1988 Blue Shield of California, San Francisco, 2,773
- 1987 Classy Ladies, Hartford, Conn., 2,754
- 1986 Royal Buick, Tucson, Ariz., 2,676
- 1985 Taylor Chiropractic Life Center, Howell, Mich., 2,834
- 1984 Dave Diomed's Washtenaw Lanes & Pro Shop, Ann Arbor, Mich., 2,721
- 1983 Production Plating, Lexington, Ky., 2,814
- 1982 Century Lanes, Hampton, Va., 2,856
- 1981 Gibson Specialty Co., Waterloo, Iowa, 2,796
- 1980 Walker's Body Shop, Aurora, Ill., 2,703
- 1979 Don Smith's Classics, Milbrae, Calif., 2,862
- 1978 Joyner Garden Center, Alexandria, Minn., 2,706
- 1977 Sunbeam Girls, Birmingham, Ala., 2,670
- 1976 Famous Brand Shoes, St. Louis, 2,753
- 1975 Channel Chargers, Robinson, Ill., 2,667
- 1974 Whitaker Trucking Inc., Roswell, N.M., 2,622
- 1973 Cacco's Hawaii, Honolulu, 2,708
- 1972 Donson Inc., General Contractors, Alsip, Ill., 2,707
- 1971 Pepples Beauty Salon, Detroit, 2,659
- 1970 Gene Hammon Ford Thunderbirds, Texas City, Texas, 2,748
- 1969 Bowlorado Lanes, Fort Collins, Colo., 2,719

DOUBLES DIV 1

- 2009 Marilyn Brown, Bellingham, Wash./Janice Eisenhut, Ferndale, Wash., 1,274
- 2008 Betty Tucker, Chicago/Lila Newman-Davis, Dolton, Ill., 1,227
- 2007 Celeste Reynolds/Kandace Little, Bronx, N.Y., 1,222
- 2006 Pam Schulz, Longview, Wash./Valery Hubbard, Kelso, Wash., 1,264
- 2005 Renee Serfass, Stroudsburg, Pa./Belinda Brown, Macon, Ga., 1,233
- 2004 Deb Jacobs/Julia Halve, Waco, Texas, 1,281
- 2003 Rhonda Terry/Frostina Milner, Greensboro, N.C., 1,229
- 2002 Zelma Barnes/Tosca Cobben, South Euclid, Ohio, 1,284
- 2001 Amy Ciammaichella/Edith Meerdo, Imperial, Pa., 1,227
- 2000 Doris Eppler, Murrieta, Calif./Cindi Thurmond, Hemet, Calif., 1,237
- 1999 Shery Brumley/Betty Abrams, Garfield, Ark., 1,219
- 1998 Amy Goemmel, Brandon, S.D./Julie Jarman, Sioux Falls, S.D., 1,209
- 1997 Robynn Terry, Basin, Wyo./Cindy McIntosh, Greybull, Wyo., 1,258
- 1996 Carlotta Piper/Merva Brison, Brooklyn, N.Y., 1,244
- 1995 Sande Crawford, Columbia Heights, Minn./Cheryl Rasmussen, Osseo, Minn., 1,217
- 1994 Leslie Pappan, Tulsa, Okla./Debby Johns, Broken Arrow, Okla., 1,225
- 1993 Mary Garrett/Rhondrea Simmons, Muskogee, Okla., 1,267
- 1992 Mary Piche, Burlington, Ontario/Karen Nicol, Hamilton, Ontario, 1,200
- 1991 Lina Rincon, San Antonio/Bonnie Van Steenburg, Universal City, Texas, 1,227
- 1990 Joann Anastasio/Cathie Cross, Augusta, Maine, 1,204
- 1989 Carol Feurerborn, Olathe, Kan./Leeta Sweet, Garnett, Kan., 1,208
- 1988 Judy Eldredge, Ridge Crest, Calif./Patricia Taum, Beale Air Force Base, Calif., 1,184
- 1987 Gloria Penn, Plainfield, N.J./Ruth Jensen, South Bound Brook, N.J., 1,232
- 1986 Cindy Brennan, Missoula, Mont./Joy Eckley, Roman,

- Mont., 1,188
- 1985 Sara Hennessey/Laura Lyons, Piqua, Ohio, 1,232
- 1984 Shirley Heppner, Oshkosh, Wis./Diane Wilde, Waupaca, Wis., 1,255
- 1983 Bea Hatfield, Shawnee, Kan./Rose Swain, Lenexa, Kan., 1,233
- 1982 Bridgett Basiak, Chesterton, Ind./Donna Oldaker, Lake Station, Ind., 1,211
- 1981 Jeri Gue, New Castle, Del./Jo Ann Scott, Wilmington, Del., 1,181
- 1980 Marie Fouche/Katherine Alexander, Los Angeles, 1,176
- 1979 Vi Walde/Bernell Preul, Denison, Iowa, 1,175
- 1978 Jean Hand, Fairview, Ill./Judy Hart, Canton, Ill., 1,201
- 1977 Viola Coombs, Mesa, Ariz./Jackie Hedrick, Tempe, Ariz., 1,175
- 1976 Shirley Mansfield/Barbara Siemruch, North Glenn, Ohio, 1,198
- 1975 Josie Freeman/Patsey Plumley, West Helena, Ark., 1,194
- 1974 Rachel Rookstool/Ruble Sizemore, Fort Walton Beach, Fla., 1,209
- 1973 Carol Sheppard/Laura Black, Phoenix, Ariz., 1,203
- 1972 Evelyn Porter/Billie Caldwell, Chicago, 1,215
- 1971 Judy Bell, Lithonia, Ga./Daisy Trout, Marietta, Ga., 1,194
- 1970 Lorraine Petersen/Peggy Runyon, Garden Grove, Calif., 1,231
- 1969 Bertha Keeney, Wheat Ridge, Colo./Joyce Georgeson, Denver, 1,205

SINGLES DIV 1

- 2009 Linda Freeland, Dade City, Fla., 694
- 2008 Michelle Stahl, Hillsborough, N.J., 657
- 2007 Lil Holguin, Las Cruces, N.M., 683
- 2006 Cathy Woessner, Euless, Texas, 710
- 2005 Lil Martindale, Longmont, Colo., 689
- 2004 Darlene Anderson, Elizabethtown, Pa., 707
- 2003 Debra Lewis, Kalamazoo, Mich., 712
- 2002 Kathy Pausch, Moorhead, Minn., 682
- 2001 Sissy Nugent, Waxachachie, Texas, 695
- 2000 Beverly Alwine, Harrisburg, Pa., 678
- 1999 Maggie Matheson, Chula Vista, Calif., 709
- 1998 Linda Duerksen, York, Neb., 671
- 1997 Donna Barnes, Perryton, Texas, 687
- 1996 Jacqueline Pawlak, Wappingers Falls, N.Y., 660
- 1995 Linda Estep, Waldorf, Md., 683
- 1994 Michele Davis, Baytown, Texas, 686
- 1993 Belle Turner, Paducah, Ky., 679
- 1992 Linda Lesniak, Evergreen Park, Ill., 669
- 1991 Kelly Smith, Faribault, Minn., 660
- 1990 Nancy Jones, Oklahoma City, 682
- 1989 See Classic Division Winners*
- 1988 Hazel Ivy, Omaha, Neb., 662
- 1987 Kathleen Lovett, Arthurdale, W.Va., and Schanda Plank, Grand Rapids, Mich., 656
- 1986 Diane Smith, Lake Cowichan, British Columbia, 688
- 1985 Vicki Baker, St. Paris, Ohio, 656
- 1984 Cathy Sartwell, Morgan City, La., 690
- 1983 Doyle Seibel, Angleton, Texas, 652
- 1982 Jan Sammon, Davenport, Iowa, 650
- 1981 Dorothy Batey, East Orange, N.J., 651
- 1980 Cheri Mason, Lansing, Ill., 651
- 1979 Jean Carbone, Kenosha, Wis., 632
- 1978 Norma Walker, Tacoma, Wash., 659
- 1977 Edna Ruth, Belpre, Ohio, 644
- 1976 Vanda Philson, Sidney, Neb., 666
- 1975 Beatrice Orendorf, Bridgeville, Del., 664
- 1974 Barbara Davis, Sterling Heights, Mich., 658
- 1973 Barbara Jacques, San Diego, 680
- 1972 Shirley Frank, Woodside, N.Y., 657
- 1971 See Classic Division Winners*
- 1970 Jelemia Sanders, Richmond, Ky., 654
- 1969 Ann Keerbs, Churdan, Iowa, 649

ALL-EVENTS DIV 1

- 2009 Sheryl Ishihara, Anchorage, Alaska, 1,852
- 2008 Janet Smith, Kannapolis, N.C., 1,820
- 2007 LaVonnie Giles, Waldorf, Md., 1,928
- 2006 Maika Winkler, Antelope, Calif., 1,856
- 2005 Cindy Mattingly, Puyallup, Wash., 1,817
- 2004 Jenni Ferguson, Anderson, Ind., 1,870
- 2003 Mindy Molstad, Wheaton, Ill., 1,873
- 2002 Karleen Reynolds, Dallas, 1,870
- 2001 Kathy Street, Union City, Ind., 1,872
- 2000 Karen Lowe, Fort Knox, Ky., 1,833
- 1999 Marlene Walls, Morris, Ill., 1,831
- 1998 Ginger Moore, Killeen, Texas, 1,817

1997 Theresa Adams, Pocomoke City, Md., 1,863
 1996 Charlotte Chocrane, DeKalb, Ill., 1,818
 1995 Kelly Seabloom, Scottsdale, Ariz., 1,807
 1994 Michele Davis, Baytown, Texas, 1,809
 1993 Bertha Blacksher, Urial, Ala., and Sharon Davis, Orange, Texas, 1,807
 1992 Shari Ellison, Columbus, Ga., 1,848
 1991 Chris Crowe, Prospect, Ky., 1,803
 1990 Bonnie Piszczek, Wauwatosa, Wis., 1,791
 1989 Sandy Flint, Sioux Falls, S.D., 1,801
 1988 Karen Terry, Inglewood, Calif., 1,746
 1987 Arlene Army, Millbury, Mass., 1,767
 1986 Nancy Schubert-Balcer, Baltimore, 1,780
 1985 Barbara Hansen, Hyannis, Mass., 1,800
 1984 Verona Gloudemans, Kimberly, Wis., 1,749
 1983 Michelle Casella, Sun Valley, Calif., 1,827
 1982 Elmer Harrison, Chalmette, La., 1,770
 1981 Ferol Streib, Leavenworth, Wash., 1,738
 1980 Velda Morris, Del City, Okla., 1,711
 1979 Karen Russell, Bethany, Okla., 1,788
 1978 Sandy Gazell, Boca Raton, Fla., 1,852
 1977 Pat Booth, Memphis, Tenn., and Marlene Willett, Marietta, Ga., 1,739
 1976 Ethel Coverdell, Orlando, Fla., 1,748
 1975 Jeanette Pease, Richmond, Va., 1,749
 1974 JoAnne Rogalski, Buffalo, N.Y., 1,907
 1973 Reta Richardson, Boise City, Iowa, 1,769
 1972 Janice Denning, Wilmington, Del., 1,827
 1971 Joyce Mooney, Pittsburgh, 1,721
 1970 Leah Ackerman, Sheldon, Iowa, 1,796
 1969 Janice Pickle, Tucson, Ariz., 1,743

DIVISION 2

TEAM DIV 2

2009 MD Crabs With Attitude, Waldorf, Md., 2,649
 2008 Cathy's Hairshapers, Kannapolis, N.C., 2,644
 2007 Latin Flava, Chicago, 2,731
 2006 Jax 1, Jacksonville, Fla., 2,734
 2005 Chi-Town, Lyons, Ill., 2,640
 2004 Bowling Buddies, Corona, Calif., 2,657
 2003 Country Gals, California, Md., 2,790
 2002 Carolina Girls, Leland, N.C., 2,777
 2001 Greater Toronto #3, Scarborough, Ontario, 2,636
 2000 Flamingo Telecom II, Niles, Mich., 2,754
 1999 The Dreamers of Memphis, Memphis, Tenn., 2,660
 1998 Susan's Hair Fashion, Richmond, Va., 2,658
 1997 Mill 3, Shelton, Wash., 2,816
 1996 Motor Electric, Elkhart, Ind., 2,693
 1995 Southern Sights Landscape, Pascagoula, Miss., 2,757
 1994 Ottawa Squaws, Toledo, Ohio, 2,547
 1993 Untouchables, Mobile, Ala., 2,495
 1992 Put Together's, Muncie, Ind., 2,568
 1991 Lindberg Shelter Insurance, Albia, Iowa, 2,598
 1990 Bristol Five, Bristol, Va., 2,492
 1989 The Crickets, Minneapolis, 2,627
 1988 Dot's Trophy House, Lakeview, Ore., 2,531
 1987 Miller's Chihuahua's, Plain City, Ohio, 2,521
 1986 Caffe Trucking, Wessington Springs, S.D., 2,530
 1985 Fantastics Inc. 1, Detroit, 2,532
 1984 Spirit of Ely II, Ely, Nev., 2,511
 1983 Scat's Brats No. 1, Simi Valley, Calif., 2,523
 1982 Baldwin State Bank, Baldwin City, Kan., 2,526
 1981 Matinee Five, Severna Park, Md., 2,631
 1980 Erie Jr., Detroit Lakes, Minn., 2,414
 1979 Silver Spur, Callup, N.M., 2,475
 1978 Dixie Doodles, Guntersville, Ala., 2,462
 1977 Charlie Brown's, Superior, Wis., 2,535
 1976 Partain Mechanical Contractor, Texarkana, Ark., 2,532
 1975 Bowl-O-Mat Lounge, Muncie, Ind., 2,407
 1974 Par-Matt Lanes, Oakland, Md., 2,479
 1973 Killeen Merchants, Killeen, Texas, 2,550
 1972 Krolczyk's Plaza, Rosenberg, Texas, 2,398
 1971 Lady Bugs, Marietta, Ga., 2,366
 1970 Sabre Lounge, Sierra Vista, Ariz., 2,646
 1969 Five Pins, Fullerton, Calif., 2,416
 1968 Just Made It, Westport, Conn., 2,448
 1967 English's Windy Hill, Ithaca, N.Y., 2,569
 1966 Jasperettes, Jasper, Texas, 2,446
 1965 Don's Medical Pharmacy, Havre, Mont., 2,480
 1964 Miller Transporters, Ltd., Jackson, Miss., 2,635
 1963 Embassy Bowl, Arcola, Ill., 2,436
 1962 Reid Enterprises, Long Beach, Calif., 2,502
 1961 Santelli Lumber Co., Lyons, N.Y., 2,478
 1960 All Star Restaurant, Salina, Kan., 2,476

1959 Double J Tasty Freeze, Erie Co., N.Y., 2,488
 1958 Manhattanite No. 2, New York, and Manx Hotel No. 3, San Francisco, 2,353
 1957 Johnnies Flower Shop, Van Wert, Ohio, 2,408
 1956 Sitnek Fuel, Clarksburg, W.Va., 2,455

DOUBLES DIV 2

2009 Kate Olson, St. Helens, Ore./Lynda Woodall, Rainier, Ore., 1,178
 2008 Lucinda Griggie/Christine Wiley, Charlotte, N.C., 1,136
 2007 Lori Tapparo, Strasburg, Colo./Barbara Whitehead, Bennett, Colo., 1,138
 2006 Sharon Cassidy, San Mateo, Calif./Elaine Van Otten, Pacifica, Calif., 1,171
 2005 Jeanne Hester, Arlington, Texas/Marsha Goforth, Burleson, Texas, 1,169
 2004 Missy Yurs, DeKalb, Ill./Billie Hillenburg, Sycamore, Ill., 1,175
 2003 Mary Ann Jones/Jodi Jones, Glendale, Ariz., 1,208
 2002 Karen Spencer, Loves Park, Ill./Mindy Hill, Machensy, Ill., 1,206
 2001 Angie Perino/Denise Johnson, Durango, Colo., 1,152
 2000 Suanne Troy, Pierce City, Mo./Connie Gordon, Cassville, Mo., 1,153
 1999 Lois Caldwell, Oakland, Calif./June Geddes, Dunnigan, Calif., 1,235
 1998 Kathy Alleman, Glenwood City, Wis./Linda Gordon, Menomonie, Wis., and Peggy Arceneaux/Cindy Pate, Lafayette, La., 1,129
 1997 Tawnia Bryant, Filer, Idaho/Londa Stout, Kimberly, Idaho, 1,207
 1996 Linda Chapman/Linda Hollins, Fort Worth, Texas, 1,150
 1995 Billie Baria, Mobile, Ala./Janice Petty, Saraland, Ala., 1,156
 1994 Mary Ann Robinson, Moorcraft, Wyo./LaDora McPeters, Casper, Wyo., 1,164
 1993 Helen Self/Debbie Tesch, Monroe, La., 1,134
 1992 Janelle Paksi/Jo Wendling, St. Johns, Mich., 1,110
 1991 Shirley Piper/Rhonda Custer, Waynesboro, Pa., 1,150
 1990 Anna Adams/Theresa Hruskoc, Whiting, Ind., 1,164
 1989 Marianna Verdugo/Wanda Lundy, Tucson, Ariz., 1,123
 1988 Shirley Stephan/Dianna Amos, Casa Grande, Ariz., 1,068
 1987 Ann Wilson, Ashdown, Ark./Frances Scarborough, Texarkana, Ark., 1,130
 1986 Kitty Eland, Ontario, Calif./Arlene Magana, St. Chino, Calif., 1,110
 1985 Peggy O'Neal, Catlettsburg, Ky./Carole Fischer, Wayne, W.Va., 1,094
 1984 Janice Daniels/Ursula Schroeder, Elizabethtown, Ky., 1,125
 1983 Dorothy Croxton, Philadelphia/Elizabeth Richardson, Richmond, Va., 1,153
 1982 Gloria Tayek, Crystal Lake, Ill./Gayle Comerer, Elgin, Ill., 1,067
 1981 Constance Calveric, Sayre, Pa./Barbara White, Athens, Pa., 1,050
 1980 Cindy Ortiz, San Jose, Calif./Pauline Gullion, Toledo, Ohio, 1,070
 1979 Frances Unruh, Garden Grove, Calif./Diane Watts, Cypress, Calif., 1,067
 1978 Kris Ihlenfeldt, Arlington Heights, Ill./Margaret Thelander, Mount Prospect, Ill., 1,049
 1977 Betty Jo Schilling/Coralee Yeager, Lockwood, Mo., 1,088
 1976 Kay Larison/Margaret Bolyard, Hansen, Idaho, 1,098
 1975 Betty Cornelius, Prescott, Ark./Opal Baker, Blevins, Ark., 1,060
 1974 Marie Smothermon, Tyro, Kan./Doris Shaw, Coffeyville, Kan., 1,109
 1973 Judy Hiler/Jerry Thompson, Springfield, Ill., 1,109
 1972 Jerry Wise/Sue Minks, Higginsville, Mo., 1,109
 1971 June Durham/Sharon Chambers, Jacksonville, Fla., 1,088
 1970 Fern Clampitt/Marge Porter, Neodesha, Kan., 1,098
 1969 Patricia Rose/Mary Redman, Sierra Madre, Calif., 1,047
 1968 Lamar Wars/Betty Beamon, Alice, Texas, 1,105
 1967 Ann Schauer/Julia Nungesser, College Point, N.Y., 1,108
 1966 Sally Riggan, W. Monroe, La./Margie Porter, Monroe, La., 1,100
 1965 Nona Yaeger, Coos Bay, Ore./Starr Cotton, Empire, Ore., 1,135
 1964 Dona Clapsaddle/Shirley Willis, Mason City, Iowa, 1,129
 1963 Ruby Williams/Bernice Hotchkins, Gary, Ind., 1,062

SINGLES DIV 2

2009 Nicole Evans, Buena Park, Calif., 646
 2008 Candy Jones, White Plains, Md., 633
 2007 Donna Brown, Shalimar, Fla., 669

2006 Carol Hausman, Port Charlotte, Fla., 632
 2005 Carla Whitehead, Decatur, Ga., 669
 2004 Debi Richardson, Fort Worth, Texas, 654
 2003 Deborah Hockman, Downingtown, Pa., 674
 2002 Cheryl Jenkins, Chillicothe, Ohio, 664
 2001 Susan Myers, Independence, Mo., 636
 2000 Jeanne Bichler, Random Lake, Wis., 665
 1999 Carrie Spratford, Las Cruces, N.M., 681
 1998 Beth Gallant, Clay Center, Neb., 654
 1997 Roxanna Henson, Leavenowrth, Kan., 695
 1996 Janet Burrone, North Branford, Conn., 612
 1995 Peg Childers, Compton, Ill., 628
 1994 Shirley Coleman, Tucson, Ariz., 644
 1993 Cynthia Hedge, Branford, Conn., 637
 1992 Barb Davis, Mt. Morris, Ill., 655
 1991 Lorraine Schoon, Freeman, S.D., 656
 1990 Denise Brockman, Cincinnati, 642
 1989 Beverly Tays, Crawfordsville, Ind., 689
 1988 Pat Albert, Withee, Wis., 579
 1987 Luann Stavola, Atlantic Highlands, N.J., 608
 1986 Kitty Eland, Ontario, Calif., 656
 1985 Bobbi Conkin, Kingsport, Tenn., 620
 1984 Lorraine Hands, Lucan, Ontario, 635
 1983 Linda Anderson, Spanish Forks, Utah, 631
 1982 Sammie Gray, Martin, Tenn., 582
 1981 Bonnie Bowley, Savage, Md., 594
 1980 Connie Deasy, Ephrata, Wash., 583
 1979 Connie Pelloni, Louisville, Colo., 593
 1978 Faydra Austin, Miami, 618
 1977 Mary Ann Jocius, Riverdale, Md., 667
 1976 Pat Wahner, Stanfield, Ore., 647
 1975 Helen Jacobs, Valley, Neb., 609
 1974 Patti Perkins, Tacoma, Wash., 635
 1973 Marijoye Williams, San Marcos, Texas, 620
 1972 Elvadeen Parris, Edina, Mo., 587
 1971 Shyrlye White, Kansas City, Mo., 583
 1970 Mae Rose Knauf, Mason, Mich., 602
 1969 Marcia White, Rowland Heights, Calif., 607
 1968 Beatrice Harm, Enola, Pa., 610
 1967 Lillian Royer, Woodlyn, Pa., 613
 1966 Kay Riddell, New Orleans, 598
 1965 Shirley Banks, El Cerrito, Calif., 604
 1964 El Ferguson, Lansing, Mich., 650
 1963 Vivian Strout, Nashville, Tenn., 586

ALL-EVENTS DIV 2

2009 Lula Jones, Fayetteville, N.C., 1,780
 2008 Connie Beckwith, Howe, Ind., 1675
 2007 Victoria Dreher, Columbia, S.C., 1,794
 2006 Shelley Hall, Long Beach, Calif., 1,774
 2005 Judy Roberts, Meraux, La., 1,769
 2004 Vickie Martinson, Overton, Nev., 1,793
 2003 Jane Carpenter, Durham, N.C., 1,837
 2002 Sharon Ryon, Huntingtown, Md., 1,755
 2001 Linda Kious, Carpentersville, Ill., 1,773
 2000 Patty Niehaus, Will, Ill., 1,746
 1999 Carrie Spratford, Las Cruces, N.M., 1,756
 1998 Melody Goodrich, Laramie, Wyo., 1,724
 1997 Shirley Petty, Pocahontas, Ark., 1,804
 1996 Linda Boeheme, Milwaukee, 1,708
 1995 Lisa Rascon, Augusta, Ga., 1,711
 1994 Peggy Bush, Idaho Falls, Idaho, 1,727
 1993 Judy Guitreau, Geismar, La., 1,713
 1992 Sandy Woelk, Kingsville, Ontario, 1,651
 1991 Ruth Reimer, St. Catharine, Ontario, 1,661
 1990 Pamela Schmal, Winston-Salem, N.C., 1,664
 1989 Del Tkach, Bismarck, N.D., 1,671
 1988 Linda Veatch, Madera, Calif., 1,608
 1987 Kathy Burley, Bethlehem, Pa., 1,610
 1986 Kitty Eland, Ontario, Calif., 1,819
 1985 Bobbi Conkin, Kingsport, Tenn., 1,679
 1984 Janet Marsteller, Sandy Lake, Pa., 1,711
 1983 Peg Borer, Albion, Neb., 1,689
 1982 Brenda Draper, Auburn, Neb., 1,672
 1981 Doris Fletcher, Chestertown, Md., 1,618
 1980 Nadine Collins, Peotone, Ill., 1,592
 1979 Robyn Bodin, Norman, Okla., 1,611
 1978 Faydra Austin, Miami, 1,798
 1977 Mary Ann Jocius, Riverdale, Md., 1,672
 1976 Beverly Morgan, Long Beach, Calif., 1,678
 1975 Barbara Perkins, Waynesville, Mo., 1,637
 1974 Patti Perkins, Tacoma, Wash., 1,612
 1973 Bernadine Sobotta, Lansing, Ill., 1,660
 1972 Elvadeen Parris, Edina, Mo., 1,587
 1971 Kathleen Morgan, Devonshire, Bermuda, 1,624

- 1970 Mary Dixon, Abilene, Texas, 1,668
- 1969 Beverly Pluhowsky, Phoenix, 1,668
- 1968 May Monroe, Childress, Texas, 1,626
- 1967 Pat Beasley, Lansing, Mich., 1,653
- 1966 Gail Arce, Tampa, Fla., 1,644
- 1965 Trudy Hatton, N. Vancouver, British Columbia, 1,631
- 1964 Emma Randolph, Memphis, Tenn., 1,772

DIVISION 3

TEAM DIV 3

- 2009 Alley Oops, Slidell, La., 2,419
- 2008 Sassy Ladies I, Hampton, Va., 2,450
- 2007 Over 50 Virgins, Concord, N.C., 2,447
- 2006 Unbowlievables, Meridian, Idaho, 2,530
- 2005 Eastern Shore Fun Bunch, Centreville, Md., 2,420
- 2004 Teske Trucking Inc., Cokato, Minn., 2,414
- 2003 Sassy Mommas, Clarksville, Ark., 2,228
- 2002 Elkhorn Inn, Westbrook, Minn., 2,503
- 2001 Dana Epic, Stryker, Ohio, 2,445
- 2000 Bank of Rantoul, Rantoul, Ill., 2,547
- 1999 Behr Enterprise, Fulda, Minn., 2,455
- 1998 Alley Gators II, Elkton, Md., 2,389
- 1997 Plum Loco, Longmont, Colo., 2,482
- 1996 Lee'z Restaurant, Shawano, Wis., 2,438
- 1995 Z-92 Zeesters, Holbrook, Ariz., 2,380
- 1994 Arch of Wyoming, Hanna, Wyo., 2,266

DOUBLES DIV 3

- 2009 Bonnie Wefel/Lindy Wefel, Belvidere, Ill., 1,071
- 2008 Leanne Marlow, Sault Ste Marie, Mich./Laurie Clarida, Sault Ste Marie, Ontario, 1,085
- 2007 Sherri Thompson, Waldorf, Md./Lorraine Golson, Cheverly, Md., 1,065
- 2006 Sherry Brockman, Plano, Texas/Wendy Mooring, Dallas, 1,123
- 2005 Wendy Peterson, Gallatin, Mo./Susie Wynn, Blue Springs, Mo., 1,092
- 2004 Christine Sharum, Greenwood, Ark./Tanya Bullington, Fort Smith, Ark., 1,139
- 2003 Latricia Carroll, Tustin, Calif./Sylvia Perkins, Lake Forest, Calif., 1,111
- 2002 Carmen Lipscome, Elizabethtown, Ky./Rhonda Berry, Louisville, Ky., 1,119
- 2001 Esther Gurr/Tallahassee, Fla./Myrell Stokes, Woodville, Fla., 1,064
- 2000 Stephanie Strong/Bobbie Dahm, Sunnyvale, Calif., 1,119
- 1999 Penny Barnett-Keller/Susan Bennett, Evansville, Ind., 1,077
- 1998 Stafie Ochman/Terrie Szczepanik, Sault Ste. Marie, Ontario, 1,082
- 1997 Virginia Davis/Sandra Hudnall, Des Moines, Iowa, 1,106
- 1996 Roxanne Lynds, Broad Brook, Conn./Suzanne Fisher Hummelstown, Pa., 1,043
- 1995 Michelle Smith/Gloria Gillespie, Seaford, Del., 1,102
- 1994 Lindy Whillock/Amy Dubberly, Lubbock, Texas, 1,085

SINGLES DIV 3

- 2009 Sandy Green, Virginia Beach, Va., 594
- 2008 Brenda Schafer, Grass Valley, Calif., and Xiomara Rojas, Bronx, N.Y., 589
- 2007 Alice Smith, Prescott, Mich., 620
- 2006 Nancy Galinat, Harrold, S.D., 638
- 2005 Phyllis Middleton, Parsons, Kan., 579
- 2004 Denise Hosler, Elkhart, Ind., 610
- 2003 Carol Molina, Moriarty, N.M., 604
- 2002 Grace Krump, Kent, Minn., 665
- 2001 Fran Wolf, Lebanon, Ind., 612
- 2000 Carol Damlow, Hutchinson, Minn., 591
- 1999 Sharon Cook, Omaha, Neb., 590
- 1998 Betty Shaw, Cement City, Mich., 602
- 1997 Michelle Ferguson, Tacoma, Wash., 625
- 1996 Sue Tschcepe, Cypress, Texas, 574
- 1995 Mary F. Jones, Henderson, Nev., 582
- 1994 Mary Dale, Santa Monica, Calif., 616

ALL-EVENTS DIV 3

- 2009 Krissy Elvin, Lakeview, Ore., 1,615
- 2008 Nancy Massengill, Denver, N.C., 1,603
- 2007 Lori Levandowski, Milwaukee, 1,630
- 2006 Jennifer Reed, Hamilton, Va., 1,680
- 2005 Michelle Roberts, Tama, Iowa, 1,645
- 2004 Lea Hilton, Springfield, Mo., 1,659
- 2003 Melody Hamer, North Riverside, Ill., 1,625
- 2002 Grace Krump, Kent, Minn., 1,630

- 2001 Pebbles Simmons, Chalmette, La., 1,649
- 2000 Yvonne Hanneman, Rifle, Colo., 1,639
- 1999 Bethany Birkholz, Walkerton, Ind., 1,661
- 1998 Melissa Dunleavy, Spicer, Minn., 1,615
- 1997 Thelma Ugay, Jeddah, Saudi Arabia, 1,656
- 1996 Danyelee Ely, Gautier, Miss., 1,564
- 1995 Stephanie Pulda, Yuma, Ariz., 1,554
- 1994 Natalie Chohey, Alameda, Calif., 1,568

DIVISION 4

TEAM DIV 4

- 2009 Three Peaks Outfitters, Cle Elum, Wash., 2,175
- 2008 Nothin But Fun, Newburgh, Maine, 2,084
- 2007 We're Back, Rockingham, N.C., 2,181
- 2006 Bear Nasty, Monticello, Minn., 2,187
- 2005 Mishaps, Grand Junction, Iowa, 2,113
- 2004 Miss Fitts, Battle Ground, Ind., 2,226
- 2003 Prairie Gals, Cottonwood, Idaho, 2,228

DOUBLES DIV 4

- 2009 Wanda Blain, Carlisle, Pa./Tammy Smith, Dry Run, Pa., 942
- 2008 Tira DeJong/Priscilla Quinton, Olympia, Wash., 937
- 2007 Angela Anstrom, Charlotte, N.C./Vivian Thompson, Blowing Rock, N.C., 981
- 2006 Sherri Hachmeister, Lenora, Kan./Dana Knapp, Norcat, Kan., 974
- 2005 Nancy DeAngelis, Trevoze, Pa./Sandy Watkins, Oakford, Pa., 957
- 2004 Florence Martin, Galena, Kan./Billie Bilke, Riverton, Kan., 957
- 2003 Lisa Morasco/Linda Lucas, Lake Charles, La., 1,004

SINGLES DIV 4

- 2009 Joy Chauvette, Westbrook, Maine, 547
- 2008 Patricia Barrett, Arlington Heights, Ill., 544
- 2007 Connie Parson, Akron, Ohio, 589
- 2006 Barbara Dynes, New Castle, Ind., 593
- 2005 Leisa Armstrong, Crestline, Ohio, 540
- 2004 Barbara Barnett, Oliver Springs, Tenn., 564
- 2003 Molly Hardyman, Grove City, Ohio, 610

ALL-EVENTS DIV 4

- 2009 Sherry Woodhouse, Cocoa, Fla., 1,485
- 2008 Kris Romain, Madison, Wis., 1,469
- 2007 DeAnn Kubr, Columbus, Neb., 1,473
- 2006 DeAnn Kubr, Columbus, Neb., 1,557
- 2005 Nita Redding, Dallas, 1,416
- 2004 Linda Miotke, Three Forks, Mont., 1,509
- 2003 Molly Hardyman, Grove City, Ohio, 1,638

UNITED STATES BOWLING CONGRESS, INC.
STATEMENTS OF FINANCIAL POSITION
DECEMBER 31, 2021 AND 2020

ASSETS	2021	2020
CURRENT ASSETS		
Cash and Cash Equivalents	\$ 16,576,316	\$ 9,492,584
Cash and Cash Equivalents - SMART Program	443,437	-
Accounts Receivable, Net	253,033	1,018,656
Accounts Receivable, Net - SMART Program	141,812	-
Due from Related Parties	633,347	482,062
Inventory	49,819	123,447
Prepaid Expenses and Other	207,499	440,604
Total Current Assets	18,305,263	11,557,353
INVESTMENTS		
Investments, at Fair Value	23,472,037	22,321,101
Investments, at Fair Value - SMART Program	104,221,959	-
Investment in International Bowling Campus, LLC	4,547,881	4,850,091
Total Investments	132,241,877	27,171,192
NOTE RECEIVABLE	95,350	91,244
PROPERTY AND EQUIPMENT		
Furniture and Fixtures	14,065,247	13,827,735
Tournament Equipment	13,665,339	13,665,339
Vehicles	117,028	117,028
Software	4,460,756	4,212,411
Software - SMART Program	910,467	-
Construction in Progress	19,938	-
Total, at Cost	33,238,775	31,822,513
Less: Accumulated Depreciation	28,753,345	27,768,555
Less: Accumulated Depreciation - SMART Program	910,467	-
Total Property and Equipment	3,574,963	4,053,958
GOODWILL, NET OF ACCUMULATED AMORTIZATION	303,333	338,333
Total Assets	\$ 154,520,786	\$ 43,212,080

UNITED STATES BOWLING CONGRESS, INC.
STATEMENT OF ACTIVITIES
YEAR ENDED DECEMBER 31, 2021

	Without Donor Restrictions	With Donor Restrictions	Total
REVENUES			
Membership Dues	\$ 11,072,895	\$ -	\$ 11,072,895
Merchandise Sales	99,412	-	99,412
Workshops and Seminars	190,259	-	190,259
Special Events, Booths, and Concessions	156,444	-	156,444
Tournament Entry and Prize Fees	9,920,712	-	9,920,712
Tournament and Conventions Subsidy	1,919,647	-	1,919,647
Brackets	1,175,645	-	1,175,645
Advertising	312,821	-	312,821
Royalty	496,664	-	496,664
Sponsorship	467,256	-	467,256
Contributions	122,115	-	122,115
Net Investment Return	1,155,165	-	1,155,165
Net Investment Return - SMART Program	6,493,290	-	6,493,290
BowlTV	315,724	-	315,724
Other	36,467	-	36,467
PPP Loan Forgiveness	1,614,700	-	1,614,700
Bowlers Journal	125,049	-	125,049
Total Revenues	35,674,265	-	35,674,265
EXPENSES			
Salaries	6,279,281	-	6,279,281
Fringe Benefits	1,730,294	-	1,730,294
Employee Recruitment and Training	87,275	-	87,275
Temporary Agency Services	2,349,006	-	2,349,006
Professional Services	3,001,992	-	3,001,992
Professional Services - SMART Program	150,203	-	150,203
Supplies	117,721	-	117,721
Supplies - SMART Program	459	-	459
Resale Merchandise	78,493	-	78,493
Prizes	6,994,718	-	6,994,718
Awards	385,735	-	385,735
Telephone	29,217	-	29,217
Postage and Freight	1,008,992	-	1,008,992
Postage and Freight - SMART Program	1,499	-	1,499
Facilities	1,044,946	-	1,044,946
Equipment Maintenance and Repairs	616,627	-	616,627
Depreciation	984,790	-	984,790
Amortization	35,000	-	35,000
Printing	345,184	-	345,184
Printing - SMART Program	1,290	-	1,290
Promotion, Sponsorships, and Programs	315,550	-	315,550
Promotion, Sponsorships, and Programs - SMART Program	4,193	-	4,193
Travel	673,818	-	673,818
Travel - SMART Program	2,779	-	2,779
Insurance	459,697	-	459,697
Insurance - SMART Program	4,512	-	4,512
Contributions	345,209	-	345,209
Lineage and Construction	786,123	-	786,123
Earnings Allocation - SMART Program	7,000,000	-	7,000,000
Miscellaneous	158,275	-	158,275
Miscellaneous - SMART Program	1,486	-	1,486
Total Expenses	34,994,364	-	34,994,364

UNITED STATES BOWLING CONGRESS, INC.
STATEMENT OF ACTIVITIES
YEAR ENDED DECEMBER 31, 2021

	Without Donor Restrictions	With Donor Restrictions	Total
REVENUES			
Membership Dues	\$ 11,072,895	\$ -	\$ 11,072,895
Merchandise Sales	99,412	-	99,412
Workshops and Seminars	190,259	-	190,259
Special Events, Booths, and Concessions	156,444	-	156,444
Tournament Entry and Prize Fees	9,920,712	-	9,920,712
Tournament and Conventions Subsidy	1,919,647	-	1,919,647
Brackets	1,175,645	-	1,175,645
Advertising	312,821	-	312,821
Royalty	496,664	-	496,664
Sponsorship	467,256	-	467,256
Contributions	122,115	-	122,115
Net Investment Return	1,155,165	-	1,155,165
Net Investment Return - SMART Program	6,493,290	-	6,493,290
BowlITV	315,724	-	315,724
Other	36,467	-	36,467
PPP Loan Forgiveness	1,614,700	-	1,614,700
Bowlers Journal	125,049	-	125,049
Total Revenues	35,674,265	-	35,674,265
EXPENSES			
Salaries	6,279,281	-	6,279,281
Fringe Benefits	1,730,294	-	1,730,294
Employee Recruitment and Training	87,275	-	87,275
Temporary Agency Services	2,349,006	-	2,349,006
Professional Services	3,001,992	-	3,001,992
Professional Services - SMART Program	150,203	-	150,203
Supplies	117,721	-	117,721
Supplies - SMART Program	459	-	459
Resale Merchandise	78,493	-	78,493
Prizes	6,994,718	-	6,994,718
Awards	385,735	-	385,735
Telephone	29,217	-	29,217
Postage and Freight	1,008,992	-	1,008,992
Postage and Freight - SMART Program	1,499	-	1,499
Facilities	1,044,946	-	1,044,946
Equipment Maintenance and Repairs	616,627	-	616,627
Depreciation	984,790	-	984,790
Amortization	35,000	-	35,000
Printing	345,184	-	345,184
Printing - SMART Program	1,290	-	1,290
Promotion, Sponsorships, and Programs	315,550	-	315,550
Promotion, Sponsorships, and Programs - SMART Program	4,193	-	4,193
Travel	673,818	-	673,818
Travel - SMART Program	2,779	-	2,779
Insurance	459,697	-	459,697
Insurance - SMART Program	4,512	-	4,512
Contributions	345,209	-	345,209
Lineage and Construction	786,123	-	786,123
Earnings Allocation - SMART Program	7,000,000	-	7,000,000
Miscellaneous	158,275	-	158,275
Miscellaneous - SMART Program	1,486	-	1,486
Total Expenses	34,994,364	-	34,994,364

**UNITED STATES BOWLING CONGRESS, INC.
STATEMENT OF ACTIVITIES (CONTINUED)
YEAR ENDED DECEMBER 31, 2021**

	Without Donor Restrictions	With Donor Restrictions	Total
CHANGE IN NET ASSETS FROM OPERATIONS	\$ 679,901	\$ -	\$ 679,901
EQUITY IN NET LOSS OF INTERNATIONAL BOWLING CAMPUS, LLC	(302,210)	-	(302,210)
NET ASSETS OBTAINED FROM SMART MUTUAL TERMINATION AGREEMENT	18,178,314	-	18,178,314
CHANGE IN POSTRETIREMENT BENEFIT OBLIGATION, OTHER THAN PERIODIC EXPENSE	(26,964)	-	(26,964)
CHANGE IN NET ASSETS	18,529,041	-	18,529,041
Net Assets - Beginning of Year	25,742,668	-	25,742,668
NET ASSETS - END OF YEAR	<u>\$ 44,271,709</u>	<u>\$ -</u>	<u>\$ 44,271,709</u>

UNITED STATES BOWLING CONGRESS, INC.
STATEMENT OF ACTIVITIES
YEAR ENDED DECEMBER 31, 2020

	Without Donor Restrictions	With Donor Restrictions	Total
REVENUES			
Membership Dues	\$ 11,499,889	\$ -	\$ 11,499,889
Merchandise Sales	44,923	-	44,923
Workshops and Seminars	100,912	-	100,912
Special Events, Booths, and Concessions	127,357	-	127,357
Tournament Entry and Prize Fees	191,013	-	191,013
Tournament and Conventions Subsidy	209,850	-	209,850
Brackets	185	-	185
Advertising	150,415	-	150,415
Royalty	1,310,347	-	1,310,347
Sponsorship	182,524	-	182,524
Contributions	67,159	-	67,159
Net Investment Return	1,202,882	-	1,202,882
BowlTV	150,917	-	150,917
Other	577,301	-	577,301
PPP Loan Forgiveness	1,693,900	-	1,693,900
Bowlers Journal	35,242	-	35,242
Total Revenues	<u>17,544,816</u>	<u>-</u>	<u>17,544,816</u>
EXPENSES			
Salaries	6,972,811	-	6,972,811
Fringe Benefits	1,815,273	-	1,815,273
Employee Recruitment and Training	62,988	-	62,988
Temporary Agency Services	440,107	-	440,107
Professional Services	2,141,850	-	2,141,850
Supplies	103,922	-	103,922
Resale Merchandise	30,951	-	30,951
Prizes	189,635	-	189,635
Awards	363,883	-	363,883
Telephone	47,586	-	47,586
Postage and Freight	338,697	-	338,697
Facilities	1,025,260	-	1,025,260
Equipment Maintenance and Repairs	669,567	-	669,567
Depreciation	1,128,340	-	1,128,340
Amortization	11,667	-	11,667
Printing	172,036	-	172,036
Promotion, Sponsorships, and Programs	634,523	-	634,523
Travel	226,657	-	226,657
Insurance	369,900	-	369,900
Contributions	1,752,655	-	1,752,655
Lineage and Construction	232,821	-	232,821
Miscellaneous	97,232	-	97,232
Total Expenses	<u>18,828,361</u>	<u>-</u>	<u>18,828,361</u>
CHANGE IN NET ASSETS FROM OPERATIONS	(1,283,545)	-	(1,283,545)
EQUITY IN NET LOSS OF INTERNATIONAL BOWLING CAMPUS, LLC	(393,625)	-	(393,625)
CHANGE IN POSTRETIREMENT BENEFIT OBLIGATION, OTHER THAN PERIODIC EXPENSE	123,748	-	123,748
CHANGE IN NET ASSETS	(1,553,422)	-	(1,553,422)
Net Assets - Beginning of Year	<u>27,296,090</u>	<u>-</u>	<u>27,296,090</u>
NET ASSETS - END OF YEAR	<u>\$ 25,742,668</u>	<u>\$ -</u>	<u>\$ 25,742,668</u>

UNITED STATES BOWLING CONGRESS, INC.
STATEMENT OF FUNCTIONAL EXPENSES
YEAR ENDED DECEMBER 31, 2021

	Program Services	Management and General	Total
Salaries	\$ 5,151,955	\$ 1,127,326	\$ 6,279,281
Fringe Benefits	1,525,136	205,158	1,730,294
Employee Recruitment and Training	4,727	82,548	87,275
Temporary Agency Services	2,349,006	-	2,349,006
Professional Services	1,957,040	1,044,952	3,001,992
Professional Services - SMART Program	-	150,203	150,203
Supplies	112,882	4,839	117,721
Supplies - SMART Program	-	459	459
Resale Merchandise	78,493	-	78,493
Prizes	6,994,718	-	6,994,718
Awards	377,501	8,234	385,735
Telephone	29,217	-	29,217
Postage and Freight	990,900	18,092	1,008,992
Postage and Freight - SMART Program	-	1,499	1,499
Facilities	71,249	973,697	1,044,946
Equipment Maintenance and Repairs	587,875	28,752	616,627
Depreciation	837,072	147,718	984,790
Amortization	-	35,000	35,000
Printing	342,408	2,776	345,184
Printing - SMART Program	-	1,290	1,290
Promotion, Sponsorships, and Programs	245,000	70,550	315,550
Promotion, Sponsorships, and Programs - SMART Program	-	4,193	4,193
Travel	505,667	168,151	673,818
Travel - SMART Program	-	2,779	2,779
Insurance	60,467	399,230	459,697
Insurance - SMART Program	-	4,512	4,512
Contributions	255,372	89,837	345,209
Lineage and Construction	786,123	-	786,123
Earnings Allocation - SMART Program	7,000,000	-	7,000,000
Miscellaneous	156,707	1,568	158,275
Miscellaneous - SMART Program	-	1,486	1,486
Total Expenses by Function	<u>\$ 30,419,515</u>	<u>\$ 4,574,849</u>	<u>\$ 34,994,364</u>

UNITED STATES BOWLING CONGRESS, INC.
STATEMENT OF FUNCTIONAL EXPENSES
YEAR ENDED DECEMBER 31, 2020

	Program Services	Management and General	Total
Salaries	\$ 5,816,146	\$ 1,156,665	\$ 6,972,811
Fringe Benefits	1,573,373	241,900	1,815,273
Employee Recruitment and Training	48,840	14,148	62,988
Temporary Agency Services	440,107	-	440,107
Professional Services	1,209,919	931,931	2,141,850
Supplies	101,477	2,445	103,922
Resale Merchandise	30,951	-	30,951
Prizes	189,635	-	189,635
Awards	354,497	9,386	363,883
Telephone	47,586	-	47,586
Postage and Freight	334,911	3,786	338,697
Facilities	49,691	975,569	1,025,260
Equipment Maintenance and Repairs	631,807	37,760	669,567
Depreciation	959,089	169,251	1,128,340
Amortization	-	11,667	11,667
Printing	170,200	1,836	172,036
Promotion, Sponsorships, and Programs	296,151	338,372	634,523
Travel	158,275	68,382	226,657
Insurance	108,312	261,588	369,900
Contributions	1,583,707	168,948	1,752,655
Lineage and Construction	232,821	-	232,821
Miscellaneous	96,902	330	97,232
Total Expenses by Function	<u>\$ 14,434,397</u>	<u>\$ 4,393,964</u>	<u>\$ 18,828,361</u>

UNITED STATES BOWLING CONGRESS, INC.
STATEMENTS OF CASH FLOWS
YEARS ENDED DECEMBER 31, 2021 AND 2020

	2021	2020
CASH FLOWS FROM OPERATING ACTIVITIES		
Change in Net Assets	\$ 18,529,041	\$ (1,553,422)
Adjustments to Reconcile Change in Net Assets to Net Cash Provided (Used) by Operating Activities:		
Depreciation	984,790	1,128,340
Amortization	35,000	11,667
Imputed Interest Income	(4,106)	(3,929)
Decrease in Post-Retirement Benefit Obligation	(59,184)	(218,851)
Net Realized and Unrealized Gains on Investments	(7,870,860)	(592,611)
Net Assets Obtained from SMART Mutual Termination Agreement	(18,178,314)	-
Equity in Net Loss of International Bowling Campus, LLC	302,210	393,625
Effects of Changes in Operating Assets and Liabilities:		
Accounts Receivable	751,197	(963,815)
Due from Related Parties	(151,285)	(238,123)
Inventory	73,628	9,933
Prepaid Expenses and Other	233,105	(143,475)
Accounts Payable	395,704	(118,300)
Due to Related Parties	18,194	(233,523)
Accrued Liabilities	396,493	367,013
Deferred Revenue	4,266,193	(3,905,502)
Scholarship Awards Payable	8,790,079	-
Net Cash Provided (Used) by Operating Activities	8,511,885	(6,060,973)
CASH FLOWS FROM INVESTING ACTIVITIES		
Sales of Investments	46,915,469	8,500,000
Purchases of Investments	(48,244,917)	(606,201)
Purchases of Property and Equipment	(505,795)	(145,110)
Proceeds from SMART Mutual Termination Agreement	850,527	-
Purchase of Bowlers Journal	-	(350,000)
Net Cash Provided (Used) by Investing Activities	(984,716)	7,398,689
NET INCREASE IN CASH AND CASH EQUIVALENTS	7,527,169	1,337,716
Cash and Cash Equivalents - Beginning of Year	9,492,584	8,154,868
CASH AND CASH EQUIVALENTS - END OF YEAR	\$ 17,019,753	\$ 9,492,584

SUPPLEMENTAL DISCLOSURE OF NONCASH ACTIVITIES

See Note 2 for Noncash Addition of SMART's Assets and Assumption of SMART's Liabilities

UNITED STATES BOWLING CONGRESS, INC.
NOTES TO FINANCIAL STATEMENTS
DECEMBER 31, 2021 AND 2020

NOTE 1 SUMMARY OF SIGNIFICANT ACCOUNTING POLICIES

The United States Bowling Congress, Inc. (USBC) was incorporated on June 3, 2004 in the state of Wisconsin for the purposes of developing interest and participation in the sport of bowling by overseeing competition and providing programs and services to its membership. USBC also administers a scholarship program, overseen by the SMART Oversight Committee established by USBC in 2021. USBC's revenues are derived primarily from membership dues and tournament entry fees, as well as investment returns as part of administering the scholarship program. The following footnotes report information for the years ended December 31, 2021 and 2020. Significant accounting policies followed by USBC are presented below.

Use of Estimates

The preparation of financial statements in conformity with accounting principles generally accepted in the United States of America (GAAP) requires management to make estimates and assumptions that affect the reported amounts of assets and liabilities and disclosure of contingent assets and liabilities at the date of the financial statements and the reported amounts of revenues and expenses during the reporting period. Actual results could differ from those estimates.

Cash Equivalents

USBC considers all liquid investments with a maturity of three months or less when purchased to be cash equivalents.

Accounts Receivable

Accounts receivable are uncollateralized obligations. Accounts receivable are stated at the invoice amount. Payments of accounts receivable are applied to the specific invoices identified on the remittance advice or, if unspecified, to the earliest unpaid invoices or unfunded scholarships.

The carrying amount of accounts receivable is reduced by a valuation allowance that reflects management's best estimate of amounts that will not be collected. The allowance for doubtful accounts is based on a calculated percentage of sales. If there is a deterioration of credit worthiness, or actual defaults are higher than the historical experience, management's estimates of recoverability of amounts due to USBC could be adversely affected. All accounts or portions thereof deemed to be uncollectible or to require an excessive collection cost are written off to the allowance for doubtful accounts. The allowance for doubtful accounts was \$-0- at December 31, 2021 and 2020.

Inventory

Inventory consists of resale merchandise and awards and is valued at the lower of cost or net realizable value with cost determined on a first-in, first-out (FIFO) basis.

UNITED STATES BOWLING CONGRESS, INC.
NOTES TO FINANCIAL STATEMENTS
DECEMBER 31, 2021 AND 2020

NOTE 1 SUMMARY OF SIGNIFICANT ACCOUNTING POLICIES (CONTINUED)

Investments

Investments are reported at fair value. Fair value is defined as the price that would be received to sell an asset in an orderly transaction between market participants at the measurement date. See Note 5 for discussion of fair value measurements. Purchases and sales of securities are recorded on a trade-date basis. Interest income is recorded on the accrual basis. Dividends are recorded on the ex-dividend date. Realized and unrealized gains and losses on investments are included in the statements of activities as net investment return.

Risks and Uncertainties

USBC utilizes various investment instruments. Investment securities, in general, are exposed to various risks, such as interest rate, credit, and overall market volatility. Due to the level of risk associated with certain investment securities, it is reasonably possible that changes in the values of investment securities will occur in the near term and that such change could materially affect USBC's account balances and the amounts reported in the financial statements.

Investment in International Bowling Campus, LLC

USBC owns a 50% interest in International Bowling Campus, LLC (IBC). The investment is accounted for using the equity method. Under the equity method, the investment is carried at cost, adjusted for USBC's proportionate share of undistributed earnings or losses, and capital contributions and distributions.

Property and Equipment

Property and equipment over \$5,000 with a useful life three years or more are stated at cost and depreciated on the straight-line method over their estimated useful lives, which range from 3 to 20 years.

Maintenance, repairs, and replacements are generally included as expenses of operations during the year in which the expense is incurred. Cost of replacements, which constitute improvements or extend the life of the respective assets, are recorded as additions to property and equipment.

Impairment of Long-Lived Assets

USBC reviews long-lived assets for impairment whenever events or changes in circumstances indicate the carrying amount of an asset may not be recoverable. Recoverability of assets to be held and used is measured by a comparison of the carrying amount of an asset to future undiscounted net cash flows expected to be generated by the asset. If such assets are considered to be impaired, the impairment to be recognized is measured by the amount by which the carrying amount of the assets exceeds the fair value of the assets. Assets to be disposed of are reported at the lower of carrying amount or fair value less costs to sell.

UNITED STATES BOWLING CONGRESS, INC.
NOTES TO FINANCIAL STATEMENTS
DECEMBER 31, 2021 AND 2020

NOTE 1 SUMMARY OF SIGNIFICANT ACCOUNTING POLICIES (CONTINUED)

Goodwill

Goodwill is recorded when the cost of acquired businesses exceed the fair value of the identifiable net assets acquired. USBC has elected to amortize goodwill over an estimated useful life of 10 years.

Net Assets

Net assets, revenues, expenses, gains, and losses are classified based on the existence or absence of donor-imposed restrictions. However, donor-restricted contributions whose restrictions are met during the same year are directly reported as increases in net assets without donor restrictions. The net assets of USBC and changes therein are classified and reported as follows:

Net Assets Without Donor Restrictions – Net assets available for use in general operations and not subject to donor restrictions. The governing board has designated, from net assets without donor restrictions, net assets for an operating reserve.

Scholarship Awards Payable

USBC administers a scholarship program for the bowling community known as Scholarship Management and Accounting Reports for Tenpins. USBC collects, manages, and disburses scholarship funds for youth bowling scholarships. A scholarship awards payable is recorded for payments received. USBC effectively acts as an agent for these funds. Investment income is used to pay the administrative costs of operating the program. Investment income in excess of these administrative costs may be allocated to the accounts of the provider organizations.

Revenue Recognition

Revenue is recognized when performance obligations are met. Membership dues are recognized ratably over the period of membership. Unearned membership revenue is reflected as deferred revenue on the statements of financial position. Workshops and Seminars, Special Events, Booths, and Concessions, Tournament Entry and Prize Fees, Tournament and Conventions Subsidy, Brackets, and Advertising are recognized when the events are held. Tournament entry fees are collected in advance, resulting in deferred revenue (contract liability) on the statements of financial position. Royalty revenue is recognized quarterly based on use of preferred service providers and merchandise sales. Sponsorship revenue is recognized ratably over the sponsorship period. Bowlers Journal and BowlTV subscription revenue is recognized ratably over the subscription period, which provides access to either BowlTV or the Bowlers Journal.

Contributions are recognized when cash, securities or other assets, an unconditional promise to give, or notification of a beneficial interest is received. Conditional promises to give are not recognized until the conditions on which they depend have been substantially met.

UNITED STATES BOWLING CONGRESS, INC.
NOTES TO FINANCIAL STATEMENTS
DECEMBER 31, 2021 AND 2020

NOTE 1 SUMMARY OF SIGNIFICANT ACCOUNTING POLICIES (CONTINUED)

Deferred Revenue

National tournaments consist of tournament subsidies and tournament entry fees. These amounts are recognized as revenue in the period in which the event is held or the related expenses are incurred.

Membership dues are recognized in the fiscal year in which the individual receives the privileges that membership offers.

BowlTV subscriptions are recognized over the course of time which aligns with the individual subscription periods.

Bowlers Journal subscriptions are recognized over the course of time which aligns with the individual subscription periods.

Advertising

USBC expenses advertising costs as they are incurred.

Functional Allocation of Expenses

The costs of program and supporting services activities have been summarized on a natural basis in the statements of activities. The statements of functional expenses present the natural classification detail of expenses by function. Accordingly, certain costs have been allocated among the programs and supporting services benefited. The expenses that are allocated include salaries, fringe benefits, employee recruitment and training, professional services, supplies, awards, postage and freight, facilities, equipment maintenance and repairs, printing, promotion, sponsorships, and programs, travel, insurance, contributions, and miscellaneous expenses, which are allocated on the basis of estimates of time and effort.

Income Tax Status

The Internal Revenue Service (IRS) has issued a determination letter dated October 5, 2004, granting USBC an exemption from federal income tax under IRS Code Section 501(c)(3). However, income received from certain activities is subject to income tax as unrelated business income. No income tax expense has been recorded in the financial statements as cumulative unrelated business net operating loss carryforwards would offset any current tax liability. In addition, a 100% valuation allowance has been provided against the deferred tax asset resulting from the net operating loss carryforwards. Management is not aware of any items that could cause revocation of the tax-exempt status.

Reclassification

Certain items in the 2020 financial statements have been reclassified, with no effect on previously reported net assets and changes in net assets, to conform with the current year presentation.

**UNITED STATES BOWLING CONGRESS, INC.
NOTES TO FINANCIAL STATEMENTS
DECEMBER 31, 2021 AND 2020**

NOTE 1 SUMMARY OF SIGNIFICANT ACCOUNTING POLICIES (CONTINUED)

Accounting Pronouncements

In February 2016, the Financial Accounting Standards Board (FASB) issued *Accounting Standards Update (ASU) 2016-02, Leases (Topic 842)*, which is expected to increase transparency and comparability among organizations. The core principle of this guidance is that a lessee should recognize the assets and liabilities that arise from leases. The standard requires lessees to reflect most leases on their balance sheet as lease liabilities with a corresponding right-of-use asset, while leaving presentation of lease expense in the statement of income largely unchanged. The standard also eliminates the real-estate specific provisions that exist under current GAAP and modifies the classification criteria and accounting which lessors must apply to sales-type and direct financing leases. In June 2020, the FASB approved the delay of the effective date of ASU 2016-02 through issuance of ASU 2020-05, *Revenue from Contracts with Customers (Topic 606) and Leases (Topic 842): Effective Dates for Certain Entities*. The lease guidance is now effective for USBC's year ending December 31, 2022. Management will be evaluating the effects of the new standard.

NOTE 2 SMART MUTUAL TERMINATION AGREEMENT

On January 14, 2021, SMART Bowling Scholarship Funding Corporation (SMART) and USBC entered a Mutual Termination Agreement to terminate the March 23, 2010 Agreement (Initial Agreement) between the parties. On January 15, 2021, the initial Agreement was terminated, and SMART was subsequently dissolved. All of SMART's assets and liabilities were assumed by USBC. USBC subsequently established the SMART Oversight Committee to oversee the SMART operations as a program of USBC.

In connection with the Mutual Termination Agreement, USBC received the following assets and assumed the following liabilities:

Assets	
Cash and Cash Equivalents	\$ 850,527
Accounts Receivable	127,386
Interest Income Receivable	191,982
Investments, at Fair Value	95,980,605
Total Assets	<u>\$ 97,150,500</u>
Liabilities	
Accounts Payable	\$ 63,682
Scholarship Awards Payable	78,908,504
Total Liabilities	<u>\$ 78,972,186</u>

USBC recognized the \$18,178,314 excess of assets received over liabilities assumed as an in-kind contribution. This amount is presented as "net assets obtained from SMART mutual termination agreement" on the statement of activities for the year ended December 31, 2021.

**UNITED STATES BOWLING CONGRESS, INC.
NOTES TO FINANCIAL STATEMENTS
DECEMBER 31, 2021 AND 2020**

NOTE 3 LIQUIDITY AND AVAILABILITY

USBC's liquidity goal is to have sufficient assets available to meet operational expenditures for a 9-month period. USBC regularly reviews the liquidity required to meet the ongoing needs for membership, governance, research, and the services needed to support those functions. Various forms of funds are available which include cash, marketable investment securities, expected collections of receivables, and a commercial line of credit (see Note 14).

For the purpose of analyzing available resources, USBC reviews assets not covered by donor restrictions or restricted for future use. USBC also excludes assets related to the SMART program from their liquidity and availability calculation, which are overseen by the SMART Oversight Committee and designated for the ongoing needs of administering a scholarship program for the bowling community and the other services needed to support that function. As of December 31, 2021 and 2020, the following financial assets could readily be made available within one year of the statement of financial position date to meet general expenditures:

	<u>2021</u>	<u>2020</u>
Cash and Cash Equivalents	\$ 16,576,316	\$ 9,492,584
Accounts Receivable, Net	253,033	1,018,656
Due From Related Parties	633,347	482,062
Investments, at Fair Value	<u>23,472,037</u>	<u>22,321,101</u>
	40,934,733	33,314,403
Less Board-Designated Reserve	<u>(14,146,613)</u>	<u>(13,089,750)</u>
Financial Assets Available to Meet General Expenditures Within One Year	<u>\$ 26,788,120</u>	<u>\$ 20,224,653</u>

USBC maintains the investments above in investment vehicles that allow access to these funds for satisfaction of current liabilities.

USBC's Board Designated Reserve consists of investments internally designated for specific purposes. Although USBC does not intend to spend this board-designated reserve within the next year, these amounts could be made available if necessary.

In addition to financial assets available to meet operational expenditures, USBC operates with a balanced budget to ensure that the entity can meet current and future obligations. USBC believes that future revenues will be sufficient to cover expenditures without materially impacting the entity's liquidity.

UNITED STATES BOWLING CONGRESS, INC.
NOTES TO FINANCIAL STATEMENTS
DECEMBER 31, 2021 AND 2020

NOTE 4 INVESTMENTS

Investments consist of the following at December 31:

	<u>2021</u>	<u>2020</u>
Interest-Bearing Cash	\$ 8,598,132	\$ 8,944,289
Interest-Bearing Cash - SMART Program	855,579	-
Equities	3,301,031	2,409,828
Mutual Funds	11,572,874	10,966,984
Mutual Funds - SMART Program	67,485,123	-
Hedge Fund - SMART Program	30,153,295	-
Limited Partnerships - SMART Program	5,727,962	-
Total Investments	<u>\$ 127,693,996</u>	<u>\$ 22,321,101</u>

NOTE 5 FAIR VALUE MEASUREMENTS

GAAP establishes a framework for measuring fair value. That framework provides a fair value hierarchy that prioritizes the inputs to valuation techniques used to measure fair value. The hierarchy gives the highest priority to unadjusted quoted prices in active markets for identical assets or liabilities (Level 1 measurements) and the lowest priority to unobservable inputs (Level 3 measurements). The three levels of the fair value hierarchy under GAAP are described as follows:

Level 1 – Inputs to the valuation methodology are unadjusted quoted prices for identical assets or liabilities in active markets.

Level 2 – Inputs to the valuation methodology include:

- quoted prices for similar assets or liabilities in active markets;
- quoted prices for identical or similar assets or liabilities in inactive markets;
- inputs other than quoted prices that are observable for the asset or liability;
- inputs that are derived principally from or corroborated by observable market data by correlation or other means.

If the asset or liability has a specified (contractual) term, the Level 2 input must be observable for substantially the full term of the asset or liability.

Level 3 – Inputs to the valuation methodology are unobservable and significant to the fair value measurement.

The asset or liability's fair value measurement level within the fair value hierarchy is based on the lowest level of any input that is significant to the fair value measurement. Valuation techniques used need to maximize the use of observable inputs and minimize the use of unobservable inputs.

Following is a description of the valuation methodologies used for assets measured at fair value.

UNITED STATES BOWLING CONGRESS, INC.
NOTES TO FINANCIAL STATEMENTS
DECEMBER 31, 2021 AND 2020

NOTE 5 FAIR VALUE MEASUREMENTS (CONTINUED)

Equities: Valued based on the closing price reported in the active market in which the individual security is traded.

Mutual Funds: Valued based on quoted market prices, which represent the net asset value (NAV) of shares held by USBC at year-end.

Hedge Fund: Valued based on the NAV per unit (or its equivalent) based upon the fair value of the underlying investments. NAV is used as a practical expedient to estimate fair value. The investment strategy of the hedge fund is to maximize long-term total return, consistent with prudent investment management. The fund seeks to achieve its objective by investing in at least 70% in other commingled investment vehicles, in investment grade debt and fixed income securities rated at the time of purchase at least Baa3 or BBB- by a nationally recognized rating agency. USBC has no additional committed capital obligations.

Limited Partnerships: USBC is invested in four limited partnerships. The limited partnerships are valued at an amount equal to the ownership interest in the partners' capital, NAV, used as a practical expedient to estimate fair value. Two partnerships have a 10-year term after final closing, subject to two two-year extensions at the election of the General Partner. The investment strategy of these two limited partnerships is to achieve attractive risk-adjusted returns relative to more liquid fixed income alternatives, with an emphasis on current income and preservation of capital. The fund seeks to achieve its objective primarily by investing in senior secured, floating rate middle market loans, through wholly and partially owned holding companies and other investment vehicles.

One partnership will continue until July 31, 2031, subject to three one-year extensions at the election of the General Partner. The investment strategy of this limited partnership is to generate significant returns principally through long-term capital appreciation, by making, holding and disposing of privately negotiated equity and equity related investments in venture capital and private equity partnerships and operating companies, primarily in the healthcare, information technology, communications, and digital asset industries.

The last partnership is open-ended, allowing USBC to withdraw or submit a repurchase request at the end of the 3-year quarter date. The investment strategy of this limited partnership is to net 8%-10% yields through long-term leases on investments in long-lived, capital-intensive transportation assets (aircraft, rail, maritime, vehicles, equipment and energy logistics).

In each limited partnership, USBC may not sell, assign, or transfer its interest except with prior written consent of the General Partner. Withdrawals of capital are not permitted except in limited instances.

UNITED STATES BOWLING CONGRESS, INC.
NOTES TO FINANCIAL STATEMENTS
DECEMBER 31, 2021 AND 2020

NOTE 5 FAIR VALUE MEASUREMENTS (CONTINUED)

The methods described above may produce a fair value calculation that may not be indicative of net realizable value or reflective of future fair values. Furthermore, while USBC believes its valuation methods are appropriate and consistent with other market participants, the use of different methodologies or assumptions to determine the fair value of certain financial instruments could result in a different fair value measurement at the reporting date.

The following table sets forth by level, within the fair value hierarchy, USBC's assets at fair value as of December 31:

	2021			Total
	Level 1	Level 2	Level 3	
Assets at Fair Value				
Equities	\$ 3,301,031	\$ -	\$ -	\$ 3,301,031
Mutual Funds				
International - SMART Program	15,386,472	-	-	15,386,472
Small cap - SMART Program	8,521,117	-	-	8,521,117
Mid Cap	98,082	-	-	98,082
Mid Cap - SMART Program	4,299,419	-	-	4,299,419
Large Cap	449,435	-	-	449,435
Large Cap - SMART Program	20,084,656	-	-	20,084,656
Fixed Income	7,577,677	-	-	7,577,677
Fixed Income - SMART Program	19,193,459	-	-	19,193,459
Allocation	3,447,680	-	-	3,447,680
Total Assets at Fair Value	<u>\$ 82,359,028</u>	<u>\$ -</u>	<u>\$ -</u>	82,359,028
Assets Valued at NAV				
Hedge Fund - SMART Program				30,153,295
Limited Partnerships - SMART Program				5,727,962
Total Assets at NAV				<u>35,881,257</u>
Assets Not Valued Under Fair Value Measurements				
Interest-Bearing Cash				8,598,132
Interest-Bearing Cash - SMART Program				855,579
Total Investments				<u>\$ 127,693,996</u>

**UNITED STATES BOWLING CONGRESS, INC.
NOTES TO FINANCIAL STATEMENTS
DECEMBER 31, 2021 AND 2020**

NOTE 5 FAIR VALUE MEASUREMENTS (CONTINUED)

	2020			Total
	Level 1	Level 2	Level 3	
Assets at Fair Value				
Equities	\$ 2,409,828	\$ -	\$ -	\$ 2,409,828
Mutual Funds				
Mid Cap	85,112	-	-	85,112
Large Cap	569,431	-	-	569,431
Fixed Income	6,547,539	-	-	6,547,539
Allocation	3,764,902	-	-	3,764,902
Total Assets at Fair Value	<u>\$ 13,376,812</u>	<u>\$ -</u>	<u>\$ -</u>	<u>13,376,812</u>
Assets Not Valued Under Fair Value Measurements				
Interest-Bearing Cash				8,944,289
Total Investments				<u>\$ 22,321,101</u>

NOTE 6 INVESTMENT IN INTERNATIONAL BOWLING CAMPUS, LLC

IBC holds title to the land and building which USBC uses as its national headquarters. No capital distributions were declared or capital contributions required during the years ended December 31, 2021 and 2020. Summarized financial information for IBC for the years ended December 31 is shown below.

	2021	2020
Total Assets	\$ 9,173,931	\$ 9,746,301
Total Liabilities	687,371	655,321
Net Assets - Without Donor Restrictions	<u>\$ 8,486,560</u>	<u>\$ 9,090,980</u>
Decrease in Net Assets	<u>\$ (604,420)</u>	<u>\$ (787,250)</u>

NOTE 7 GOODWILL

During the year ended December 31, 2020, USBC purchased the *Bowlers Journal International* magazine, *Pro Shop Operator* magazine and its related business operations, including Bowlers Journal Championships bowling tournament for \$350,000. No identifiable net assets were acquired by USBC through this purchase. Therefore, \$350,000 was attributed to goodwill at the time of purchase. The statement of financial position includes \$303,333 and \$338,333 of goodwill, net of \$46,667 and \$11,667 of accumulated amortization as of December 31, 2021 and 2020, respectively, and the statement of activities includes \$35,000 and \$11,667 of related amortization expense for the years ended December 31, 2021 and 2020, respectively.

UNITED STATES BOWLING CONGRESS, INC.
NOTES TO FINANCIAL STATEMENTS
DECEMBER 31, 2021 AND 2020

NOTE 8 POSTRETIREMENT BENEFIT OBLIGATION

USBC provides defined benefit postretirement health and life benefits to certain current and former employees. Covered employees became eligible for these benefits at retirement after meeting minimum age and service requirements.

The postretirement health care plan is unfunded. The following reconciles the change in accumulated benefit obligation and the amounts included in the statements of financial position at December 31:

	<u>2021</u>	<u>2020</u>
Benefit Obligation - Beginning of Year	\$ 933,147	\$ 1,151,998
Interest Cost	23,678	29,193
Benefits Paid	(92,223)	(89,442)
Actuarial (Gain) Loss	9,361	(158,602)
Total Accrued Postretirement Benefit Obligation	<u>873,963</u>	<u>933,147</u>
Less: Current Portion	<u>(89,000)</u>	<u>(87,000)</u>
Long-Term Accrued Postretirement Benefit Obligation	<u>\$ 784,963</u>	<u>\$ 846,147</u>

In accordance with GAAP, all previously unrecognized actuarial gains or losses are reflected in the statements of financial position. The plan items not yet recognized as a component of periodic plan expenses, but included as a charge to change in net assets at December 31 are as follows:

	<u>2021</u>	<u>2020</u>
Cumulative Changes - Beginning of Year	\$ (231,882)	\$ (108,134)
Actuarial Change and Current Year (Increase) Decrease in Net Assets	<u>26,964</u>	<u>(123,748)</u>
Cumulative Changes - End of Year	<u>\$ (204,918)</u>	<u>\$ (231,882)</u>

Net periodic postretirement benefit cost (credit) for the years ended December 31 included the following components:

	<u>2021</u>	<u>2020</u>
Interest Cost	\$ 23,678	\$ 29,193
Amortization of Net Gain from Prior Periods	<u>(17,603)</u>	<u>(34,307)</u>
Periodic Postretirement Benefit Cost (Credit)	<u>\$ 6,075</u>	<u>\$ (5,114)</u>

UNITED STATES BOWLING CONGRESS, INC.
NOTES TO FINANCIAL STATEMENTS
DECEMBER 31, 2021 AND 2020

NOTE 8 POST RETIRMENT BENEFIT OBLIGATION (CONTINUED)

The following benefit payments, which reflect expected future service, as appropriate, are expected to be paid as follows:

<u>Year Ending December 31,</u>	<u>Amount</u>
2022	\$ 89,000
2023	104,000
2024	80,000
2025	74,000
2026	67,000
2027-2031	252,000

The assumptions used to develop the present value of the accumulated postretirement benefit obligation is as follows:

	<u>2021</u>	<u>2020</u>
Discount Rate	2.75%	2.50%
Health Care Cost Trend Rate for the New Year	5.0 to 7.0%	5.0 to 7.0%

The health care cost trend rate assumption has a significant effect on the amounts reported. The health care cost trend rate used to value the accumulated postretirement benefit obligation is 7.0% for 2021 and 2020, with an ultimate rate of 5.0%.

NOTE 9 RETIREMENT PLANS

USBC participates in a 401(k) retirement plan, along with Bowling Proprietors' Association of America, Inc. (BPAA), International Bowling Museum and Hall of Fame, Inc. (IBM&HF), IBC, and IBC Youth Bowling, Inc. (IBCYB), available to all employees who have reached the age of 21 and completed one month of service. Employees may contribute to their accounts up to the annual amount allowed by law. USBC matches 100% of the first 3% of employee contributions, plus 50% of the next 2% of the employee's contribution.

Total contribution expense recorded under the plan was \$198,768 and \$215,398 for the years ended December 31, 2021 and 2020, respectively.

UNITED STATES BOWLING CONGRESS, INC.
NOTES TO FINANCIAL STATEMENTS
DECEMBER 31, 2021 AND 2020

NOTE 10 REVENUE

The following tables shows USBC's revenue disaggregated according to the timing of the transfer of goods or services:

Revenue Recognized at a Point in Time	2021	2020
Merchandise Sales	\$ 99,412	\$ 44,923
Workshops and Seminars	190,259	100,912
Special Events, Booths, and Concessions	33,520	1,182
Tournament Entry and Prize Fees	9,920,712	191,013
Tournament and Conventions Subsidy	1,919,647	209,850
Brackets	1,175,645	185
Advertising	312,821	150,415
Royalty	496,664	1,310,347
Total Revenue Recognized at a Point in Time	\$ 14,148,680	\$ 2,008,827
Revenue Recognized over Time		
Membership Dues	\$ 11,072,895	\$ 11,499,889
Special Events, Booths, and Concessions	122,924	126,175
Sponsorship	467,256	182,524
Other	36,467	577,301
BowlTV	315,724	150,917
Bowlers Journal	125,049	35,242
Total Revenue Recognized over Time	\$ 12,140,315	\$ 12,572,048

USBC's contract assets and liabilities are comprised of the following at December 31:

	2021	2020	2019
Contract Assets - Receivables			
Tournament Entry and Prize Fees	\$ 55,045	\$ 98,392	\$ -
Tournament and Conventions Subsidy	102,000	-	-
Royalty	22,053	877,569	-
BowlTV Subscriptions	28,865	16,527	-
Other	44,861	26,073	54,625
Total Contract Assets	\$ 252,824	\$ 1,018,561	\$ 54,625
Contract Liabilities - Deferred Revenues			
National Tournaments	\$ 11,947,596	\$ 8,983,364	\$ 10,507,492
Tournament Subsidy	710,000	751,000	626,000
Membership Dues	5,605,293	4,305,257	6,902,603
BowlTV Subscriptions	68,123	43,407	37,379
Bowlers Journal Subscriptions	103,153	84,944	-
Total Contract Liabilities	\$ 18,434,165	\$ 14,167,972	\$ 18,073,474

UNITED STATES BOWLING CONGRESS, INC.
NOTES TO FINANCIAL STATEMENTS
DECEMBER 31, 2021 AND 2020

NOTE 11 SIGNIFICANT ESTIMATES, CONCENTRATIONS, AND CONTINGENCIES

GAAP requires disclosure of information about certain significant estimates and current vulnerabilities due to certain concentrations. These matters include the following:

Reserve for Self-Insurance

Under its self-insurance plan, USBC accrues the estimated expense of health care claims costs based on claims filed subsequent to year-end and an additional amount for incurred but not yet reported claims based on prior experience. Accruals for such costs of \$106,455 and \$93,828 are included in accrued liabilities at December 31, 2021 and 2020, respectively. Claims payments based on actual claims ultimately filed could differ materially from these estimates.

Concentration of Credit Risk

USBC maintains the majority of its cash and investments in two commercial banks. Balances on deposit are insured by the Federal Deposit Insurance Corporation up to specified limits. Balances in excess of these limits are uninsured.

NOTE 12 RELATED PARTY TRANSACTIONS

BPAA is represented by two members on the USBC board of directors. For various shared costs, USBC has a receivable of \$203,497 and \$133,328 from BPAA as of December 31, 2021 and 2020, respectively. BPAA provided \$542,902 and \$267,159 to USBC during the years ended December 31, 2021 and 2020, respectively, for operations.

USBC is represented by one member on Contemporary Bowling Association's (CBA) board of directors and appoints a second. USBC has a receivable from CBA of \$5,674 and a payable to CBA of \$12,068 as of December 31, 2021 and 2020, respectively. USBC provided \$242,599 and \$240,000 for operations to CBA for the years ended December 31, 2021 and 2020, respectively.

USBC provides certain shared services to IBM&HF. USBC has a payable to IBM&HF of \$299 and \$1,299 as of December 31, 2021 and 2020, respectively. USBC contributed \$80,603 and \$72,534 to IBM&HF for the years ended December 31, 2021 and 2020, respectively.

Effective February 1, 2018, USBC provided IBM&HF a \$100,000 loan at 0% interest. Full payment is due February 1, 2023. Imputed interest income is included on the statement of activities in the amount of \$4,106 and \$3,929 for the years ended December 31, 2021 and 2020, respectively. The rate used to calculate the imputed interest on the loan is 4.5%. The outstanding loan is presented on the statement of financial position as a note receivable, net of an unamortized discount of \$4,650 and \$8,756 as of December 31, 2021 and 2020, respectively.

UNITED STATES BOWLING CONGRESS, INC.
NOTES TO FINANCIAL STATEMENTS
DECEMBER 31, 2021 AND 2020

NOTE 12 RELATED PARTY TRANSACTIONS (CONTINUED)

IBCYB is represented by two members of the USBC board of directors. USBC has a payable to IBCYB of \$31,262 and a receivable from IBCYB of \$4,706 as of December 31, 2021 and 2020, respectively. USBC contributed \$16,276 to IBCYB during the years ended December 31, 2021 and 2020, respectively.

USBC leases its facilities from IBC under a noncancelable operating lease agreement. The lease includes automatic extensions for one-year terms until cancelled by either party. Rent payments under the lease include an annual base rent of \$1 per year and USBC's proportionate share of taxes and operating expenses in accordance with the agreement, which is determined to be the equivalent of market rate rent. Rent payments to IBC totaled \$968,328 and \$969,336 for the years ended December 31, 2021 and 2020, respectively. USBC also provides IBC with the use of various employees at no cost, resulting in an in-kind contribution of \$80,975 for each of the years ended December 31, 2021 and 2020. USBC has a receivable from IBC of \$424,176 and \$342,764 as of December 31, 2021 and 2020, respectively.

NOTE 13 COMMITMENTS

USBC has entered into agreements to sponsor various events through 2022. Committed amounts related to these agreements for the future events are approximately \$125,000 at December 31, 2021.

On July 1, 2017, USBC's SMART Oversight Committee invested in a limited partnership. As part of this investment, USBC has committed \$2,000,000 in future contributions to be called upon at the discretion of the General Partner. As of December 31, 2021, USBC has contributed \$1,750,000 of their \$2,000,000 committed capital. USBC's unfunded committed capital as of December 31, 2021 and 2020 is \$250,000 and \$250,000, respectively.

On December 13, 2019, USBC's SMART Oversight Committee invested in a limited partnership. As part of this investment, USBC has committed \$1,000,000 in future contributions to be called upon at the discretion of the General Partner. As of December 31, 2021, USBC has contributed \$900,000 of its committed capital. USBC's unfunded committed capital as of December 31, 2021 and 2020 is \$100,000 and \$500,000, respectively.

NOTE 14 LINE OF CREDIT

USBC has a \$4,000,000 revolving line of credit agreement with a bank. Borrowings under the line of credit bear interest at 3.50% and 3.25% as of December 31, 2021 and 2020, respectively. The line is unsecured and matures on September 26, 2022. No borrowings on the line of credit were outstanding at December 31, 2021 and 2020.

UNITED STATES BOWLING CONGRESS, INC.
NOTES TO FINANCIAL STATEMENTS
DECEMBER 31, 2021 AND 2020

NOTE 15 LEASES

USBC leases office equipment under various operating leases expiring at various dates through 2023.

Future minimum lease payments are as follows:

<u>Year Ending December 31,</u>	<u>Amount</u>
2022	\$ 91,426
2023	41,613
Total Minimum Lease Payments	\$ 133,039

NOTE 16 PAYCHECK PROTECTION PROGRAM LOAN FORGIVENESS

In January 2021, USBC received proceeds in the amount of \$1,614,700 from Frost Bank to fund payroll, rent, utilities, and interest on mortgages and existing debt through the Paycheck Protection Program (Second PPP Loan). The Second PPP Loan bears interest at a fixed rate of 1.0% per annum, has a term of five years, and is unsecured and guaranteed by the U.S. Small Business Administration (SBA). Payment of principal and interest is deferred until the date on which the amount of forgiveness is remitted by the SBA to the lender or, if the USBC fails to apply for forgiveness within 10 months after the covered period, then payment of principal and interest shall begin on that date. These amounts are subject to forgiveness based on compliance with program requirements and approval by the SBA.

The Second PPP Loan was forgiven by the SBA on December 20, 2021. Therefore, USBC was legally released from the debt and the loan forgiveness has been recognized as a contribution on the statement of activities during the year ended December 31, 2021.

In April 2020, USBC received proceeds in the amount of \$1,693,900 from Frost Bank to fund payroll, rent, utilities, and interest on mortgages and existing debt through the Paycheck Protection Program (First PPP Loan). The First PPP Loan bears interest at a fixed rate of 1.0% per annum, has a term of two years, and is unsecured and guaranteed by the SBA. Payment of principal and interest is deferred until the date on which the amount of forgiveness is remitted by the SBA to the lender or, if the USBC fails to apply for forgiveness within 10 months after the covered period, then payment of principal and interest shall begin on that date. These amounts are subject to forgiveness based on compliance with program requirements and approval by the SBA.

The First PPP Loan was forgiven by the SBA on December 2, 2020. Therefore, USBC was legally released from the debt and the loan forgiveness has been recognized as a contribution on the statement of activities during the year ended December 31, 2020.

The SBA may review funding eligibility and usage of funds for compliance with program requirements based on dollar thresholds and other factors. The amount of liability, if any, from potential noncompliance cannot be determined with certainty; however, management is of the opinion that any review will not have a material adverse impact on USBC's financial position.

UNITED STATES BOWLING CONGRESS, INC.
NOTES TO FINANCIAL STATEMENTS
DECEMBER 31, 2021 AND 2020

NOTE 17 SUBSEQUENT EVENTS

Management evaluated subsequent events through June 24, 2022, the date the financial statements were available to be issued. Events or transactions occurring after December 31, 2021, but prior to June 24, 2022 that provided additional evidence about conditions that existed at December 31, 2021, have been recognized in the financial statements for the year ended December 31, 2021. Events or transactions that provided evidence about conditions that did not exist at December 31, 2021, but arose before the financial statements were available to be issued, have not been recognized in the financial statements for the year ended December 31, 2021.

UNITED STATES BOWLING CONGRESS, INC.
COMBINING STATEMENT OF FINANCIAL POSITION
DECEMBER 31, 2021
(SEE INDEPENDENT AUDITORS' REPORT)

ASSETS	USBC, Excluding SMART Program	SMART Program	Combining Entries	Total
CURRENT ASSETS				
Cash and Cash Equivalents	\$ 16,576,316	\$ 443,437	\$ -	\$ 17,019,753
Accounts Receivable, Net	253,033	141,812	-	394,845
Due from Related Parties	688,157	-	(54,810)	633,347
Inventory	49,819	-	-	49,819
Prepaid Expenses and Other	207,499	-	-	207,499
Total Current Assets	<u>17,774,824</u>	<u>585,249</u>	<u>(54,810)</u>	<u>18,305,263</u>
INVESTMENTS				
Investments, at Fair Value	23,472,037	104,221,959	-	127,693,996
Investment in International Bowling Campus, LLC	4,547,881	-	-	4,547,881
Total Investments	<u>28,019,918</u>	<u>104,221,959</u>	<u>-</u>	<u>132,241,877</u>
NOTE RECEIVABLE	95,350	-	-	95,350
PROPERTY AND EQUIPMENT				
Furniture and Fixtures	14,065,247	-	-	14,065,247
Tournament Equipment	13,665,339	-	-	13,665,339
Vehicles	117,028	-	-	117,028
Software	4,460,756	910,467	-	5,371,223
Construction in Progress	19,938	-	-	19,938
Total, at Cost	<u>32,328,308</u>	<u>910,467</u>	<u>-</u>	<u>33,238,775</u>
Less: Accumulated Depreciation	28,753,345	910,467	-	29,663,812
Total Property and Equipment	<u>3,574,963</u>	<u>-</u>	<u>-</u>	<u>3,574,963</u>
GOODWILL, NET OF ACCUMULATED AMORTIZATION	303,333	-	-	303,333
Total Assets	<u>\$ 49,768,388</u>	<u>\$ 104,807,208</u>	<u>\$ (54,810)</u>	<u>\$ 154,520,786</u>

UNITED STATES BOWLING CONGRESS, INC.
COMBINING STATEMENT OF FINANCIAL POSITION (CONTINUED)
DECEMBER 31, 2021
(SEE INDEPENDENT AUDITORS' REPORT)

LIABILITIES AND NET ASSETS	USBC, Excluding SMART Program	SMART Program	Combining Entries	Total
CURRENT LIABILITIES				
Accounts Payable	\$ 665,413	\$ 38,646	\$ -	\$ 704,059
Due to Related Parties	31,561	54,810	(54,810)	31,561
Accrued Liabilities	2,506,746	-	-	2,506,746
Current Portion of Postretirement Benefit Obligation	89,000	-	-	89,000
Current Portion of Deferred Revenue - Tournament Subsidy	200,000	-	-	200,000
Current Portion of Scholarship Awards Payable	-	5,402,217	-	5,402,217
Deferred Revenue - National Tournaments	11,947,596	-	-	11,947,596
Deferred Revenue - Membership Dues	5,605,293	-	-	5,605,293
Deferred Revenue - BowITV Subscriptions	68,123	-	-	68,123
Deferred Revenue - Bowlers Journal Subscriptions	103,153	-	-	103,153
Total Current Liabilities	<u>21,216,885</u>	<u>5,495,673</u>	<u>(54,810)</u>	<u>26,657,748</u>
LONG-TERM LIABILITIES				
Deferred Revenue - Tournament Subsidy, Less Current Portion Above	510,000	-	-	510,000
Postretirement Benefit Obligation, Less Current Portion Above	784,963	-	-	784,963
Scholarship Awards Payable	-	82,296,366	-	82,296,366
Total Long-Term Liabilities	<u>1,294,963</u>	<u>82,296,366</u>	<u>-</u>	<u>83,591,329</u>
Total Liabilities	22,511,848	87,792,039	(54,810)	110,249,077
NET ASSETS				
Without Donor Restrictions				
Undesignated	13,109,927	-	-	13,109,927
Board-Designated for SMART Program	-	17,015,169	-	17,015,169
Board-Designated Operating Reserve	14,146,613	-	-	14,146,613
Total Net Assets	<u>27,256,540</u>	<u>17,015,169</u>	<u>-</u>	<u>44,271,709</u>
Total Liabilities and Net Assets	<u>\$ 49,768,388</u>	<u>\$ 104,807,208</u>	<u>\$ (54,810)</u>	<u>\$ 154,520,786</u>

UNITED STATES BOWLING CONGRESS, INC.
COMBINING STATEMENT OF ACTIVITIES
YEAR ENDED DECEMBER 31, 2021
(SEE INDEPENDENT AUDITORS' REPORT)

	USBC, Excluding SMART Program	SMART Program	Combining Entries	Total
REVENUES				
Membership Dues	\$ 11,072,895	\$ -	\$ -	\$ 11,072,895
Merchandise Sales	99,412	-	-	99,412
Workshops and Seminars	190,259	-	-	190,259
Special Events, Booths, and Concessions	156,444	-	-	156,444
Tournament Entry and Prize Fees	9,920,712	-	-	9,920,712
Tournament and Conventions Subsidy	1,919,647	-	-	1,919,647
Brackets	1,175,645	-	-	1,175,645
Advertising	312,821	-	-	312,821
Royalty	496,664	-	-	496,664
Sponsorship	467,256	-	-	467,256
Contributions	122,115	-	-	122,115
Net Investment Return	1,155,165	6,493,290	-	7,648,455
Bow/TV	315,724	-	-	315,724
Other	526,481	-	(490,014)	36,467
PPP Loan Forgiveness	1,614,700	-	-	1,614,700
Bowlers Journal	125,049	-	-	125,049
Total Revenues	<u>29,670,989</u>	<u>6,493,290</u>	<u>(490,014)</u>	<u>35,674,265</u>
EXPENSES				
Salaries	6,279,281	-	-	6,279,281
Fringe Benefits	1,730,294	-	-	1,730,294
Employee Recruitment and Training	87,275	-	-	87,275
Temporary Agency Services	2,349,006	-	-	2,349,006
Professional Services	3,001,992	640,217	(490,014)	3,152,195
Supplies	117,721	459	-	118,180
Resale Merchandise	78,493	-	-	78,493
Prizes	6,994,718	-	-	6,994,718
Awards	385,735	-	-	385,735
Telephone	29,217	-	-	29,217
Postage and Freight	1,008,992	1,499	-	1,010,491
Facilities	1,044,946	-	-	1,044,946
Equipment Maintenance and Repairs	616,627	-	-	616,627
Depreciation	984,790	-	-	984,790
Amortization	35,000	-	-	35,000
Printing	345,184	1,290	-	346,474
Promotion, Sponsorships, and Programs	315,550	4,193	-	319,743
Travel	673,818	2,779	-	676,597
Insurance	459,697	4,512	-	464,209
Contributions	345,209	-	-	345,209
Lineage and Construction	786,123	-	-	786,123
Earnings Allocation	-	7,000,000	-	7,000,000
Miscellaneous	158,275	1,486	-	159,761
Total Expenses	<u>27,827,943</u>	<u>7,656,435</u>	<u>(490,014)</u>	<u>34,994,364</u>
CHANGE IN NET ASSETS FROM OPERATIONS	1,843,046	(1,163,145)	-	679,901
EQUITY IN NET LOSS OF INTERNATIONAL BOWLING CAMPUS, LLC	(302,210)	-	-	(302,210)
NET ASSETS OBTAINED FROM SMART MUTUAL TERMINATION AGREEMENT	-	-	18,178,314	18,178,314
CHANGE IN POSTRETIREMENT BENEFIT OBLIGATION, OTHER THAN PERIODIC EXPENSE	(26,964)	-	-	(26,964)
CHANGE IN NET ASSETS	1,513,872	(1,163,145)	18,178,314	18,529,041
Net Assets - Beginning of Year	25,742,668	18,178,314	(18,178,314)	25,742,668
NET ASSETS - END OF YEAR	<u>\$ 27,256,540</u>	<u>\$ 17,015,169</u>	<u>\$ -</u>	<u>\$ 44,271,709</u>



A ***Future*** FOR
THE ***Sport***