

**THE 2023
ANNUAL
REPORT**
OF THE UNITED STATES BOWLING CONGRESS





GENUINE

TRUSTED

GOLD
INDUSTRY PARTNERS

Brunswick

iAM
BOWLING

Powered By
Lane
INFUSION



KEGEL



Lanetalk

M
MOTIV

STORM

THANK YOU

Your support of USBC events and the sport of bowling helps us to build A Future for the Sport.

A **Future** FOR
THE **Sport**

GENUINE

TRUSTED

TABLE OF CONTENTS

ABOUT USBC	04	
2023-2024 USBC LEADERSHIP	05	
2024 USBC TOURNAMENTS	06	
USBC OPEN CHAMPIONSHIPS	08	
USBC WOMEN'S CHAMPIONSHIPS	12	
USBC MASTERS	15	
USBC QUEENS	17	
U.S. OPEN	18	
U.S. WOMEN'S OPEN	20	
TEAM USA	21	
INTERCOLLEGIATE CHAMPIONSHIPS	24	
JUNIOR GOLD CHAMPIONSHIPS	27	
USA BOWLING NATIONAL CHAMPIONSHIPS	31	
YOUTH OPEN CHAMPIONSHIPS	32	
USBC SENIOR MASTERS	34	
USBC SENIOR QUEENS	35	
USBC SUPER SENIOR CLASSIC	37	
USBC SENIOR CHAMPIONSHIPS	38	
USBC CONVENTION	39	
ALL-TIME CHAMPIONS	41	
FINANCIALS	54	

UNITED STATES BOWLING CONGRESS



The United States Bowling Congress officially launched Jan. 1, 2005, as the organization to serve adult and youth bowlers in the United States and is the National Governing Body for bowling as recognized by the United States Olympic & Paralympic Committee (USOPC).

Formed by the merger of the American Bowling Congress (ABC), Women's International Bowling Congress (WIBC), Young American Bowling Alliance (YABA) and USA Bowling, USBC is a membership organization that provides standardized rules, regulations and benefits to make bowling fair and fun for everyone.

During the 2022-2023 season, USBC had 1,093,909 members and certified 30,685 leagues.

USBC MISSION

The USBC is the National Governing Body for bowling. Our mission is to provide services, resources and standards for the sport.

USBC VISION

Our vision is to continue to be the leading authority to the sport, servicing the needs of bowling.

USBC PROMISE

Our promise is to celebrate the past, be mindful of the present and ensure bowling's future through thoughtful research, planning and delivery.

UNITED STATES BOWLING CONGRESS

ESTABLISHED: JAN. 1, 2005


HEADQUARTERS: 621 SIX FLAGS DRIVE, ARLINGTON, TX 76011

PHONE: 800-514-2695

 BOWL.com

 [Sport of Bowling - USBC](#)  [Sport of Bowling - USBC](#)

 [@USBC](#)

 [BowlTV.com](#)

 [usbowlingcongress](#)

 [usbowlingcongress](#)

2023-2024 USBC BOARD OF DIRECTORS

BOARD OF DIRECTORS

MELISSA MCDANIEL | RALEIGH, N.C.

President through July 31, 2024
Director through July 31, 2025
Elected by delegates

DENNIS HACKER | LONGTOWN, MO.

Vice president through July 31, 2024
Director through July 31, 2024
Elected by delegates

JOSIE BARNES | HERMITAGE, TENN.

Director through July 31, 2024
Elected by Team USA athletes

GLEND A BECKETT | PALMETTO BAY, FLA.

Director through July 31, 2026
Elected by delegates

BRANDON BOWMAN | MUKILTEO, WASH.

Director through July 31, 2026
Elected by delegates

SYDNEY BRUMMETT | LAKE WALES, FLA.

Director through July 31, 2025
Elected by Team USA athletes

MIKE CANNINGTON | FORT MYERS, FLA.

Director through July 31, 2026
Elected by delegates

ANTHONY COLANGELO | MERIDIAN, IDAHO

Director through July 31, 2025
Elected by delegates

JAY DARYMAN | YORK, PA.

Director through July 31, 2024
Elected by delegates

CHRISTOPHER FLOYD | LOCKPORT, LA.

Director through July 31, 2024
Elected by IBC Youth Committee

BO GOERGEN | SANFORD, MICH.

Director through July 31, 2025
Elected by delegates

CORNELL M. JACKSON | KILMARNOCK, VA.

Director through July 31, 2024
Appointed as Director-at-large (TNBA representative)

CHRISSIE KENT | NEWARK, N.Y.

Director through July 31, 2025
Elected by IBC Youth Committee

KEVIN KRAUSS | SEMINOLE, FLA.

Director through July 31, 2025
Elected by BPAA

BRITNI LAGEORGE | NASHVILLE, TENN.

Director through July 31, 2024
Elected by Team USA athletes

CHRISSY LEE | TAMPA, FLA.

Director through July 31, 2024
Elected by delegates

RON MOHR | LAS VEGAS

Director through July 31, 2024
Elected by Team USA athletes

NICK PATE | INVER GROVE HEIGHTS, MINN.

Director through July 31, 2026
Elected by Team USA athletes

KRISTOPHER PRATHER | ROMEOVILLE, ILL.

Director through July 31, 2026
Elected by Team USA athletes

NANCY SCHENK | FAYETTEVILLE, N.C.

Director through July 31, 2024
Elected by BPAA

MARK VANMETER | ALBUQUERQUE, N.M.

Director through July 31, 2025
Appointed by AAC

USBC EXECUTIVE TEAM

CHAD MURPHY

Executive Director

JASON OVERSTREET

Deputy Executive Director

Visit BOWL.com/About for more information on the USBC Board of Directors and USBC Executives.

USBC PAST PRESIDENTS

MICHAEL CARROLL | HUNTINGTON, W.VA.

Aug. 1, 2004 – July 31, 2007

JEFF BOJÉ | TAMPA, FLA.

Aug. 1, 2007 – July 31, 2010

DARLENE BAKER | MAHOMET, ILL.

Aug. 1, 2010 – July 31, 2011

JIM STURM | SOUTH CHARLESTON, W.VA.

Aug. 1, 2011 – Jan. 2012

ANDREW CAIN | PHOENIX

Jan. 2012 – July 31, 2015

FRANK WILKINSON | STATEN ISLAND, N.Y.

Aug. 1, 2015 – July 31, 2018

KARL KIELICH | EL PASO, TEXAS

Aug. 1, 2018 – July 31, 2020



MELISSA MCDANIEL

2024 USBC TOURNAMENTS



2024 USBC TEAM USA TRIALS AND U.S. NATIONAL AMATEUR BOWLING CHAMPIONSHIPS

JAN. 2-7 | GOLD COAST BOWLING CENTER
LAS VEGAS



2024 U.S. OPEN PRESENTED BY GO BOWLING!

JAN. 27-FEB. 4 | ROYAL PIN WOODLAND
INDIANAPOLIS



2024 BOWLERS JOURNAL CHAMPIONSHIPS

FEB. 22-JULY 28 | SOUTH POINT BOWLING CENTER
LAS VEGAS



2024 USBC OPEN CHAMPIONSHIPS

FEB. 23-JULY 29 | SOUTH POINT BOWLING PLAZA
LAS VEGAS



2024 USBC MASTERS

MARCH 24-31 | SUNCOAST BOWLING CENTER
LAS VEGAS



2024 USBC SENIOR QUEENS

APRIL 12-15 | GOLD COAST BOWLING CENTER
LAS VEGAS



2024 INTERCOLLEGIATE SINGLES CHAMPIONSHIPS

APRIL 15-20 | KINGPIN LANES
LOUISVILLE, KY.



2024 INTERCOLLEGIATE TEAM CHAMPIONSHIPS

APRIL 17-20 | KINGPIN LANES
LOUISVILLE, KY.



2024 USBC CONVENTION AND ANNUAL MEETING

APRIL 22-25 | SOUTH POINT HOTEL, CASINO & SPA
LAS VEGAS



2024 USBC WOMEN'S CHAMPIONSHIPS

APRIL 27-JUNE 30 | NATIONAL BOWLING STADIUM
RENO, NEV.

2024 USBC TOURNAMENTS



2024 USBC QUEENS

MAY 14-21 | THE ASHWAUBENON BOWLING ALLEY
GREEN BAY, WIS.



2024 USBC U22 MASTERS AND QUEENS

MAY 24-27 | SUPER BOWL AND THUNDERBOWL LANES
CANTON, MICH., AND ALLEN PARK, MICH.



2024 USBC SUPER SENIOR CLASSIC

MAY 29-JUNE 2 | SAM'S TOWN BOWLING CENTER
LAS VEGAS



2024 USBC SENIOR MASTERS

JUNE 3-9 | SAM'S TOWN BOWLING CENTER
LAS VEGAS



2024 USA BOWLING NATIONAL CHAMPIONSHIPS

JULY 10-11 | THUNDERBOWL LANES
ALLEN PARK, MICH.




2024 BOWLING.COM YOUTH OPEN CHAMPIONSHIPS

JULY 10-28 | STERLING LANES
STERLING HEIGHTS, MICH.



2024 JUNIOR GOLD CHAMPIONSHIPS

JULY 12-20 | 5 STAR LANES, STERLING LANES, MERRI-BOWL LANES, OAK LANES, SUPER BOWL, SKORE LANES, CENTURY BOWL AND THUNDERBOWL LANES
DETROIT AREA



2024 U.S. WOMEN'S OPEN

JUNE 11-18 | ROYAL PIN WOODLAND
INDIANAPOLIS



2024 USBC SENIOR CHAMPIONSHIPS

JULY 30-AUG. 2 | WESTERN BOWL STRIKE AND SPARE
CINCINNATI



The 2023 USBC Open Championships returned to the National Bowling Stadium in Reno, Nevada, for the first time since 2016, and the anticipation to see the recently remodeled Taj Mahal of Tenpins and compete in the famed venue helped bring more than 9,500 teams and 47,000 bowlers to the event.

The return to the NBS also brought a pair of challenging lane conditions across the 143-day event. The scoring pace may have been a little lower in some events compared to the 2022 tournament in Las Vegas, but the buzz and excitement around the top scores never ceased across social media and throughout the vast five-story facility.

After the final ball was rolled in late July, champions across the three average-based divisions were determined, and the tournament's storied history book was updated with the latest group of Eagle winners.

One competitor – Nick Kruml of St. Peters, Missouri – captured a pair of titles in 2023, and Cincinnati's Kenny Abner added to his already impressive resume by winning his third Eagle.

In addition to Kruml, 29 additional bowlers also captured their first victories at the Open Championships.

A FAMILY TRADITION IN TEAM

Jeff Fehr and RJ Pollard know what it takes to win at an event like the Open Championships – it's in their blood.

Both of Fehr's parents – Steve and Nancy – are members of the USBC Hall of Fame. Steve's credentials include five Eagles at the Open Championships to go along with his victory at the 1994 Masters. Nancy is a three-time winner at the USBC Women's Championships.

Pollard's father (Ron) and uncle (Rick) also are members of the USBC Hall of Fame. Ron and Rick were victorious in Team All-Events at the 1996 Open Championships, and they're not the only Pollards to find their way to the winner's circle at the national level.

RJ's aunt – Regina Pollard-Strawser – has collected three titles at the Women's Championships, and RJ was able to watch his wife (Jamie) and aunt (Vicky) win the Classified Doubles title at the 2015 Open Championships in El Paso, Texas.

Jeff and RJ joined the family business at the 2023 Open Championships, and they did so in resounding fashion alongside Kenny Abner, Charles Easton and Bill O'Neill to capture the Regular Team title with the second highest team series in tournament history.

The members of Cincinnati's Riding Kenny's Coattails fired games of 1,228, 1,188 and 1,162 at the National Bowling Stadium for an incredible 3,578 total.

Easton helped to get things going in Game 1 with 300, while Fehr added 278 and Abner posted 267. In Game 2, Fehr led the charge with 268 and Easton had 267. O'Neill paced the effort in Game 3 with 268, while Pollard bounced back with 248.

Fehr finished with a 778 series and was followed by Easton (773), Abner (723), O'Neill (692) and Pollard (612).

They collected the victory in 2023 by 129 pins, and their performance is second in the tournament's record book to the 3,720 total posted by Oklahoma City's Artistic Expressions 1 at the 2014 Open Championships.

Abner previously had won titles in 2006 (Regular Team) and 2007 (Team All-Events) alongside Steve Fehr, while Easton added an Eagle to go along with back-to-back USBC National High Average Awards (2019-2020 and 2020-2021).

O'Neill, a multi-time Professional Bowlers Association Tour champion, added another team victory to his collection with his first win at the Open Championships. He won multiple gold medals in team competition during his tenure on Team USA and is a two-time PBA League Elias Cup champion with the Dallas Strikers.

K AND J FINISHING 1 REWRITES LEADERBOARD IN RENO

Posting a single top 10 at the Open Championships usually makes for a good year.

The members of K and J Finishing 1 of Carpentersville, Illinois, finished the 2023 event with nine of them (yes, nine) on the way to arguably one of the most impressive team performances in tournament history to win Team All-Events by 376 pins with a 10,394 total.

The phenomenal display of teamwork was led by Nick Kruml's 2,242 all-events total, which also netted him the victory in Regular All-Events. He was joined in the winning effort by Ryne Greenwood (2,162), Christopher Wiley (2,134), Nick Pate (1,969) and Zachary Woelfel (1,887).

Check out the team's top 10s at the National Bowling Stadium:

- First – Team All-Events (10,394)
- First – Nick Kruml, Regular All-Events (2,242)
- Second – Nick Kruml and Christopher Wiley, Regular Doubles (1,438)



- Second – Nick Kruml, Regular Singles (795)
- Third – Regular Team (3,433)
- Fourth – Ryne Greenwood, Regular All-Events (2,162)
- Fifth – Christopher Wiley, Regular Singles (762)
- Sixth – Christopher Wiley, Regular All-Events (2,134)
- Eighth – Ryne Greenwood, Regular Singles (757)

SIMARD SHINES IN SINGLES

We mentioned on the last page that more than 47,000 bowlers competed at the 2023 Open Championships.

Only one of those 47,000-plus competitors was able to eclipse the 800 mark on the tricky doubles and singles oil pattern rolled out at the NBS. That individual was David Simard of Granby, Quebec, Canada, and his performance helped him collect the victory in Regular Singles with an 813 series.

Simard, who has been a member of the Canadian national team 10 times, fired games of 290, 257 and 266 on his way to the win. The excitement started for Simard in doubles, however, as he finished his set with 299 for a 723 series.

That's right – he went 299, 290, 257 and 266. Simard averaged 278 for his final four games in Reno and tossed 39 strikes across his final 46 deliveries.

He posted a 680 series in team to finish as the runner-up in Regular All-Events with 2,216.

Simard's showing at the NBS also makes him the first competitor from Canada to win Regular Singles since 1916, when Toronto's Sam Schliman recorded the victory to become the tournament's first foreign champion.

SLOW START, FANTASTIC FINISH IN DOUBLES

DeeRonn Booker of Albuquerque, New Mexico, and Mark Curtis Jr. of Chattanooga, Tennessee, started their doubles set at the 2023 Open Championships with games of 213 and 168, respectively.

The longtime friends may have fallen behind the scoring pace after Game 1 at the National Bowling Stadium, but they quickly turned things around during the final two games of the set to win Regular Doubles at the 2023 event with a 1,482 total.

So, how did they go from a 381 total after the first game to a final tally of 1,482?

They combined to throw 40 strikes over 47 attempts in Games 2 and 3 to average more than 275 down the stretch.

Booker finished with 289 and 258 for a 760 series, while Curtis bounced back with 274 and 280 for a 722 set.

The flurry of strikes in the final two games helped Booker and Curtis to the top spot by 44 pins, and they finished as one of just three pairs to reach 1,400 in 2023.

Booker and Curtis also had the shortest time to wait of any champion in 2023. They posted their score on July 22, just two days before the final ball was rolled in Reno.

TOP SCORES IN STANDARD

Competition in the Standard Division at the Open Championships continues to provide plenty of excitement, and the top performances in 2023 featured one record score and nine first-time winners on bowling's biggest stage.

The record score belonged to the members of Irvine Team 1 of Corona, California. They put together the highest team game (1,187) since the introduction of the Standard Division in 2017 on the way to the Standard Team title with a 3,016 score.

The team – featuring Erick Podwill, Andrea Fredericks, Dave Ellsworth, Greg Bill and Greg Nardo – had their big game out of the gates in Reno. Podwill led the way with 254, while Ellsworth and Bill fired matching 245s. Nardo had 222 in Game 1, and Fredericks added 221.

The group slowed down in the following games, posting 869 and 960, but it was enough to record the only score north of 3,000 in the division during the 2023 event and claim the victory.

Podwill also led Irvine Team 1 with a 644 series, and Bill followed with 620. Nardo finished with 598, and Fredericks and Ellsworth came in with 579 and 575, respectively.

In Standard Singles, Michelle Dabkowski of Lexington, South Carolina, turned an incredible start into her first win at the Open Championships with a 715 series.

She started Game 1 with seven strikes on the way to 255 and didn't slow down in Game 2. Dabkowski followed with 10 consecutive strikes on the way to 286 and 541 total at the turn.

The strikes slowed down for Dabkowski in Game 3, but she filled frames and had just one open to finish with 174 to win by the slimmest margin of all champions in 2023 – three pins.

Matthew Grunzke of Albert Lea, Minnesota, posted the top all-events score in his 21 years of participating at the Open Championships during the 2023 event, and the performance helped him record the victory in Standard All-Events with a 1,926 total.

He rolled three sets above 600 – 674 in team, 637 in singles and 615 in doubles – to not only surpass 1,800 for the first time, but 1,900, too.

Grunzke was the only competitor in the Standard Division to reach 1,900 at the NBS, and he collected the win by 48 pins.

The pair of Damon Horst of Oswego, Illinois, and Ryan Liddell of Palos Hills, Illinois, were steady across their set and strong in their 10th frames to post the top score in Standard Doubles with a 1,261 total.

They combined for 12 strikes over 16 shots during their final frames in the set, with Horst leading the way with games of 234, 220 and



214 for a 668 series. Liddell added 213, 200 and 180 for 593 for the win in Reno.

Horst finished in third place for Standard All-Events with 1,862 (641 in doubles and 553 in team), and the pair also helped Starr Pro Shoppe #1 to a ninth-place finish in Standard Team (2,892).

CATCHING UP ON CLASSIFIED

Imagine posting your score and taking the lead at the Open Championships, and then realizing there's still more than 100 days and three-plus months of competition left to go.

That's exactly what happened for the winners in Classified Team, Classified All-Events and Classified Doubles at the 2023 Open Championships. Each winning score was posted by April 15 and held until the conclusion of the tournament in late July.

The team score was rolled in late March, as the members of Hull Point Pursuit of Kasilof, Alaska, made their way to the top of the leaderboard with a 2,700 total. The group was consistent across their three games at the NBS, posting scores of 898, 896 and 906 to earn the victory.

John Hull paced the team with a 621 series and was joined by Tim Macias (555), Michael Hull (516), Ryan Hailey (507) and Chris Hull (501).

Doug Willmann of Olivette, Missouri, was up next, taking over the lead in Classified All-Events during the second week of April to collect his first Eagle with a 1,753 total.

Willmann started strong in team, firing a 639 series. Although he slowed down to start doubles (522), a 243 finish in singles helped propel him to a 592 set and the top spot.

As tax day hit the 2023 Open Championships, Charles Garcia of Fremont, California, and Benny Sangalang of Hayward, California, cashed in on a big start to take the lead in Classified Doubles with a 1,218 total.

Garcia posted games of 265, 164 and 199 for a 628 series, and Sangalang added 212, 175 and 203 for a 590 set to record the win.

The pair also finished in second place in Classified Team with Drink N Roll of Chula Vista, California (2,649 total), and Garcia added a third-place finish in Classified All-Events with 1,731.

The scoring pace in Classified Singles began to heat up as summer approached in Reno, and Bobby Johnson of Villa Rica, Georgia, was able to post the top score in late June with 657.

Johnson started his set with a pair of 225 games to put himself in position to take the lead, and he sealed the deal with three late strikes in his final game to finish with 207 for the win.

100,000 REASONS TO CELEBRATE

The 2023 Open Championships featured an unprecedented display

of dedication to the sport as four competitors joined the 100,000-Pin Club during their appearance in Reno, bringing the number of members in the fabled group to 29.

USBC Hall of Famer Bob Chamberlain Sr. of The Villages, Florida, was the first to reach the pinfall plateau in 2023, and he now sits at 100,554 pins in 55 appearances for a lifetime average of 201.1.

Chamberlain helped Stroh's Beer of Detroit win the 1980 Regular Team title at the Open Championships, and he rolled a 300 game during singles competition at the 2011 event in Reno.

The final three competitors all reached the milestone during a 10-day stretch in May, starting with Robert Brissette of Petersburg, Michigan.

Brissette made his 59th appearance in 2023, so he'll be back in the spotlight for his 60th trip to the Open Championships in 2024. He'll enter the 2024 event with 101,000 pins for a career average of 190.2.

Dennis Lane of Kingsport, Tennessee, earned his crystal pin during his doubles set in 2023, and he has toppled 100,336 pins through 55 appearances at the Open Championships. Lane has averaged 203.5 over the course of his impressive career on the tournament lanes.

The final competitor to achieve the feat in 2023 was USBC Hall of Famer Bill Spigner of Vernon Hills, Illinois.

Spigner, a 1996 Team All-Events champion with Pollard's Bowl, joined the club in his 55th appearance as well and now has a career pinfall of 100,399 for an average of 200.7 at the event.

NEWS, NOTES AND NUMBERS

There was plenty to celebrate during the 2023 Open Championships. Here are some more highlights from The Biggest Little City in the World.

- USBC and PBA Hall of Famer Glenn Allison of Corona, California, tied the participation record at the Open Championships after making his 71st appearance in 2023. The four-time Eagle winner also added to his pinfall total and is third on the all-time list with 122,954.
- Frank Clay of Crystal Lake, Illinois, and Clinton Zavakos of Henderson, Nevada, also moved up on the participation list and competed in their 68th Open Championships at the 2023 event. Both are members of the 100,000-Pin Club and now are one of nine in tournament history to reach 68 years on the championship lanes.
- A total of 20 bowlers celebrated their 50th tournament appearance in 2023. There are now 332 competitors to reach the participation milestone.
- Blake Earnest of Bellevue, Nebraska, was the first bowler to roll a 300 game at the 2023 event when he connected for all 12 in his first game of singles on the way to a 739 series, which helped him place in the top 20 of Regular Singles. A total of 15 bowlers reached perfection at the National Bowling Stadium during the event.
- In addition to Simard's winning performance in Regular Singles, two other bowlers put together 800s in 2023. Christopher Tuholski of Battle Ground, Washington, was the first to achieve the feat when he posted 804 during his team event. Mykel Holliman of Denham Springs, Louisiana, also connected for an 800 set in team at the NBS. Powered by a 300 in Game 2, he finished with 813.



2023 USBC OPEN CHAMPIONSHIPS

MARCH 4 – JULY 24 | NATIONAL BOWLING STADIUM
RENO, NEV.

REGULAR DIVISION //

TEAM (COMBINED AVERAGES OF 876 AND ABOVE)

1. Riding Kenny's Coattails, Cincinnati, 3,578
(RJ Pollard, Jeff Fehr, Kenny Abner, Charles Easton, Bill O'Neill)
2. The Bowling Shops 1, Highland Village, Texas, 3,449
3. K and J Finishing 1, Carpentersville, Ill., 3,433
4. Bowlers Connection 1, Glendale Heights, Ill., 3,430
5. Chili Garlic Edamame, Las Vegas, 3,422

DOUBLES (COMBINED AVERAGES OF 351 AND ABOVE)

1. DeeRonn Booker, Albuquerque, N.M., and Mark Curtis Jr., Chattanooga, Tenn., 1,482
2. Nick Kruml, St. Peters, Mo., and Christopher Wiley, Bettendorf, Iowa., 1,438
3. Julian Brown, Jonesboro, Ga., and Zackery Carter, Des Plaines, Ill., 1,401
4. Scott Kruppenbacher, Rochester, N.Y., and Cassandra Leuthold, Lincoln, Neb., 1,388
5. Carleton Chambers, Detroit, and Justin Sims, Ventura, Calif., 1,378

SINGLES (AVERAGES OF 176 AND ABOVE)

1. David Simard, Grandy, Quebec, Canada, 813
2. Nick Kruml, St. Peters, Mo., 795
3. Kyle Lockett, Indianapolis, 775
4. Gary Faulkner Jr., Memphis, Tenn., 764
5. Christopher Wiley, Bettendorf, Iowa., 762

ALL-EVENTS (AVERAGES OF 176 AND ABOVE)

1. Nick Kruml, St. Peters, Mo., 2,242
2. David Simard, Granby, Quebec, Canada, 2,216
3. Derek Eoff, DeForest, Wis., 2,165
4. Ryne Greenwood, Kenosha, Wis., 2,162
5. Warren Crawford, McKinleyville, Calif., 2,147

TEAM ALL-EVENTS (COMBINED ALL-EVENTS TOTALS OF ALL FIVE TEAM MEMBERS)

1. K and J Finishing 1, Carpentersville, Ill., 10,394
(Ryne Greenwood, Christopher Wiley, Zachary Woelfel, Nick Pate, Nick Kruml)
2. Riding Kenny's Coattails, Cincinnati, 10,018
3. Chili Garlic Edamame, Las Vegas, 9,884
4. Bay Area Pro Shop, San Jose, Calif., 9,767
5. Dude, Where's My Shoes?, Muskegon, Mich., 9,745

STANDARD DIVISION //

TEAM (COMBINED AVERAGES OF 776-875)

1. Irvine Team 1, Corona, Calif., 3,016
(Erick Podwill, Andrea Fredericks, Dave Ellsworth, Greg Bill, Greg Nardo)
2. Surgically Repaired, Darien, Ill., 2,977
3. Mean Girls Bowling, Chula Vista, Calif., 2,967
4. CA Style Mixed Plate, Hercules, Calif., 2,964
5. River Rats, Winona, Minn., 2,961

DOUBLES (COMBINED AVERAGES OF 311-350)

1. Damon Horst, Oswego, Ill., and Ryan Liddell, Palos Hills, Ill., 1,261
2. Austin McCauley and Frank McCauley, Eagle Mountain, Utah, 1,241
- T3. Bryan Melton, Springdale, Ark., and David Ruiz, Los Angeles, 1,229
- T3. Linda Matthias and Brandon Matthias, Tecumseh, Kan., 1,229
5. Mark Hill Jr. and Schrie Hill, Eagle River, Alaska, 1,228

SINGLES (AVERAGES OF 156-175)

1. Michelle Dabkowski, Lexington, S.C., 715
2. Robert Quintero Jr., Aurora, Ill., 712
3. Matthew Sadler, Groveland, Ill., 709
4. Pat Gaddie, East Grand Forks, Minn., 682
5. Cody Cox, Kokomo, Ind., 678

ALL-EVENTS (AVERAGES OF 156-175)

1. Matthew Grunzke, Albert Lea, Minn., 1,926
2. Roscoe Crabtree, Kokomo, Ind., 1,878
3. Damon Horst, Oswego, Ill., 1,862
4. Stephen Powell, Effingham, Ill., 1,858
5. Edward Sutherland, Maple Park, Ill., 1,857

CLASSIFIED DIVISION //

TEAM (COMBINED AVERAGES OF 775 AND BELOW)

1. Hull Point Pursuit, Kasilof, Alaska, 2,700
(Michael Hull, Tim Macias, Ryan Hailey, Chris Hull, John Hull)
2. Drink N Roll, Chula Vista, Calif., 2,649
3. Bowlero Fun Center Fostoria, Fostoria, Ohio, 2,601
4. McHenry Bowl 5, Modesto, Calif., 2,589
5. Simply Striking, Sunnyvale, Calif., 2,573

DOUBLES (COMBINED AVERAGES OF 310 AND BELOW)

1. Charles Garcia, Fremont, Calif., and Benny Sangalang, Hayward, Calif., 1,218
2. Travis Soule, Grover Beach, Calif., and Deanne Stote, Pismo Beach, Calif., 1,135
3. Rick Wiser and Teresa Wiser, Umatilla, Ore., 1,126
4. Garrett Heyerdahl, Hannaford, N.D., and Clayton Monson, Cooperstown, N.D., 1,125
5. Fred Pugh and Joseph Pizzino, Salida, Colo., 1,099

SINGLES (AVERAGES OF 155 AND BELOW)

1. Bobby Johnson, Villa Rica, Ga., 657
2. Brenden Davis, Acworth, Ga., 640
3. Steven Alberts, Apple Valley, Calif., 633
4. Tommy Huynh, Portland, Ore., 624
5. Jackie Capra, Kingwood, Texas, 618

ALL-EVENTS (AVERAGES OF 155 AND BELOW)

1. Doug Willmann, Olivette, Mo., 1,753
2. Jason Ashcroft, Eagle Mountain, Utah, 1,738
3. Charles Garcia, Fremont, Calif., 1,731
4. Gary Nishikawa, Las Vegas, 1,722
5. Mark Bowen, Salisbury, Md., 1,689





The final ball was rolled at the 2023 United States Bowling Congress Women's Championships on July 2, bringing the 103rd edition of the event to a close at the South Point Bowling Plaza in Las Vegas.

The 2023 event ran for 71 consecutive days after kicking off April 23. It marked the tournament's fourth visit to Las Vegas (1973, 1983 and 2016) and second trip to the Bowling Plaza (2016), with 4,148 four-player teams taking part in the fun and excitement.

Participants competed in team, doubles, singles and all-events in average-based divisions. There were four divisions for team competition (Diamond, Ruby, Emerald and Sapphire) and six for doubles, singles and all-events (Diamond, Ruby, Emerald, Sapphire, Amethyst and Topaz).

Melissa Kammerer of Staten Island, New York, set the record for the highest three-game series at the USBC Women's Championships on May 11, rolling games of 280, 238 and 300 for an 818 set to take the lead in Diamond Singles.

The previous record of 816 was shared by Michelle Feldman of Auburn, New York (2009 – singles), and Jodi Woessner of Oregon, Ohio (2010 – doubles).

Kammerer, who secured her first win at the event, posted one of seven 300s at the 2023 Women's Championships, which also stands as a record at the tournament. She had one of the two 800s this year at the Bowling Plaza.

The second 800 belonged to three-time Professional Women's Bowling Association Tour champion Liz Kuhlkin of Schenectady, New York. Kuhlkin had games of 247, 278 and 280 in singles for an 805 series, and the performance helped her post the second highest all-events score in tournament history.

Kuhlkin had started her 2023 appearance with sets of 742 in doubles and 741 in team to take the lead in Diamond All-Events with a 2,288 total May 15. She also took the lead in Diamond Doubles on the same day with Jessica Aiezza of Mechanicville, New York, with 1,439. Aiezza added 697.

Kuhlkin now owns three titles at the Women's Championships, while Aiezza owns two. They were part of the 2021 Diamond Team champion with Suzanne Morine and Robin Orlikowski. Morine and Orlikowski won Diamond Doubles at the 2022 tournament in Addison, Illinois.

Along with Kuhlkin, Tammy Ator of New Canton, Illinois, also finished the

2023 event with the lead in multiple events.

Ator took the lead in Topaz Singles on May 4 with games of 221, 163 and 182 for a 566 series, which also helped her to the top spot in Topaz All-Events with 1,453. She added 517 in doubles and 370 in team.

Woessner holds the all-events record at the Women's Championships with a 2,330 performance at the 2010 event in El Paso, Texas, and she also added to her legacy at the tournament with a 300 game to help Sterner Strong 2 of Oregon, Ohio, take the lead in Diamond Team with a 2,705 total May 16.

Woessner rolled her 300 in Game 1, and teammate Courtney Wooldridge followed with 12 strikes of her own in Game 2. They also were joined by Tracey Distel and Rachel Perez to post scores of 952, 913 and 840 to claim the top spot.

Wooldridge led the way with a 751 series and was followed by Woessner (679), Perez (669) and Distel (606).

Both Woessner (2010 Diamond and Scratch All-Events) and Perez (1994 Classic Doubles and 1999 Classic Team) now have three wins at the Women's Championships. Wooldridge and Distel collected their first victories at the event.

The top team performance in the Ruby Division came from Them Three and Me (Chelsie Fox, Jessica Jones, Britney Harding and Chelsea Rowley) of Enoch, Utah. The team took the lead May 27 with games of 720, 753 and 740 for a 2,213 total.

In Sapphire Team, the members of One Foot In The Grave of Mesa, Arizona, moved to the top of the leaderboard during the final week of the 2023 event, posting games of 639, 575 and 670 on June 28 for 1,884. The team includes Ethel "Skeeter" Maxwell, Jennifer Hall, Veronica Graves and Peg Kelly.

The longest tenure at the top of the standings in 2023 belongs to the members of Iowa 7 of Waterloo, Iowa, in Emerald Team. The group of Teri Jennings, Shirley Bloodsworth, Kristi Reidy and Teresa Carriere rolled games of 738, 714 and 604 during the opening squad April 23 to finish with 2,056, and they maintained their spot for all 71 days of the tournament.

The shortest wait until the end of the tournament was one day, as the top score in Amethyst All-Events was tossed July 1.



Linda Long of Astoria, Oregon, took over the lead in Amethyst All-Events with a 1,579.

Long started her 2023 appearance with a 613 series in team at the Bowling Plaza, and she followed with 535 in singles and 431 in doubles to get to the leading total.

In addition to the strikes on the lanes at the Bowling Plaza, participation also was celebrated during the 2023 tournament as five bowlers reached 50 years on the championship lanes.

The bowlers joining the 50-Year Club at the Women's Championships this year included Lucy Ash of Glendale, Kentucky; Sandra Graves of Linden, Virginia; Janice Heberd of Walsh, Colorado; Cathy Simmank of Edgely Village, Texas; and Edith Winge of Clifton, Illinois.

Onalee Kraus of Coldwater, Michigan, continued to make her way up the participation list as well in 2023, making her 61st appearance. She's now just one of three bowlers to reach 61 years at the Women's Championships.

2023 USBC WOMEN'S CHAMPIONSHIPS

APRIL 23 – JULY 2 | SOUTH POINT BOWLING PLAZA
LAS VEGAS

TEAM //

DIAMOND (BOWLERS WITH COMBINED AVERAGES OF 665 AND ABOVE)

1. Sterner Strong 2, Oregon, Ohio, 2,705
(Tracey Distel, Rachel Perez, Jodi Woessner, Courtney Woolldridge)
2. Team Storm Utah, Brigham City, Utah, 2,693
3. Florida Girls, Mount Dora, Fla., 2,677
4. Country Bowl, Vancouver, Wash., 2,657
5. BVBC, Keller, Texas, 2,637

RUBY (BOWLERS WITH COMBINED AVERAGES OF 600-664)

1. Them Three and Me, Enoch, Utah, 2,213
(Chelsie Fox, Britney Harding, Jessica Jones, Chelsea Rowley)
2. Alaska Chicks, Palmer, Alaska, 2,207
3. Cassandra Irvin Team 1, Knightdale, N.C., 2,203
4. All Pin Pals, Floresville, Texas, 2,202
5. Megan Fernandes Team 6, Baldwin Park, Calif., 2,197

EMERALD (BOWLERS WITH COMBINED AVERAGES OF 545-599)

1. Iowa 7, Waterloo, Iowa, 2,056
(Shirley Bloodsworth, Teresa Carriere, Teri Jennings, Kristi Reidy)
2. Gambling is Our Game, Aberdeen, Md., 2,050
3. Just for Fun, Spring City, Tenn., 2,036
4. Together Again, Lake Worth, Fla., 2,015
5. Desert Pinapbowl, Sierra Vista, Ariz., 2,014

SAPPHIRE (BOWLERS WITH COMBINED AVERAGES OF 544 AND BELOW)

1. One Foot in the Grave, Mesa, Ariz., 1,884
(Veronica Graves, Jennifer Hall, Peg Kelly, Ethel Maxwell)
2. Flamingo Floozies 2, Elk Grove, Calif., 1,844
3. We Don't Give a Split, Brush, Colo., 1,835
4. Strike Force, Toledo, Ohio, 1,833
5. Strike Sisters 5, Victorville, Calif., 1,826

DOUBLES //

DIAMOND (BOWLERS WITH COMBINED AVERAGES OF 350 AND ABOVE)

1. Liz Kuhlkin, Schenectady, N.Y./Jessica Aiezza, Mechanicville, N.Y., 1,439
2. Karsyn Lukosius, Jackson, N.J./Nichole Hiraoka, Daly City, Calif., 1,431
3. Amber MacLeod, Aurora, Ill./Elysia Current, Ephrata, Pa., 1,391
4. Alyssa Ferraro, Deltona, Fla./Ashly Galante, Palm Harbor, Fla., 1,386
5. Lindsay Boomershine, Brigham City, Utah/Jasmine Snell, Papillion, Neb., 1,385

RUBY (BOWLERS WITH COMBINED AVERAGES OF 322-349)

1. Melanie Newton, Wyoming, Mich./Amber Borrello, Grand Rapids, Mich., 1,295
2. Melissa George/Kaitlyn George, Arlington, Texas, 1,270
3. Helen Williams, Wendell, N.C./Téa Lewis, Richmond, Va., 1,256
4. Christina Conover, Clay, N.Y./Shannon Fabian, Syracuse, N.Y., 1,236
5. Cindy Dayton, Reno, Nev./Rachel Snellbaker, Las Vegas, 1,234

EMERALD (BOWLERS WITH COMBINED AVERAGES OF 298-321)

1. Gina Green, Gilbert, Ariz./Marites Tubban, Pensacola, Fla., 1,176
2. Margaret Carlson, Madison, Wis./Wendy Proctor, Brookfield, Wis., 1,152
3. Amber Kern, Joppa, Md./Tina Murphy-Kuehn, Havre de Grace, Md., 1,146
4. Bernadette Richardson, Fort Washington, Md./Jamie Robinson, Riverdale, Md., 1,135
5. Linda Fitzroy/Tracy Siebecker, Fernley, Nev., 1,130

SAPPHIRE (BOWLERS WITH COMBINED AVERAGES OF 276-297)

- T1. Beverly Goodwin/Cheryl Polak, Pearland, Texas, 1,098
- T1. Shelby Christenson/Leighanna Watts, Wausau, Wis., 1,098
3. April Leon-Guerrero/Linda Mikkelsen, Albuquerque, N.M., 1,089
4. Becky Culver, Glendora, Calif./Anna-Marie Quon, Arcadia, Calif., 1,086
5. Charlene Higgins, Hyattsville, Md./Beatrice Gudger, Baltimore, 1,078

AMETHYST (BOWLERS WITH COMBINED AVERAGES OF 250-275)

1. Tracy Fisher/Courtney Briggs, Chicago, 1,040
2. Rita Duncan, Lomita, Calif./Ellen Vaughn, Niles, Mich., 1,007
3. Donna Swarbrick, Bloomfield Hills, Mich./Cheryl Lemieux, Oxford, Mich., 1,006
4. Anna Grabau, Le Sueur, Minn./Danielle Spurling, Luck, Wis., 991
5. Dee Dee Esser, Algona, Iowa/Dawn Habben, Livermore, Iowa, 986

TOPAZ (FOR BOWLERS WITH COMBINED AVERAGES OF 249 AND BELOW)

1. Yasmine Herbawi, Cleveland/Omayra Feliciano, Chicago, 958
2. Margaret Query/Janet Hoy, Maxwell, N.M., 934
3. Jennifer Pelletier, Westbrook, Maine/Susan Kelt, Cornish, Maine, 926
4. Debra Watson, Bluff Dale, Texas/Jeanne Atwood, Walsenburg, Colo., 911
5. Tammy Porterfield/Sheila Winslow, Kenesaw, Neb., 906

SINGLES //

DIAMOND (BOWLERS WITH AVERAGES OF 175 AND ABOVE)

1. Melissa Kammerer, Staten Island, N.Y., 818
2. Liz Kuhlkin, Schenectady, N.Y., 805
3. Mallory Clark, Lewiston, Maine, 799
4. Cindy Buckner, Ringgold, Ga., 788
5. Brandi Stephens, Lubbock, Texas, 784

RUBY (FOR BOWLERS WITH AVERAGES FROM 161-174)

1. Shirley Bailey, Warner Robins, Ga., 730
2. Sarah Bettger, Lincoln, Neb., 723
- T3. Amanda Holland, Shady Side, Md., 670
- T3. Jheree Coleman, San Antonio, 670
5. Tracy Meyer, Loveland, Colo., 669

EMERALD (BOWLERS WITH AVERAGES FROM 149-160)

1. Maria Miller, Las Vegas, 650
2. Cindy Carter, Chippewa Falls, Wis., 645
3. Pamela Hileski, Chico, Calif., 641
- T4. Alexis Ann De Mesa, Las Vegas, 632
- T4. Katherine Morales, Los Angeles, 632

SAPPHIRE (FOR BOWLERS WITH AVERAGES FROM 138-148)

1. Cindy Schutte, Greenwood, Ark., 617
2. Bernadette Richardson, Fort Washington, Md., 611
3. Mara Hemel, Hays, Kan., 608
4. Karen Moore, O'Fallon, Mo., 607





T5. Ann Glock, Cambridge, Wis., 597
T5. Sarah Orswell, Chicago, 597

AMETHYST (FOR BOWLERS WITH AVERAGES FROM 125-137)

1. Monica Holland, Lakeland, Fla., 572
2. Georgianna Robinson, Wagoner, Okla., 564
3. Deidre Zick, South Weber, Utah, 563
4. Helen Lewis, Oxford, Ga., 547
T5. Sarah Hagerty, Topeka, Kan., 546
T5. Jill Zupancic, Highland Village, Texas, 546

TOPAZ (BOWLERS WITH AVERAGES OF 124 AND BELOW)

1. Tammy Ator, New Canton, Ill., 566
2. Shonda Ray, Milwaukee, 514
3. Stephanie Bruner, Kemp, Texas, 511
4. Jacquelyn Utley, Coal Valley, Ill., 504
5. Rhonda McPherson, Byers, Colo., 499

ALL-EVENTS //

DIAMOND (BOWLERS WITH AVERAGES OF 175 AND ABOVE)

1. Liz Kuhlkin, Schenectady, N.Y., 2,288
2. Tinickia Fleming, Greenville, S.C., 2,184
3. Shannon O'Keefe, Shiloh, Ill., 2,173
4. Liz Johnson, Niagara Falls, N.Y., 2,128
5. Maria José Rodríguez, Round Rock, Texas, 2,118

RUBY (BOWLERS WITH AVERAGES FROM 161-174)

1. Sarah Bettger, Lincoln, Neb., 1,879
2. Melissa George, Arlington, Texas, 1,878
3. Linda Nielsen, Waukesha, Wis., 1,872
4. Shirley Bailey, Warner Robins, Ga., 1,852
5. Nancy Headrick, Loveland, Colo., 1,838

EMERALD (BOWLERS WITH AVERAGES FROM 149-160)

1. Sarah Brund, Enid, Okla., 1,804
2. Stacy Robinson, Pasadena, Md., 1,750
3. Cindy Carter, Chippewa Falls, Wis., 1,731
4. Kim Long, Fresno, Calif., 1,728
5. Kathy Blankinship, Kansas City, Mo., 1,721

SAPPHIRE (BOWLERS WITH AVERAGES FROM 138-148)

1. Bernadette Richardson, Fort Washington, Md., 1,681
2. Corrine Wise, Seattle, 1,658
3. Michele Weier, Orangeville, Ill., 1,646
4. Randi Johnson, Kalispell, Mont., 1,603
5. Kathy Nelson, Sanborn, N.D., 1,601

AMETHYST (BOWLERS WITH AVERAGES FROM 125-137)

1. Linda Long, Astoria, Ore., 1,579
2. Annie Walls, Ponchatoula, La., 1,531
3. Monica Holland, Lakeland, Fla., 1,524
4. Yvonne Wright, Sacramento, Calif., 1,512
5. Helen Lewis, Oxford, Ga., 1,501

TOPAZ (BOWLERS WITH AVERAGES OF 124 AND BELOW)

1. Tammy Ator, New Canton, Ill., 1,453
2. Katie Mills, Jacksonville, Fla., 1,398
3. Jessica Anderson, Waconia, Minn., 1,392
4. Cozette Thomas, Harrisburg, Pa., 1,389
5. Omayra Feliciano, Chicago, 1,386





2023 USBC MASTERS

MARCH 26 – APRIL 2 | THUNDERBOWL LANES
ALLEN PARK, MICH.

Entries: 390

FINAL STANDINGS //

1. Anthony Simonsen, Las Vegas, 243 (one game), \$100,000
2. Michael Martell, West Babylon, N.Y., 430 (two games), \$50,000
3. Kyle Sherman, O'Fallon, Mo., 445 (two games), \$25,000
4. Sean Rash, Montgomery, Ill., 199 (one game), \$15,000

STEPLADDER RESULTS //

Match 1 – Sherman def. Rash, 258-199
Semifinal – Martell def. Sherman, 208-187
Championship – Simonsen def. Martell, 243-222

Anthony Simonsen, 26, of Las Vegas won back-to-back United States Bowling Congress Masters titles, giving him his fifth major championship and third Masters title.

Simonsen secured the win in the 2023 event at Thunderbowl Lanes with a strike on his first ball in the 10th frame, which allowed him to defeat Michael Martell of West Babylon, New York, 243-222.

The win gave Simonsen his second Professional Bowlers Association title of the season – he also won the 2023 PBA Wichita Classic – and earned him the \$100,000 top prize.

The championship round of the 2023 USBC Masters was broadcast live on FOX.

Simonsen's first win at the Masters came in 2016 and helped him become the youngest bowler in history to win a major at 19 years and 39 days old.

His wins at the 2019 PBA Players Championship, 2022 U.S. Open and 2022 Masters also set the mark for youngest to win two, three and four majors, respectively. By completing a successful defense of the Masters title, he added another record by becoming the youngest to get to five major championships at 26 years and 86 days old.

Simonsen is now just the third player to win the Masters at least three times, tying him with USBC and PBA Hall of Famer Mike Aulby.

Australia's Jason Belmonte holds the all-time record with four Masters titles; Belmonte finished tied for 13th at this year's tournament in Allen Park.

Martell did his best to make life anything but easy for Simonsen during the title match, using a pair of early doubles to stay within 10 pins of the defending champ at the halfway point.

Simonsen simply wouldn't let up, however, and when Martell left a 2-4-6-10 split and opened in the seventh frame, it was clear that Simonsen's dominant week would indeed end with another Masters title.

Martell settled for second place and \$50,000.

Due to the true double-elimination format of the 2023 Masters, Martell would have had to beat Simonsen twice on Sunday in order to take the title since Simonsen was the only finalist who had yet to lose a match at this year's tournament. But Simonsen was able to avoid the drama and secure the title after one game.

Before Simonsen took to the lanes, the semifinal match saw Martell take down No. 3 seed Kyle Sherman of O'Fallon, Missouri, by a final score of 208-187.

Sherman finished in third place and took home \$25,000.

One match earlier, Sherman defeated No. 4 seed Sean Rash of Montgomery, Illinois, the 2011 Masters champion, 258-199, to start Sunday's telecast.

For his efforts this week, Rash finished in fourth place and earned \$15,000.

The 2023 Masters started with three qualifying rounds for the 390-player field. After 15 games over three days, the top 64 athletes, based on total pinfall, advanced to match play.

As defending champion, Simonsen was guaranteed no worse than the 64th seed for match play. He improved his seeding through qualifying, however, finishing in 29th place after 15 games on the event's 46-foot oil pattern.

Simonsen only heated up from there, setting a new Masters record by averaging 250.4 during 18 games of match play enroute to a 6-0



record and the top seed for the TV finals.

USBC and PBA Hall of Famer Norm Duke of Clermont, Florida, held the previous Masters match play average record at 245.6, which he set at the 1993 event in Tulsa, Oklahoma.

All bracket matches leading up to the Elimination Bracket semifinals were three-game total-pinfal contests.

The Elimination Bracket semifinals and finals, which were broadcast live on FS1, featured four one-game matches to determine the No. 3 and No. 4 seeds for Sunday's stepladder finals.

Sherman earned the No. 3 seed by defeating Chris Via of Blacklick, Ohio, 10-9 during the second round of a roll off after the two finished their match tied at 194.

Rash secured the No. 4 seed by defeating Patrick Dombrowski of Parma, Ohio, 256-237.



2023 USBC QUEENS

MAY 17 – 23 | SAM'S TOWN BOWLING CENTER
LAS VEGAS

Entries: 216

FINAL STANDINGS //

1. Lindsay Boomershine, Brigham City, Utah, 202 (one game), \$60,000
2. Maria Jose Rodriguez, Colombia, 378 (two games), \$30,000
3. Carlene Beyer, Ogdensburg, Wis., 400 (two games), \$22,500
4. Correen Acuff, Surprise, Ariz., 385, (two games), \$17,500
5. Dasha Kovalova, Muskegon, Mich., 190, (one game), \$12,500

STEPLADDER RESULTS //

Match No. 1 – Acuff def. Kovalova, 215-190

Match No. 2 – Beyer def. Acuff, 202-170

Semifinal – Rodriguez def. Beyer, 202-198

Championship – Boomershine def. Rodriguez, 202-176

Lindsay Boomershine of Brigham City, Utah, won the 2023 United States Bowling Congress Queens by defeating Colombia's Maria Jose Rodriguez, 202-176, at Sam's Town Bowling Center.

The victory allowed Boomershine to walk away with the \$60,000 first-place prize and coveted Queens tiara. She was able to collect her first Professional Women's Bowling Association Tour title, and a major at that.

To secure the victory, Boomershine, a 37-year-old right-hander, was forced to come through in the clutch in a fashion that many youngsters dream about and simulate on the practice lanes every day.

Just four pins separated Boomershine and Rodriguez with two frames to go in the title match.

Rodriguez, the 2014 Queens champion and one of Boomershine's best friends, applied the pressure by delivering a double in the eighth and ninth frames.

Nevertheless, Boomershine stepped up for her ninth and 10th frames with the opportunity to strike out to finish off Rodriguez.

Things wouldn't be that easy, however, as Boomershine's ball came in light to the 1-3 pocket during the ninth frame, leaving the 2-4 standing. Undaunted, she easily converted the spare.

Still, the advantage shifted sides at that point as no matter what Boomershine did in the 10th, Rodriguez would have a chance to top it.

But just as she had all week long, Boomershine refused to be distracted by what her opponent could or couldn't do; instead, she kept her focus solely on what she could control, making the best shots possible to finish her game.

That focus paid off in a major way as despite having only struck four times up to that point in the match, Boomershine delivered three clutch strikes in the 10th frame to post a score of 202.

Those strikes forced Rodriguez to throw a double of her own to start the 10th or else surrender the title to Boomershine. It wasn't meant to be as her first shot in the 10th frame came in light, leaving the 2-4-10 to end the match and give Boomershine her first title in her seventh PWBA Tour stepladder finals appearance.

Rodriguez settled for second place and took home \$30,000.

Boomershine wasn't the only bowler who came to Sam's Town looking to fulfill her dreams as No. 3 seed Carlene Beyer of Ogdensburg, Wisconsin; No. 4 seed Correen Acuff of Surprise, Arizona, and No. 5 seed Dasha Kovalova of Muskegon, Michigan, had big things on their minds as well.


Acuff kicked off the stepladder by taking down Kovalova, the 2019 Queens champion, by a final score of 215-190.

That's as far up the ladder as Acuff would climb, however, as she fell to Beyer, 202-170, in the Match 2 battle of PWBA Tour rookies.

Beyer would go on to put up a valiant fight against Rodriguez during the semifinals, but a costly 3-4-6-7 split and open frame by Beyer in the ninth allowed Rodriguez to emerge with a hard-fought 202-198 win that set up the title tilt with her close friend.

Beyer took home \$22,500 for her third-place finish. Acuff earned \$17,500 for finishing fourth, and Kovalova walked away with \$12,500 for placing fifth.

The 2023 Queens started with 216 competitors. After 15 games of qualifying over three days, the top 63 players and Birgit Noreiks of Germany, who was guaranteed a spot in the bracket as the defending champion, advanced to match play.



2023 U.S. OPEN

JANUARY 30 – FEBRUARY 6 | ROYAL PIN WOODLAND INDIANAPOLIS

Entries: 108

FINAL STANDINGS //

1. EJ Tackett, Bluffton, Ind., 221 (one game), \$100,000
2. Kyle Troup, Taylorsville, N.C., 837 (four games), \$50,000
3. Tomas Kayhko, Finland, 215 (one game), \$25,000
4. Anthony Simonsen, Las Vegas, 177 (one game), \$16,000
5. Richard Teece, England, 192 (one game), \$10,000

STEPLADDER RESULTS //

- Match No. 1 – Troup def. Teece, 192-187
 Match No. 2 – Troup def. Simonsen, 203-177
 Semifinal – Troup def. Kayhko, 219-215
 Championship – Tackett def. Troup, 221-208

EJ Tackett of Bluffton, Indiana, defeated Kyle Troup of Taylorsville, North Carolina, 221-208, to win the 2023 U.S. Open presented by Go Bowling! at Royal Pin Woodland in Indianapolis.

The victory gave Tackett his first U.S. Open title and third major overall, earning him the career triple crown.

Tackett won the 2016 Professional Bowlers Association World Championship in Reno and the 2017 FireLake Tournament of Champions in Owasso, Oklahoma.

Now that he's added the green jacket to his trophy case, Tackett just needs a United States Bowling Congress Masters title to achieve the grand slam.

The championship match was tied at 164 through eight frames, which meant that both Tackett and Troup had the opportunity to strike out to finish at 224.

Troup struck in the ninth and on the first ball in the tenth, but his second shot in the final frame left the Big 4 (4-6-7-10 split).

He was unable to convert, taking two pins to finish with a final score of 208.

Nevertheless, Troup's first strike was crucial as it meant that Tackett would have to match with a strike of his own to start the tenth. If he

failed to do so, he would be the U.S. Open runner up for the second consecutive year.

With everything on the line, Tackett stepped up and delivered a flush shot into the 1-3 pocket.

Now, he needed at least seven pins on his next two balls in order to win the crown.

Leaving nothing to chance, Tackett delivered another flush strike, giving him the trophy, the green jacket and the \$100,000 first-place prize.

Troup nearly completed his own fairytale U.S. Open ending, winning the previous day's stepladder battle between seeds No. 5-9 on FS 1 and emerging victorious in the first three matches on FOX before eventually falling to Tackett in the title bout.

Troup began his day with a 207-192 victory over England's Richie Teece, this year's No. 4 seed.

Defending champion Anthony Simonsen of Las Vegas was Troup's Match 2 opponent.

It wasn't meant to be for the defending champion, however, as his first ball in the 10th went high and left the 3-4-6-7 split, which gave Troup a 203-177 victory and ended Simonsen's valiant bid for a U.S. Open repeat.


With Simonsen vanquished, Tomas Kayhko of Finland awaited Troup in the semifinals.

Troup delighted the standing-room-only crowd with a four-bagger in frames five through eight to erase an early deficit and go on to a 219-215 win.

With his place in the championship match secured, Troup stood just one victory away from completing a successful run up the stepladder and taking home the U.S. Open title.

That victory would have been all the more impressive when considering that until this year, Troup had never even managed to qualify for match play in a U.S. Open.

However, once the title match started, it was clear that Troup wasn't




content just to be there; he had designs on winning.

He fought Tackett hard throughout, using an early turkey in frames two, three and four and a clutch double in the sixth and seventh to tie the match up at 164 with just two frames to go.

But that's when Tackett stepped up and delivered the shots he needed to bring home the title and put Troup's U.S. Open title aspirations on hold for at least another year.

This year's field at Royal Pin Woodland was made up of the sport's top performers in recent seasons. It included the leaders on the PBA Tour points list, Team USA and Junior Team members, top performers at USBC events and PBA majors, and those who advanced from an on-site pre-tournament qualifier last weekend.

The 2023 U.S. Open was a collaborative effort between the United States Bowling Congress and Bowling Proprietor's Association of America. The total prize fund for the event exceeded \$275,000.



2023 U.S. WOMEN'S OPEN RESULTS

JUNE 14 – 20 | ABC GATES BOWL

GATES, N.Y.

Entries: 108

FINAL STANDINGS //

1. Bryanna Coté, Tucson, Ariz., 401 (two games), \$60,000
2. Clara Guerrero, Colombia, 142 (one game), \$30,000
3. Danielle McEwan, Stony Point, N.Y., 638 (three games), \$22,000
4. Diana Zavjalova, Latvia, 192 (one game), \$17,000
5. Liz Johnson, Niagara Falls, N.Y., 201 (one game), \$13,000

STEPLADDER RESULTS //

Match No. 1 – McEwan def. Johnson, 212-201
Match No. 2 – McEwan def. Zavjalova, 227-192
Semifinal – Coté def. McEwan, 248-199
Championship – Coté def. Guerrero, 153-142

Bryanna Coté of Tucson, Arizona, doesn't consider herself a particularly goal-oriented person; nevertheless, she created a list of things she wanted to accomplish during her Professional Women's Bowling Association Tour career.

Not surprisingly, two of the items on that list were to win a major championship and to one day be named PWBA Player of the year.

She checked the second goal off the list after being named Player of the Year at the end of the 2021 PWBA Tour season, and she secured the first by defeating Colombia's Clara Guerrero, 153-142, at ABC Gates Bowl to win the 2023 U.S. Women's Open and capture her first career major title.

The victory earned the 37-year-old right-hander the coveted green jacket, the iconic trophy and the \$60,000 first-place check. Guerrero earned \$30,000 for finishing second.

The U.S. Women's Open was broadcast live on CBS Sports Network and the title match featured four lead changes and wasn't decided until the 10th frame.

Coté stepped up in the 10th needing nine pins on her first ball to secure the win.

Coté's potential game-winning delivery drifted high on the head pin and she left the 3-6-10 standing. That meant that the outcome of the 2023 U.S. Women's Open would come down to spare shooting.

If Coté could take two or more pins on the conversion attempt, she'd be a major champion; anything less, and the box next to "major championship" on her list would have to remain unchecked.

Unwilling to let the opportunity to reach that goal slip through her fingers, Coté covered the spare and then counted eight on her fill ball to put the finishing touches on an 11-pin victory.

The victory was the fifth of Coté's PWBA Tour career.

Coté earned her spot in the title match by stopping the run of No. 5 seed Danielle McEwan of Stony Point, New York, who was attempting to run the stepladder to collect her second U.S. Women's Open title – she won the 2019 event in North Las Vegas.

McEwan opened the stepladder finals with a hard-fought 212-201 victory over No. 4 seed Liz Johnson of Niagara Falls, New York, who was seeking her seventh title at the hallowed tournament.

The win gave McEwan the opportunity to take on two-time United States Bowling Congress Queens champion Diana Zavjalova of Latvia in Match 2.

McEwan got the better of that matchup as well, downing Zavjalova, 227-192, to collect her second win of the night and punch her ticket to the semifinals.

That's where McEwan's ride would end, however, as she fell to Coté by a final score of 248-199. That sent Coté through to the title match while sending McEwan home with third place and \$22,00.

Zavjalova and Johnson took home \$17,000 and \$13,000, respectively.


All 108 competitors at the 2023 U.S. Women's Open bowled 24 qualifying games over three days to determine the 36 players advancing to Round 4. After eight additional games, the field was cut to the top 24 bowlers for round-robin match play.

The five finalists were determined by total pinfall, including bonus pins, for 56 games.





2023 TEAM USA



All United States Bowling Congress members have the opportunity to represent their country in international competition as members of Team USA or Junior Team USA.

As has become tradition, the year kicked off with the 2023 USBC Team USA Trials and U.S. National Amateur Bowling Championships at Gold Coast Bowling Center in Las Vegas. The events concluded with the introduction of Team USA and Junior Team for 2023. The Junior Team USA rosters also included those who qualified for the team through the Junior Gold Championships.

Breanna Clemmer of Clover, South Carolina, and Jakob Butturff of Tempe, Arizona, claimed spots by winning their respective divisions during Team USA Trials competition, which consisted of 30 games bowled over the course of five days across five challenging oil patterns.

Clemmer, a 25-year-old right-hander who competes as a member of the Professional Women's Bowling Association Tour, averaged 221.5 per game for the week and finished in the daily top three during four of the five qualifying rounds to best a field of 149 women.

Butturff averaged 232.2 and collected two first-place finishes and a third-place effort enroute to topping the 174-player men's field.

Jillian Martin of Stow, Ohio, and Brandon Bohn of Jackson, New Jersey, also earned titles, and they made some history in the process.

Martin and Bohn, who were both just 18 years old at the time, were crowned the nation's top amateur bowlers by winning their respective divisions at the 2023 National Amateur Bowling Championships, which was contested simultaneously with Team USA Trials using the same qualifying scores.

With the rosters for Team USA and Junior Team USA finalized for 2023, it was time for the program's talented bowlers to get down to business and hit the lanes for some competition.

The Team USA men were up first as they kicked off the international competition season at the 2023 PANAM Bowling Male Championships, which was contested at Sebelén Bowling Center in Santo Domingo, Dominican Republic from May 21-28.

The American squad featured Brandon Bohn of Jackson, New Jersey; John Janawicz of Winter Haven, Florida; Nick Pate of Inver Grove Heights, Minnesota; Matt Russo of Ballwin, Missouri; Darren Tang of Las Vegas; and Chris Via of Blacklick, Ohio.

The event didn't start off the way Team USA bowlers and coaches were hoping for as the Americans missed out on medals in both singles and doubles by just a single pin.

However, the group rebounded to capture gold and bronze during trios on the second-to-last day of competition and gold during the coveted team event on the final day to make the trip a rousing success.

Two months later, eight Junior Team USA bowlers competed at the PANAM Bowling Youth Championship 2023, which was contested from July 31-Aug. 4 at VIDENA Bowling Center of La Villa Deportiva Nacional (VIDENA) in Lima, Peru.

The girls' team representing Junior Team USA featured Katelyn Abigania of San Diego; Gianna Brandolino of Channahon, Illinois; Lara Kurt of Ocean Isle Beach, North Carolina; and Annalise OBryant of Ball Ground, Georgia.

The boys' team included Ryan Barnes of Denton, Texas; Brandon Bonta of Wichita, Kansas; Spencer Robarge of Springfield, Missouri; and Julian Salinas of Richmond, Texas.

The PANAM Bowling Youth Championship 2023 consisted of singles, doubles, trios, mixed doubles and team competition, and Team USA bowlers took home just about every available medal up for grabs during those events.

As a group, the Americans medaled 17 times in 20 opportunities during its week in Peru with Day 1's singles competition marking the only time the Americans failed to collect every available medal.

Next up for Team USA was the Pan American Games in Santiago, Chile, where approximately 7,000 athletes from 41 countries came together to compete in 39 sports.

Team USA was represented by the quartet of Bonta, Clemmer, A.J. Johnson of Oswego, Illinois, and Jordan Richard of Tipton, Michigan

The bowling competition ran from Oct. 20 through Nov. 5 at Plaza Vespucio Centro de Bowling, and, not surprisingly, the four American's were in the thick of the medal hunt from start to finish.

Clemmer and Richard teamed up to win the women's doubles gold medal while Johnson fired a 300 game and 795 series en route to securing gold in men's singles.

With Team USA and Junior Team USA bowlers having carried the torch for



most of the competition year, it was only fitting that eight members of Senior Team USA took to the lanes for the final international event of 2023.

That list included Chris Barnes of Denton, Texas; Tom Hess of Granger, Iowa; John Janawicz of Winter Haven, Florida; and Troy Lint of Blandon, Pennsylvania, will comprise the men's team while the women's squad will be represented by Dana Ausec and Tish Johnson, both of Colorado Springs, Colorado; Sharon Powers of Lakewood, Colorado; and Jodi Woessner of Oregon, Ohio.

The octet was selected to represent Team USA at the IBF 2023 World Senior Championships in Cali, Colombia, which was held at a 20-lane bowling center in Cali's sports complex from Dec. 7-14.

To say that the Americans performed well at the 2023 World Senior Championships would be a bit of an understatement; the group was dominant, capturing 23 of a possible 32 medals during the weeklong event.

TEAM USA 2023 //

MEN

Andrew Anderson, Holly, Mich.
Brandon Bohn, Jackson, N.J.
Brandon Bonta, Wichita, Kan.
Jakob Butturff, Tempe, Ariz.
John Janawicz, Winter Haven, Fla.
AJ Johnson, Oswego, Ill.
Nick Pate, Inver Grove Heights, Minn.
Kristopher Prather, Romeoville, Ill.
Matthew Russo, Ballwin, Mo.
Darren Tang, Las Vegas
Kyle Troup, Taylorsville, N.C.
Chris Vía, Blacklick, Ohio

WOMEN

Julia Bond, Lincoln, Neb.
Breanna Clemmer, Clover, S.C.
Bryanna Coté, Tucson, Ariz.
Mabel Cummins, Hermitage, Tenn.
Olivia Farwell, Elizabethtown, Pa.
Rebecca Hagerman, Loves Park, Ill.
Jillian Martin, Stow, Ohio
Danielle McEwan, Stony Point, N.Y.
Mary Orf, St. Louis
Lauren Pate, Ballwin, Mo.
Shannon Pluhowsky, Dayton, Ohio
Jordan Richard, Maumee, Ohio
Stephanie Zavala, Downey, Calif.

JUNIOR TEAM USA 2023 //

BOYS

Ryan Barnes, Denton, Texas
Andru Blaney, Indian Head, Md.
Brandon Bohn, Jackson, N.J.

Justin Bohn, Jackson, N.J.
Brandon Bonta, Wichita, Kan.
Zach Greim, Poway, Calif.
Bobby Habetler, Park Ridge, Ill.
Landin Jordan, Sycamore, Ill.
Jeremy Kinealy, St. Louis
Chris LeSuer, Kent, Ohio
Jordan Malott, Austin, Texas
Anthony Neuer, Milton, Pa.
CJ Petrin, Chattanooga, Tenn.
Spencer Robarge, Springfield, Mo.
Julian Salinas, Richmond, Texas
Nathan Smith, Noblesville, Ind.
Carter Street, Dublin, Ohio
Micah Voorhis, Cherry Hill, N.J.

GIRLS

Katelyn Abigania, San Diego
Gianna Brandolino, Channahon, Ill.
Anna Callan, La Crosse, Wis.
Mabel Cummins, Hermitage, Tenn.
Jaelle Hamman, Jarell, Texas
Erin Klemencic, Powder Springs, Ga.
Lara Kurt, Ocean Isle Beach, N.C.
Haley Lindley, Greenwood, S.C.
Jennifer Loreda, Fresno, Calif.
Jillian Martin, Stow, Ohio
Kirsten Moore, Tallmadge, Ohio
Annalise OBryant, Ball Ground, Ga.
Mary Orf, St. Louis
Brianna Rogers, Florence, S.C.
Brooke Salzman, Inver Grove Heights, Minn.
Maggie Thoma, New Braunfels, Texas
Victoria Varano, Stony Point, N.Y.
Ashtyn Woods, Santa Rosa, Calif.

DEVELOPMENTAL PROGRAM

JUNIOR TEAM USA 2023 //

BOYS

Keegan Alexander, Killeen, Texas
Griffin Jordan, Sycamore, Ill.
Landin Jordan, Sycamore, Ill.
Kai Strothers, Maplewood, N.J.

GIRLS

Katelyn Abigania, San Diego
Avery Domaguin, San Diego
Samantha Kanehailua, Pearl City, Hawaii
Kaitlyn Stull, Raleigh, N.C.

PARA TEAM USA 2023 //

MEN

George Holscher – Chesapeake, Va.
Eddy Hutchens – Franktown, Colo.
David Nelson, Jr – Gretna, Neb.
Mark Shepherd – Colorado Springs, Colo.

WOMEN

Debra Freed - Framingham, Mass.
Jennifer Hooten – Norman, Okla.
Emma "Toodie" Perry – Bakersfield, Calif.
Stacy Sanders – Bakersfield, Calif.

2023 RESULTS

USBC TEAM USA TRIALS //

JAN. 3 – 7 | GOLD COAST BOWLING CENTER
LAS VEGAS

MEN

(Position, name, hometown, total points. Points based on finishing position in each round.)

1. Jakob Butturff, Tempe, Ariz., 44
2. Brandon Bonta, Wichita, Kan., 58
3. AJ Johnson, Oswego, Ill., 62
4. Matthew Russo, Ballwin, Mo., 80
5. Brandon Bohn, Jackson, N.J., 85
6. John Janawicz, Winter Haven, Fla., 88
7. Spener Robarge, Springfield, Mo., 108
8. Andrew Anderson, Holly, Mich., 122
9. Christopher Vía, Blacklick, Ohio, 131
10. Kristopher Prather, Romeoville, Ill., 139

WOMEN

(Position, name, hometown, total points. Points based on finishing position in each round.)

1. Breanna Clemmer, Clover, S.C., 32
2. Jordan Richard, Tipton, Mich., 54
3. Jillian Martin, Stow, Ohio, 54
4. Olivia Farwell, Elizabethtown, Pa., 84
5. Bryanna Cote, Tucson, Ariz., 99
6. Mary Orf, St. Louis, 99
7. Katelyn Abigania, San Diego, 100
8. Lauren Pate, Ballwin, Mo., 107
9. Mabel Cummins, Hermitage, Tenn., 118
10. Rebecca Hagerman, Loves Park, Ill., 118





U.S. NATIONAL AMATEUR //

JAN. 3-7 | GOLD COAST BOWLING CENTER, LAS VEGAS
(To be eligible for the U.S. Amateur, a bowler must not hold or have held a professional membership (PBA or PWBA) in 2022. Also, anyone who has won a professional title (regional, national or senior) as a professional was not eligible to compete as an amateur. The top three amateurs in each division advanced to the stepladder finals.)

MEN

SEMIFINAL: Brandon Bohn, Jackson, New Jersey, def. John Janawicz, Winter Haven, Fla., 268-212
CHAMPIONSHIP: Bohn def. Brandon Bonta, Wichita, Kan., 211-199

WOMEN

SEMIFINAL: Mary Orf, St. Louis, def. Katelyn Abigania, San Diego, 256-197
CHAMPIONSHIP: Jillian Martin, Stow, Ohio, def. Orf, 199-170

2023 PANAM BOWLING MALE CHAMPIONSHIPS //

MAY 21 – 28 | SEBELEN BOWLING CENTER
SANTO DOMINGO, DOMINICAN REPUBLIC

MEN

SINGLES: No U.S. medals
DOUBLES: No U.S. medals

TEAM: Brandon Bohn, John Janawicz & Matt Russo, gold;
Nick Pate, Darren Tang & Chris Via, bronze
MIXED TEAM: Brandon Bohn, John Janawicz, Nick Pate, Matt Russo, Darren Tang & Chris Via, gold

PANAM BOWLING YOUTH CHAMPIONSHIP 2023 //

JULY 30 – AUG. 4 | VIDENA BOWLING CENTER OF LA
VILLA DEPORTIVA NACIONAL (VIDENA) | LIMA, PERU

MEN

SINGLES: Spencer Robarge, gold; Brandon Bonta, silver
DOUBLES: Spencer Robarge & Julian Salinas, gold; Ryan Barnes & Brandon Bonta, silver
TRIOS: Brandon Bonta, Spencer Robarge & Julian Salinas, gold
TEAM: Ryan Barnes, Brandon Bonta, Spencer Robarge & Julian Salinas, gold
ALL EVENTS: Brandon Bonta, gold; Ryan Barnes, silver; Spencer Robarge, bronze

WOMEN

SINGLES: Lara Kurt, silver
DOUBLES: Katelyn Abigania & Lara Kurt, gold; Gianna Brandolino & Annalise OBryant, bronze
TRIOS: Katelyn Abigania, Lara Kurt & Annalise OBryant, gold
TEAM: Katelyn Abigania, Gianna Brandolino, Lara Kurt & Annalise OBryant, gold
ALL EVENTS: Katelyn Abigania, gold; Lara Kurt, silver; Annalise OBryant, bronze

PAN AMERICAN GAMES //

NOV. 2 – 5 | PLAZA VESPUCCIO CENTRO DE BOWLING
SANTIAGO, CHILE

MEN

SINGLES: AJ Johnson, gold
DOUBLES: No U.S. medal

WOMEN

SINGLES: Breanna Clemmer, bronze
DOUBLES: Breanna Clemmer & Jordan Richard, gold

IBF 2023 WORLD SENIOR CHAMPIONSHIPS //

DEC. 7 – 14 | CALI SPORTS COMPLEX
CALI, COLOMBIA

MEN

SINGLES: Tom Hess, bronze
DOUBLES: Chris Barnes & John Janawicz, gold; Parker Bohn III & Tom Hess, bronze
TEAM: Chris Barnes, Parker Bohn III, John Janawicz & Tom Hess, gold

WOMEN

SINGLES: Dana Ausec, gold; Jodi Woessner, silver;
DOUBLES: Sharon Powers & Jodi Woessner, gold; Ausec & Johnson, bronze
TEAM: Dana Ausec, Tish Johnson, Sharon Powers & Jodi Woessner



2023 INTERCOLLEGIATE TEAM AND SINGLES CHAMPIONSHIPS

APRIL 18 – 22 | SOUTH POINT BOWLING PLAZA
LAS VEGAS

The Wichita State men and McKendree women captured team championships, and Wichita State's Paige Wagner and Webber International's A.J. Wolstenholme claimed singles titles at the 2023 Intercollegiate Team and Singles Championships at South Point Bowling Plaza.

The championship rounds in the men's and women's divisions in each event were taped for broadcast on CBS Sports Network. All qualifying and match-play rounds held prior to the televised finals were broadcast on BowlTV.com.

The men's team final was a highly anticipated bout between Wichita State and St. Ambrose, the same two teams who battled it out for the ITC title two years ago in Grand Rapids, Michigan.

Wichita State won the 2021 contest by a margin of 3-2 to collect its 12th men's national title.

As such, St. Ambrose came into the title match hoping for some payback and looking to do whatever was within its power to keep the Shockers from collecting their 13th ITC crown.

But much to the disappointment of the St. Ambrose faithful, the Fighting Bees just never got on track.

Instead, it was Wichita State that was stringing the strikes and bringing the energy during a 3-0 sweep of St. Ambrose.

The Shockers struck on six of their first seven shots and nine times overall to take the opening game of the match by a score of 234-199.

The teams switched lanes prior to Game 2, but the results were the same as a combination of Wichita State strikes and St. Ambrose opens allowed the Shockers to cruise to a 211-152 victory and a 2-0 lead in the match.

The two squads were tied after six frames of Game 3, but a St. Ambrose split and open in the eighth coupled with Shocker strikes in the seventh, eighth, ninth, and 10th ended the match and allowed Wichita State to secure its second ITC title in the last three seasons.

That gives the Shockers 13 men's national titles. Saginaw Valley State is next on the all-time list with four.

The 2023 Wichita State championship team included Ryan Barnes, Brandon Bonta, Brandon Caruso, David Hayes, Alec Keplinger, Spencer Robarge, T.J. Rock and Nick Sommer.

Bonta earned this year's Chris Stoehr Sportsmanship award in the men's division, and Keplinger was named to the 2023 ITC All-Tournament team and was named its men's most valuable player.

Joining Keplinger on the men's all-tournament team were Tyler Betz of Tennessee Southern, St. Ambrose's Cameron Crowe, Wisconsin-Whitewater's Garrett Meadows and Michael Nape Jr. from St. Francis-Illinois.

In the women's title match, McKendree took advantage of a late Maryville open to take Game 1 by a final score of 205-201.

The momentum then shifted in Maryville's direction during the next two games as the Saints rode an opening seven bagger to a 232-220 win in Game 2 and then capitalized on four McKendree opens to come out on top 225-171 during Game 3.

That put Maryville up 2-1 and just one win away from securing the first ITC title in program history.

The Bearcats started Game 4 with a four bagger and would go on to strike 10 times in total during a 234-180 victory that evened the match 2-2 and left the 2023 national title up to a fifth and deciding game.

Both teams came out strong during the finale with McKendree starting with another four bagger and Maryville responding with spare-four bagger of its own to keep the match tied through five frames.

Disaster struck the Saints in the sixth frame, however, as they were unable to convert a 10 pin. Not only did that halt Maryville's string of strikes, but it also allowed McKendree to take an eight-pin lead with just four frames remaining.

The Saints bounced back strong with a strike in the seventh frame, but they were only able to muster spares during frames eight and nine.

McKendree, meanwhile, spared in the seventh and eighth, but fourth bowler Rebecca Hagerman delivered a crucial strike in the ninth.





That put the Bearcats in position to win. If anchor bowler Hope Gramly could go strike-seven in the 10th frame, McKendree would be national champions once again.

Showing the poise and shot-making ability that caused her to be named a 2023 National Collegiate Bowling Coaches Association First Team All-American, Gramly calmly stepped up and delivered a flush strike.

Needing seven pins to officially secure the title, Gramly hit the pocket again in the 11th, toppling nine pins to officially eliminate Maryville and earn McKendree its second ITC crown – the Bearcats won their first in 2017 – to go along with its pair of NCAA championships.

Gramly was named the 2023 ITC women's most valuable player shortly after the title match concluded.

McKendree's 2023 championship team featured Isabel Allen, Keyla Covarrubias, Angelique Dalesandro, Gramly, Rebecca Hagerman, Maranda Pattison, Kayla Smith and Anna Warkel.

Joining Gramly on the all-tournament team were Allen, Wichita State's Juliana Botero, Maryville's Natalie Heltne and Lauren Tomaszewski of North Carolina A&T.

The Chris Stoehr Sportsmanship award went to Lara Kurt of Savannah College of Art and Design-Savannah.

In the women's singles title tilt, Wagner beat Maryville's Anna Maxwell, 211-203, to win the ISC crown.

Wagner seized control of the title match from the word go, starting with a four bagger and striking on six of her first seven shots to establish a 42-pin lead through seven frames.

Things got a bit dicey from there, however, as Wagner left a pocket 7-10 split in the eighth and chopped a 4-7 in the ninth to give Maxwell new life.

If the Maryville sophomore could strike out in the eighth, ninth, and 10th, she could shoot 223, which would best Wagner's max of 222 and complete an improbable come-from-behind victory for the national title.

Maxwell took the first step, making a ball change and delivering a flush strike on the right lane; unfortunately, that's as far as the string would go as the following delivery resulted in a 10 pin.

She converted the spare easily, but the damage was done as not striking lowered her max score down to 203.

Wagner sat at 192 through nine frames, meaning that a mark of any kind and two pins in the 10th would get her the victory.

The Wichita right-hander's first shot in the final frame crept high, but the 4 pin was all that was left standing.

For a player of Wagner's caliber, converting a 4 pin is usually a low-stress proposition.

However, considering that she had missed that very pin while chopping the 4-7 one frame earlier, it was clear that the Wichita right-hander could not afford to take the shot for granted.

She didn't; instead, she took her time, covered the spare without any concern and moved herself just one shot and two pins away from the winner's circle.

Wagner delivered another pocket shot, knocking down nine pins to finish at 211 and officially secure the 2023 ISC title.

Maxwell finished strong, striking out during her 10th frame to make the final score 211-203.

Wagner certainly made her fair share of great shots throughout her two matches during the TV finals.

She started her day with an eight-strike performance – nine if it weren't for the foul on the last shot – to eliminate Kurt (235-226) before putting up seven strikes in her title-clinching defeat of Maxwell.

Wagner finished the day with 14 strikes and an average of 223 for her two games.

In the other women's semifinal, Maxwell defeated Stephen F. Austin's Chloe Skurzynski by a score of 238-223, ending Skurzynski's bid to become just the second bowler to complete a successful ISC women's title defense – Emily Eckhoff of Hastings College accomplished the feat by notching back-to-back titles in 2015 and 2016.

In the men's final, Wolstenholme jumped ahead of Fresno State's Vincent Luong early and never looked back.

The Webber International two-hander used three strikes and a spare to establish a 29-pin lead after just four frames.

Luong tried to cut into the lead by firing a double in the sixth and seventh frames, but it wasn't nearly enough as Wolstenholme closed the match with a seven bagger to breeze to a 259-170 victory and the 2023 ISC men's title.

Considering the fact that three of the four men's finalists were from Webber International – Adam Atkins and Austin Grammar also competed on the ISC men's show – Wolstenholme had teammates nearby and a sizable cheering section in his corner.

He struck on six of his first eight shots during his semifinal match with fellow Warrior Atkins, who suffered two opens during that same stretch. That allowed Wolstenholme to cruise to a 224-173 victory and earn his place in the finals.



On the day, Wolstenholme struck 17 times in 23 chances and maintained an average of 241.5.

In the other semifinal, Luong defeated Grammar by a final score of 204-169.

Teams and individuals competing at South Point Bowling Plaza this week earned their spots at the ITC and ISC through four sectional qualifiers held throughout the country in March.

2023 INTERCOLLEGIATE TEAM CHAMPIONSHIPS

SOUTH POINT BOWLING PLAZA, LAS VEGAS

WOMEN'S CHAMPIONSHIP //

McKendree def. Maryville, 3-2 (205-201, 220-232, 171-225, 234-180, 233-214)

MEN'S CHAMPIONSHIP //

Wichita State def. St. Ambrose, 3-0 (234-199, 211-152, 217-195)

WOMEN'S ALL-TOURNAMENT TEAM //

Hope Gramly, McKendree (Most Valuable Player)
Isabel Allen, McKendree
Juliana Botero, Wichita State
Natalie Heltne, Maryville
Lauren Tomaszewski, North Carolina A&T

MEN'S ALL-TOURNAMENT TEAM //

Alec Keplinger, Wichita State (Most Valuable Player)
Tyler Betz, Tennessee Southern
Cameron Crowe, St. Ambrose
Garrett Meadows, Wisconsin-Whitewater
Michael Nape Jr., St. Francis-Illinois

2023 INTERCOLLEGIATE SINGLES CHAMPIONSHIPS

SOUTH POINT BOWLING PLAZA, LAS VEGAS

MEN'S SEMIFINALS //

A.J. Wolstenholme, Webber International def. Adam Atkins, Webber International, 224-173
Vincent Luong, Fresno State def. Austin Grammar, Webber International, 204-169

MEN'S FINAL //

Wolstenholme def. Luong, 259-170

WOMEN'S SEMIFINALS //

Paige Wagner, Wichita State def. Lara Kurt, Savannah College of Art and Design-Savannah, 235-226
Anna Maxwell, Maryville def. Chloe Skurzynski, Stephen F. Austin, 238-223

WOMEN'S FINAL //

Wagner def. Maxwell, 211-203



2023 JUNIOR GOLD CHAMPIONSHIPS

JULY 10 – 22
INDIANAPOLIS

More than 3,250 United States Bowling Congress Youth members competed at Junior Gold 2023, traveling across six bowling centers in the Indianapolis area in hopes of winning a sizable portion of the approximately \$450,000 scholarship fund, making a run at a national title and claiming a spot on Junior Team USA.

In the end, eight champions were crowned after the stepladder finals in the 20-and-under, 18-and-under, 15-and-under and 12-and-under divisions at Royal Pin Western.

The 2023 roster of champions included Carter Street of Dublin, Ohio (U20), Aidan Furukawa of Sunbury, Ohio (U18), Ernesto Reynoso of Folsom, California (U15), and Ryan Campbell of Clinton, South Carolina (U12), in the boys divisions. The champions on the girls side were Jenna Stretch of Auburn Township, Ohio (U20), Gianna Brandolino of Joliet, Illinois (U18), Larielle Tharps of Orlando, Florida (U15) and Alexandra McCowan of Anaheim, California (U12).

BowlTV.com livestreamed competition throughout qualifying and the double-elimination brackets, while the stepladder finals were taped and televised by CBS Sports Network.

U20 Boys

Carter Street of Dublin, Ohio, won the title match over Julian Salinas of Richmond, Texas, 204-201.

The title match pitted a pair of current Junior Team USA members against each other, and it ended in stunning fashion.

Salinas, who bowls collegiately at Savannah College of Art and Design-Savannah, grabbed the early lead by starting the match with strikes in each of the first four frames. Both players suffered open frames in the fifth when each was unable to convert 4-6-7 splits.

Salinas would strike in the sixth frame and convert three consecutive single-pin spares in frames seven through nine. Street, who bowls at Wichita State University, struck in the sixth, converted a spare in the seventh, then strung together three consecutive strikes in frames eight, nine and on his first shot in the 10th. He then left the 4-6 split on his second shot in the

10th and finished with 204.

That left Salinas needing a mark in the 10th to secure the win. He left the 10 pin on his first shot in the 10th and then missed the spare, sending his ball into the gutter before it reached the 10 pin. Salinas stood at the foul line with a look of disbelief and despair on his face as Street sat stunned in his seat, trying to process his victory.

Salinas, who was the #3 seed for the finals, made it to the title match by defeating #2 seed Austin Grammar of Hamersville, Ohio, in the semifinal match, 237-172.

Grammar, who bowls at Webber International University, was undone by open frames in the fourth after a 4-6 split, and in the sixth and ninth when he failed to convert the 3-6-10 and a 10 pin respectively. Salinas put the match away with a pair of three-baggers in frames four through six and eight through 10.

U20 Girls

Jenna Stretch of Auburn Township, Ohio, defeated Jillian Martin of Stow, Ohio, 235-214, in the girls title match.

While the girls title match didn't offer as much drama as the boys, it did feature an impressive performance by Stretch, who had never finished higher than 57th in her three previous attempts at the Junior Gold Championships.

Martin endured a rough start to the title match after looking comfortable and confident in a 233-181 semifinal victory over Brystal Beyer of Ogdensburg, Wisconsin.

Martin, a member of the bowling team at the University of Nebraska, suffered three consecutive splits to start the final match (4-6-7 in frame one, 2-4-8-10 in frame two and a pocket 7-10 in frame three) and was unable to convert any of them.

Martin did bowl well the rest of the way, striking on every shot except the seventh frame, when she converted the 2-8 combination, and on her fill ball in the 10th.

The problem for Martin was that Stretch never let her back in the match after those early open frames. Stretch struck seven times, including a four-bagger in frames three through six, never had an open frame, and threw a double late in the match that helped seal the win.

For Martin, a Junior Gold Championships title remains about the only



thing she hasn't accomplished in a decorated youth bowling career. Her second-place finish marked her sixth top-10 finish in this event and the fourth time she's finished in the top five.

Stretch, who competes on the bowling team at Mercyhurst University, said this win means "everything" to her, as does qualifying for Junior Team USA.

The U20 division featured 76 girls and 158 boys at the 2023 Junior Gold Championships.

U18 Boys

Aidan Furukawa of Sunbury, Ohio, took home the U18 boys title by defeating Andrew Robitaille of Pittsfield, Massachusetts, 197-181, in the final match.

Any good bowler will tell you that making spares is crucial to being successful on the lanes, and that fact was on full display during this championship bout.

Aidan didn't record a double and only struck four times in total, but he also made each and every spare conversion he was forced to contend with.

Andrew, meanwhile, was saddled with four splits in the first seven frames, and despite some very solid spare attempts, each split led to an open frame.

Those opens outweighed any and all benefits created by his six strikes and allowed Aidan to wrap up the victory before the 10th frame was completed.

Aidan appeared to be handling the pressure of bowling on TV just fine as he was smiling and playing to the crowd from the moment he walked onto the set.

However, according to Aidan, the relaxed, lighthearted appearance on the outside masked what he was truly feeling inside, which were a lot of nerves. But, he was able to settle himself enough to take home the U18 title and earn his first berth on Junior Team USA.

Andrew earned the opportunity to play spoiler by using a late five-bagger to erase an early deficit and rally past No. 2 seed Daniel Robertson, 226-214, in the semifinals.

Andrew's momentum slowed during the championship match, however, which allowed Aidan to walk away as champion while Andrew settled for third place.

U18 Girls

Gianna Brandolino of Joliet, Illinois, delighted her sizable cheering section by coming away with the U18 girls crown by virtue of a 228-202 defeat

of Karina Capron of Fremont, Nebraska.

Karina certainly didn't go down without a fight, throwing a clutch four-bagger in frames six through nine to force Gianna to get a strike and six pins in the 10th frame to win.

The top seed proved that she was up to the challenge, however, getting the all-important strike and then counting nine on her next ball to officially lock up her first Junior Gold title.

Gianna was impressive during the title match, staying clean and using an opening double and a turkey in the sixth, seventh and eighth frames to keep the advantage firmly on her side.

That advantage was bolstered by the fact that Karina left a pair of early splits that led to open frames.

Still, Karina wasn't about to give up, and when she came up with that late four-bagger, suddenly, Gianna had something to think about.

A lesser player may have stumbled as the pressure mounted, but not Gianna as she captured her first Junior Gold title, and that's a memory she won't soon forget.

Karina earned her place in the title match by doubling in the 10th frame to beat No. 3 seed Kaitlyn Stull of Raleigh, North Carolina, 231-226, during a thrilling U18 girls semifinal.

The U18 division featured 588 girls and 1,313 boys at the 2023 Junior Gold Championships.

U15 Boys

In just his third appearance, Ernesto Reynoso of Folsom, California, reached the Junior Gold winner's circle for the first time by defeating top seed Matteo Quintero of Smyrna, Tennessee, 237-198.

Although Matteo, who won the 2021 U12 boys title, was the player with previous Junior Gold stepladder finals experience, Ernesto looked like the seasoned veteran on this day, delivering a clutch six-bagger in frames four through nine to keep Matteo at arm's length.

As expected, Matteo fought from start to finish; however, when his attempted conversion of the 2-4-5-7 left the 5 pin standing, resulting in an open frame in the seventh, Ernesto's lead was just too big to overcome.

That allowed Ernesto to secure the victory and become the newest U15 boys national champion.

In addition to the trophy, this week's stellar effort allowed Ernesto to earn a spot on the 2024 Junior Team USA Developmental Team, and that meant just as much to him as the Junior Gold title.





Before shooting 237 against Matteo in the title match, Ernesto rattled off a seven-bagger in frames four through 10 to defeat No. 2 seed Landon Dreibelbis of Ashland, Ohio, 246-200, in the semifinals.

Landon recorded eight strikes during that battle, but a pair of splits led to open frames in the third and sixth frames, which was all the room Ernesto needed to jump ahead and never look back.

For his efforts, Landon exited Junior Gold 2023 with a solid third-place finish.

U15 Girls

Larielle Tharps of Orlando, Florida, captured the U15 girls title by topping Macy Jones of Shobonier, Illinois, (10-7) in a one-ball roll-off after the two players finished 10 frames tied at 226.

Larielle opted to begin the roll-off on the right lane, which was where she struck on her fill ball just moments earlier to force the extra session.

Wasting no time, Larielle calmly stepped up and delivered another flush strike, which Macy needed to match in order to extend the roll-off and keep her national championship dreams alive.

Macy's shot appeared to be on target as it raced down the lane, but it wound up hooking high through the head pin, leaving the 4-7-10 split and ending the match in Larielle's favor.

The win was especially gratifying for Larielle because she had come so close twice before, grabbing a runner-up finish in the U12 girls division in 2021 and finishing in the top five in U15 action last year in Grand Rapids.

Early on, it looked like Larielle was going to enjoy a smooth and easy path to the title as she used an opening four-bagger to jump out to a 42 pin lead over Macy just four frames into the match.

Larielle's pace would slow from there, however, with her striking just twice over the course of the next five frames.

Macy, meanwhile, recovered from an open in the fourth frame by notching a four-bagger of her own in frames five through eight to cut Larielle's lead down to just 10 pins heading into the 10th frame.

Feeling the momentum shifting in her favor, Macy delivered three must-have strikes in the tenth to put even more weight upon Larielle's shoulders.

Nevertheless, as Larielle stepped up for her own 10th frame, her destiny rested solely in her own hands.

If she struck on her first ball, she would win. If she didn't, she'd have to convert the spare and strike on the fill ball to tie.

Larielle's first shot in the 10th hit the pocket, but it left a flat 10 pin, meaning the right-hander would have to make the spare and strike to push the match to a roll-off.

Showing the moxie of a player more than twice her age, Larielle did just that, covering the 10 pin with ease and then delivering a no-doubt strike to force the roll-off she'd go on to win.

Macy earned the right to battle Larielle for the title by defeating No. 2 seed Anna Antony of Farmington, Connecticut, 212-161, in the semifinals.

Anna bowled amazing all week long enroute to the second seed; unfortunately, she got off to a slow start on the TV pair, opening the first three frames to allow Macy to quickly jump out to a 64-pin lead.

As expected, Anna kept battling until the very end, but she was simply unable to erase the damage and was forced to settle for a third-place finish.

The U15 division at the 2023 Junior Gold Championships included 326 girls and 700 boys.

U12 Boys

The U12 boys title went to Ryan Campbell of Clinton, South Carolina, who struck on seven of his first eight shots enroute to a 230-144 victory over Kristofer Wagner of Deland, Florida.

With the victory, Ryan was able to fully erase the disappointment of last year's runner-up finish and officially add his name to the very decorated list of Junior Gold champions.

And Ryan didn't just win; he won impressively.

The two-hander started the title match with three strikes in a row before coming in light and leaving the 2 pin in the fourth.

Undaunted, Ryan converted the spare easily and then ripped off a four-bagger in frames five through eight to put the match away before either player stepped up for their final frames.

Kristofer started the championship round with a 256-168 semifinal victory over No. 3 seed Miles Gordon of Columbus, Ohio.

Kristofer started that match with six strikes in a row before his seventh shot crept high, leaving the 6-9-10 and ending his bid for perfection.

Nevertheless, Kristofer converted the spare and struck on three of his final four shots to breeze to victory.

Unfortunately, Kristofer was unable to maintain the momentum during the title match.

After starting spare, strike, spare, spare, Kristofer split during four of the



next five frames, allowing Ryan to establish an unsurmountable lead and take home this year's U12 boys national title.

U12 Girls

Alexandra McCowan of Anaheim, California, led this year's U12 girls division from wire to wire, so it was fitting that she capped her impressive week of bowling off by defeating Jayne Juhasz of Ormond Beach, Florida, 188-160, to take home the 2023 U12 girls national title.

Both bowlers were solid throughout the title match, but as had been the case all week long, in the end, Alexandra's striking power was just too strong.

Alexandra notched clutch doubles in the third and fourth and sixth and seventh frames to establish a 33-pin lead over Jayne with just three frames to go.

Jayne delivered a flush strike in the eighth, but when her first shot in the ninth came in light and left a 4-5 split, it was clear that Alexandra would be taking home this year's title.

Nevertheless, Alexandra maintained the same cool, business-like expression and body language that she'd displayed all week long.

That shows just how poised Alexandra is because most bowlers would've been a bit uneasy after watching Jayne's performance in the semifinals.

Jayne was in complete control of her nerves and the lane conditions during that battle with No. 3 seed Isabella Jones of Edinburgh, Indiana, locking in on the 1-3 pocket and staying clean enroute to a comfortable 200-155 victory.

Jayne attempted to employ a similar strategy during the title match, but a pair of splits and a missed single pin was just too much to overcome, allowing Alexandra to take home the title.

The U12 division featured 102 girls and 226 boys at the 2023 Junior Gold Championships.

2023 JUNIOR GOLD CHAMPIONSHIPS

FINALS AT ROYAL PIN WESTERN | INDIANAPOLIS

FINALS

U20 BOYS

SEMIFINAL: Julian Salinas, Richmond, Texas, def. Austin Grammar, Hamersville, Ohio, 237-172

FINAL: Carter Street, Dublin, Ohio, def. Salinas, 204-201

U20 GIRLS

SEMIFINAL: Jillian Martin, Stow, Ohio, def. Brystal Beyer, Ogdensburg, Wis., 233-181

FINAL: Jenna Stretch, Auburn Township, Ohio, def. Martin, 235-214

U18 BOYS

SEMIFINAL: Andrew Robitaille, Pittsfield, Mass., def. Daniel Robertson, Jackson, N.J., 226-214

FINAL: Aidan Furukawa, Sunbury, Ohio, def. Robitaille, 197-181

U18 GIRLS

SEMIFINAL: Karina Capron, Fremont, Neb., def. Kaitlyn Stull, Raleigh, N.C., 231-226

FINAL: Gianna Brandolino, Joliet, Ill., def. Capron, 228-202

U15 BOYS

SEMIFINAL: Ernesto Reynoso, Folsom, Calif., def. Landon Dreibelbis, Ashland, Ohio, 246-200

FINAL: Reynoso def. Matteo Quintero, Smyrna, Tenn., 237-198

U15 GIRLS

SEMIFINAL: Macy Jones, Shobonier, Ill., def. Anna Antony, Farmington, Conn., 212-161

FINAL: Larielle Tharps, Orlando, Fla., def. Jones, 10-7 in a one-ball roll-off after the two tied at 226

U12 BOYS

SEMIFINAL: Kristofer Wagner, Deland, Fla., def. Miles Gordon, Columbus, Ohio, 256-168

FINAL: Ryan Campbell, Clinton, S.C., def. Wagner, 230-144

U12 GIRLS

SEMIFINAL: Jayne Juhasz, Ormond Beach, Fla., def. Isabella Jones of Edinburgh, Ind., 200-155

FINAL: Alexandra McCowan, Anaheim, Calif., def. Juhasz, 188-160

JUNIOR TEAM USA SELECTIONS

BOYS

(From U20 Division):

Nathan Smith, Noblesville, Ind.

Ryan Speer, Beech Grove, Ind.

Brendan Salo, Dayton, Ohio

Justin Bohn, Jackson, N.J.

Carter Street, Dublin, Ohio

Julian Salinas, Richmond, Texas

(From U18 Division):

Aidan Furukawa, Sunbury, Ohio

Andrew Robitaille, Pittsfield, Mass.

Braden Mallasch, Waupaca, Wis.

Christian Liquori, Merritt Island, Fla.

Garrett Andrus, Austin, Texas

Josh Hammons, Topeka, Kansas

GIRLS

(From U20 Division):

Jillian Martin, Stow, Ohio

Jaelle Hamman, Jarrell, Texas

Jenna Stretch, Auburn Township, Ohio

Brystal Beyer, Ogdensburg, Wis.

Annalise Obryant, Ball Ground, Ga.

Brianna Rogers, Florence, S.C.

(From U18 Division):

Gianna Brandolino, Joliet, Ill.

Karina Capron, Fremont, Neb.

Kaitlyn Stull, Raleigh, N.C.

Victoria Varano, Stony Point, N.Y.

Erin Klemencic, Powder Springs, Ga.

Katelyn Abigania, San Diego.

JUNIOR TEAM USA

DEVELOPMENTAL PROGRAM

BOYS

Braden McDonough, Coppell, Texas

Ernesto Reynoso, Folsom, Calif.

Dylan Harnden, Shelby Township, Mich.

Matto Quintero, Smyrna, Tenn.

GIRLS

Bella Castillo, Odessa, Texas

Malayna Calo, Riverview, Fla.

Larielle Tharps, Orlando, Fla.

Macy Jones, Shobonier, Ill.





2023 USA BOWLING NATIONAL CHAMPIONSHIPS

JULY 12 – 13 | ROYAL PIN WESTERN
INDIANAPOLIS

Teams representing the Southeast and Coastal South regions swept their way to titles in the 12-and-under and 15-and-under divisions, respectively, at the 2023 USA Bowling National Championships.

The best-of-five match finals were taped at Royal Pin Western by CBS Sports Network. BowTV.com provided live coverage of the qualifying and match play rounds leading up to the finals.

Bowling out of the Southeast Region in U12, the X-Men defeated the Lower Great Lakes region's EYT Phenoms 2.0, in a 3-0 sweep. In U15, it was the Coastal South region's Eagles earning a 3-0 sweep over the Pocket Punishers from the Mountain region.

The championship round featured a four-person Baker format.

Bowling for the Southeast region's X-Men in the U12 finals were Ean Laws, Ryan Campbell, Nolyn Conway, Jax Neal and Vincent Cintron. Head coach Geran Conway and assistant coach Patrick Campbell guided the team.

Comprising the Lower Great Lakes region's EYT Phenoms 2.0 team were head coach and USBC Hall of Famer Diandra Asbaty, assistant coach Chad Hanicak, and athletes Tyler Anderson, Miles Gordon, Alexander Hanicak, Eason Taylor and Madden Asbaty.

The X-Men captured a low-scoring Game 1, 181-137, but the scoring pace improved in Game 2 as the Phenoms put together five consecutive strikes in frames four through eight. The X-Men countered with a six-bagger late in the match to secure a 255-225 win, putting them one game from the title.

Game 3 was the closest of the match. The Phenoms bowled a clean game, with the exception of an open frame in the third, and finished with the last four strikes. But the X-Men were up to the challenge, striking on seven of eight shots in frames two through nine for a 209-203 win to earn the championship.

In the U15 division, the Coastal South Eagles brought a four-person team to the event, so they didn't have the luxury of any substitutions. The roster

for the Eagles featured athletes Gavin Murray, Ridgely Potter Jr., Emmanuel Guevara and Carly Rhodes (the only female in the finals), and head coach Scott DeBoer.

Bowling for the Mountain region's Pocket Punishers were Diego Lujan, Blaine Canfield, Jonathan Van Der Merwede, Ronin Rivera and Raider Ramsdell. Anthony Rivera was the head coach and he was assisted by Mike Lujan.

In Game 1, the Eagles struck in eight of their first nine frames, leaving open frames in the seventh and 10th. The Punishers also had two open frames and eight strikes, but couldn't string the strikes together as effectively as their opponent and the result was a 229-203 win for the Eagles.

It was more of the same in Game 2. After an open frame in the first, the Eagles strung together six consecutive strikes before another open frame in the eighth. They finished with the last four strikes for a 245 game. The Punishers never could find any momentum and they ended up with 194, leaving the Eagles on the verge of the championship.

Game 3 was a lower-scoring affair and a closer match. The Punishers held an eight-pin lead after eight frames, but an open frame after a 2-10 split in the ninth, combined with a strike and spare in the 10th, left them within reach of the Eagles. Potter, working off a spare by Murray in the ninth, doubled in the 10th to seal the match, and the championship, 179-166.

The USA Bowling National Championships featured 11 regions in U12 and 16 in U15. Each team that competed in Indianapolis earned their spot by winning their region.

2023 USA BOWLING NATIONAL CHAMPIONSHIPS

JULY 12 – 13 | ROYAL PIN WESTERN
INDIANAPOLIS

U15 DIVISION //

(BEST-OF-FIVE CHAMPIONSHIP MATCH)

Eagles (Coastal South Region) def. Pocket Punishers (Mountain Region), 3-0 (229-203; 245-194; 179-166)

U12 DIVISION //

(BEST-OF-FIVE CHAMPIONSHIP MATCH)

X-Men (Southeast Region) def. EYT Phenoms 2.0 (Lower Great Lakes Region), 3-0 (181-137; 255-225; 209-203)



Indianapolis • July 2023

2023 BOWLING.COM YOUTH OPEN CHAMPIONSHIPS

JULY 12 – 30 | ROYAL PIN EXPO
INDIANAPOLIS

The winners in each of the four age-based divisions at the 2023 Bowling.com Youth Open Championships were determined by the International Bowling Campus Youth Development team.

The 2023 Youth Open Championships, a non-qualifying tournament open to all United States Bowling Congress Youth members, was contested at Royal Pin Expo in Indianapolis from July 12-30.

Bowlers in the four age-based divisions (10-and-under, 12-and-under, 15-and-under and 18-and-under) earned more than \$100,000 in scholarship prizes and won national titles in team, doubles, singles and all-events.

Each event featured a scratch and optional handicap division with 192 teams and 969 bowlers participating in this year's tournament.

This year's tournament featured 14 players winning at least two titles, highlighted by Miles Gordon of Columbus, Ohio, sweeping all four events in the 12-and-under scratch division.

The bowlers claiming three titles this year were Taylor Morgan of Murfreesboro, Tennessee (U10 Girls Scratch All-Events, U10 Girls Scratch Doubles and U10 Girls Scratch Singles), Jayne Juhasz of Ormond Beach, Florida (U12 Girls Scratch All-Events, U12 Girls Scratch Doubles and U12 Girls Scratch Singles), Jersey Asbaty of Chicago (U10 Girls Handicap All-Events, U10 Handicap Doubles and U10 Girls Handicap Singles), Payson Jacobson of Prescott Valley, Arizona (U15 Boys Handicap All-Events, U15 Handicap Doubles and U15 Boys Handicap Singles), Caleb Boykin of Chicago (U10 Handicap Team, U10 Scratch Team and U10 Scratch Doubles), and Emmett Larson of Three Rivers, Michigan (U10 Handicap Team, U10 Scratch Team and U10 Scratch Doubles).

Keegan Alexander of Killeen, Texas, won multiple titles for the second year in a row, taking home the U18 Boys Scratch All-Events title and U18 Scratch Doubles with Griffin Jordan of Sycamore, Illinois, with a 1,435-team total.

Alexander also had the highest all-events score for the tournament with a 2,149 total, averaging 238.77 for his nine-game set. Brandon Rother of

San Diego was not far behind for the overall tournament lead as he led the U15 Boys Scratch All-Events with a 2,141 total, which was good for a 237.88 average across his nine games.

DEM MIDWEST BOYZ 2.0, consisting of Asa Wilson-Perry of Columbus, Ohio; Aaron Cabiness of Columbus, Ohio; Caleb Boykin of Chicago; and Emmett Larson of Three Rivers, Michigan, repeated as the U10 Scratch Team champion, rolling to a total of 2,160. The team also took home the U10 Handicap Team title with a 2,706 total.

Taylor Morgan of Murfreesboro, Tennessee, and Ellie Kate Murray of Orlando, Florida, defended their U10 Girls Doubles title, knocking down 893 pins for their set.

Treavor Mason of Mabank, Texas, also successfully defended a pair of titles in the U10 classification, winning Boys Scratch Singles (560) and Boys Scratch All-Events (1,671).

Luke Switalski of Oak Forest, Illinois, continued to build his Youth Open Championships resume, rolling a 300 game during his doubles set this year after having two perfect games during last year's event. He also had an 800 series during doubles, rolling games of 236, 300 and 279 for an 815 total to become only the third athlete to reach the honor score in the history of the Youth Open and the first since the 2013 event.

Switalski and Anthony Swanson of Des Plaines, Illinois, also rolled the highest doubles set of the tournament with a 1,474 total en route to the U15 Scratch Doubles title.

Jahmid Collins of Plainfield, New Jersey, also shot a 300 game during his singles set, rolling 257, 227 and 300 for a 784 series to take home the U15 Boys Scratch Singles title.

The U18 Team competition was won by Make Some Friends (Ethan Crouse, Brayden Masclee, Keaton Ostrowski and Haley Grabowski) of Rochester, New York, which averaged more than 229 per game as a team for a tournament-high 2,754 total to take home the Scratch title.



2023 BOWLING.COM YOUTH OPEN CHAMPIONSHIPS

JULY 12 – 30 | AT ROYAL PIN EXPO
INDIANAPOLIS

U18 CHAMPIONS //

TEAM

SCRATCH: Make Some Friends (Ethan Crouse, Lowville, N.Y., Brayden Masclee, Fairport, N.Y., Keaton Ostrowski, Rochester, N.Y., Haley Grabowski, Rochester, N.Y.), 2,754
HANDICAP: Dobson Farms (Lena Cox, Greencastle, Ind.; Elizabeth Dobson, Cloverdale, Ind.; Natalie Dobson, Cloverdale, Ind.; Wyatt Cox, Greencastle, Ind.), 2,748

DOUBLES

SCRATCH: Keegan Alexander, Killeen, Texas; Griffin Jordan, Sycamore, Ill., 1,435
HANDICAP: Paxton Bauer, Mendota, Ill.; Cody Geil, Dixon, Ill., 1,400
GIRLS SCRATCH: Gianna Brandolino, Channahon, Ill.; Abigail Starkey, Schaumburg, Ill., 1,363
GIRLS HANDICAP: Katherine Stephens, Clarkston, Mich.; Abby Stephens, Clarkston, Mich., 1,418

SINGLES

BOYS SCRATCH: Dominic Gibson-Smith, Palm Bay, Fla., 795
GIRLS SCRATCH: Bethany Strong, Prospect, Ohio, 738
BOYS HANDICAP: Jayden Kadooka, Pearl City, Hawaii, 791
GIRLS HANDICAP: Bethany Strong, Prospect, Ohio, 771

ALL-EVENTS

BOYS SCRATCH: Keegan Alexander, Killeen, Texas, 2,149
GIRLS SCRATCH: Kaitlyn Stull, Raleigh, N.C., 2,003
BOYS HANDICAP: Christian Luna, Indianapolis, 2,122
GIRLS HANDICAP: Summer Barnes, Cleveland, 2,106

U15 CHAMPIONS //

TEAM

SCRATCH: Future Pros (Tyler Williams, Richton Park, Ill.; Haydin Smrekar, Plainfield, Ind.; Sebastian Vetter, Oak Lawn, Ill.; Caston Dhuse, Ottawa, Ill.), 2,550
HANDICAP: Hickam808 (Ryder Baisac, Waipahu, Hawaii; John Badua Jr., Kapolei, Hawaii; Koby Shinogi-Ling, Aiea, Hawaii; Kaz Yamada, Kaneohe, Hawaii), 2,906

DOUBLES

SCRATCH: Luke Switalski, Oak Forest, Ill.; Anthony Swanson, Des Plaines, Ill., 1,474
HANDICAP: Payson Jacobson, Prescott Valley, Ariz.; Skyler Chaney, Gilbert, Ariz., 1,631
GIRLS SCRATCH: Sara Augustitus, St. Clair Shores, Mich.; Sofia DeLuccia, Rockford, Mich., 1,277
GIRLS HANDICAP: Brooklyn Gaines, Olive Branch, Miss.; Barbara Belfiglio, Clarksville, Tenn., 1,409

SINGLES

BOYS SCRATCH: Jahmid Collins, Plainfield, N.J., 784
GIRLS SCRATCH: Dakota Collins, East Islip, N.Y., 726
BOYS HANDICAP: Payson Jacobson, Prescott Valley, Ariz., 834
GIRLS HANDICAP: Morgan Robinson, Morton, Ill., 766

ALL-EVENTS

BOYS SCRATCH: Brandon Rother, San Diego, 2,141
GIRLS SCRATCH: Allison Roberts, Roscoe, Ill., 1,932
BOYS HANDICAP: Payson Jacobson, Prescott Valley, Ariz., 2,420
GIRLS HANDICAP: Natalie Abruzzo, Loves Park, Ill., 2,231

U12 CHAMPIONS //

TEAM

SCRATCH: EYT Phenoms 2.0 (Eason Taylor, Chicago; Miles Gordon, Columbus, Ohio; Alexander Hanicak, Huntingdon Valley, Pa.; Madden Asbaty, Chicago), 2,101
HANDICAP: Pincrushers I (Sarah Ragland, Montgomery, Ala.; Lane Turner, Barboursville, W.Va.; Grant Lyon, Clermont, Fla.; Sawyer Lyon, Groveland, Fla.), 2,742

DOUBLES

SCRATCH: Eason Taylor, Chicago; Miles Gordon, Columbus, Ohio, 1,361
HANDICAP: Kyson Yoshimoto, Mililani, Hawaii; Louis Cloud, Wahiawa, HI., 1,439
GIRLS SCRATCH: Jayne Juhasz, Ormond Beach, Fla.; Taryn Murphy, Fulton, N.Y., 1,118
GIRLS HANDICAP: Alyssa Randisi, Brooklyn, N.Y.; Alivia Portillo, Bellevue, Mich., 1,445

SINGLES

BOYS SCRATCH: Miles Gordon, Columbus, Ohio, 683
GIRLS SCRATCH: Jayne Juhasz, Ormond Beach, Fla., 563
BOYS HANDICAP: Sebastian Medina, Rio Rancho, N.M., 763
GIRLS HANDICAP: Addison Rodriguez, Machesney Park, Ill., 741

ALL-EVENTS

BOYS SCRATCH: Miles Gordon, Columbus, Ohio, 1,908
GIRLS SCRATCH: Jayne Juhasz, Ormond Beach, Fla., 1,702
BOYS HANDICAP: Myles Jungen, Waterloo, Iowa, 2,093
GIRLS HANDICAP: Emma Chimera, Parma, Ohio, 2,151

U10 CHAMPIONS //

TEAM

DEM MIDWEST BOYZ 2.0 (Asa Wilson-Perry, Columbus, Ohio; Aaron Cabiness, Columbus, Ohio; Caleb Boykin, Chicago; and Emmett Larson, Three Rivers, Mich.) took home both the scratch (2,160) and handicap (2,706) titles.

DOUBLES

SCRATCH: Caleb Boykin, Chicago; Emmett Larson, Three Rivers, Mich., 1,174
HANDICAP: Vincent Brandolino, Channahon, Ill.; Jersey Asbaty, Chicago, 1,506
GIRLS SCRATCH: Ellie Kate Murray, Orlando, Fla.; Taylor Morgan, Murfreesboro, Tenn., 893
GIRLS HANDICAP: Danniella Barber, North Royalton, Ohio; Annabell Thorne, Cleveland, 1,224

SINGLES

BOYS SCRATCH: Treavor Mason, Mabank, Texas, 560
GIRLS SCRATCH: Taylor Morgan, Murfreesboro, Tenn., 463
BOYS HANDICAP: Graham French, Fort Wayne, Ind., 865
GIRLS HANDICAP: Jersey Asbaty, Chicago, 740

ALL-EVENTS

BOYS SCRATCH: Treavor Mason, Mabank, Texas, 1,671
GIRLS SCRATCH: Taylor Morgan, Murfreesboro, Tenn., 1,323
BOYS HANDICAP: Sawyer Lyon, Groveland, Fla., 2,320
GIRLS HANDICAP: Jersey Asbaty, Chicago, 2,299



2023 USBC SENIOR MASTERS

JUNE 4 – 11 | SAM'S TOWN BOWLING CENTER
LAS VEGAS

Entries: 309

FINAL STANDINGS //

1. John Janawicz, Winter Haven, Fla., 204 (one game), \$20,000
2. Lennie Boresch, Kenosha, Wis., 439 (two games), \$12,000
3. Troy Lint, Blandon, Pa., 517 (two games), \$9,000
4. Brad Angelo, Lockport, N.Y., 447 (two games), \$7,500
5. Brian LeClair, Delmar, N.Y., 189 (one game), \$6,000

STEPLADDER RESULTS //

Match 1 – Angelo def. LeClair, 238-189
Match 2 – Lint def. Angelo, 289-208
Semifinal – Boresch def. Lint, 239-228
Championship – Janawicz def. Boresch, 204-200

John Janawicz of Winter Haven, Florida, capped an impressive week at the United States Bowling Congress Senior Masters by winning the title in the major championship at Sam's Town Bowling Center.

Janawicz defeated Lennie Boresch of Kenosha, Wisconsin, 204-200, in the title match to claim his first victory on the Professional Bowlers Association 50 Tour. Janawicz, who turned 50 in September, is a rookie on the PBA50 Tour and was competing in his first event on the senior circuit.

All rounds of the 2023 USBC Senior Masters were covered live on BowlTV.

Janawicz went undefeated through the double-elimination match play portion of the event to qualify as the No. 1 seed for the stepladder finals. As such, he had to be beaten twice in the stepladder finals in order for someone else to claim the title. And, about halfway through his match against Boresch, it looked like a second game was going to take place.

Boresch, a five-time champion and two-time major winner on the PBA50 Tour, started the title match with strikes in the first five frames. Meanwhile, Janawicz's first six frames went like this: spare (3-10 split conversion), strike, pocket 7-10 split for an open frame, strike, and then two single-pin spare conversions (7 pin and 10 pin).

Just when it seemed a certainty that Boresch would force a second game, the wheels fell off. Three consecutive open frames by Boresch turned the match around. He left the 4-10 split in the sixth frame and couldn't convert, missed a single-pin (8 pin) conversion in the seventh, and was unable to convert the 4-6-7-10 split in the eighth. He left the 3-6-9-10 in the ninth but managed to convert the spare.

Janawicz, having not struck on his first three attempts on the right lane (lane 20), made an adjustment in the seventh frame by changing balls.

The ball change worked as Janawicz struck in frames seven through nine. The strike in the ninth frame gave him the lead in the match for the first time. Janawicz, finishing the match first, needed the first strike in the 10th frame to shut out Boresch. But he left a 4 pin, which he converted for a spare, and then got eight pins on his final shot to finish at 204.

Now it was Boresch who needed the first strike in the 10th to force another game, but he left the 4-7, giving the title and the \$20,000 first-place check to Janawicz.

Janawicz is a USBC Hall of Famer and 10-time and current member of Team USA.

The stepladder finals started with a battle of New Yorkers as No. 4 seed Brad Angelo of Lockport, New York, defeated No. 5 seed Brian LeClair of Delmar, New York, 238-189.

No. 3 seed Troy Lint of Blandon, Pennsylvania, made a run at 300 in Match 2. Lint started with the first 10 strikes before an 8-pin ended his bid at perfection. The result was a 289-238 win over Angelo.

Lint, the lone left-hander in the stepladder finals, then lost the semifinal match to Boresch, 239-228.

Boresch received \$12,000 for finishing second and Lint collected \$9,000 for third. Angelo earned \$7,500 for fourth and LeClair took home \$6,000 for fifth.

The 2023 Senior Masters started with 309 players competing in three five-game qualifying blocks to determine the top 64 players in the double-elimination bracket. All bracket matches leading up to the stepladder featured a three-game total-pinfall format.



2023 USBC SENIOR QUEENS

APRIL 22 – 25 | GOLD COAST HOTEL AND CASINO
LAS VEGAS

Entries: 92

FINAL STANDINGS //

1. Dana Ausec, Colorado Springs, Colo., 636 (three games), \$8,000
2. Tish Johnson, Colorado Springs, Colo., 341 (two games), \$6,150
3. Sandra Schultz, Macomb, Mich., 661 (three games), \$5,000
4. Jodi Woessner, Oregon, Ohio, 202 (one game), \$4,000
5. Pamela Pancoast, Lomita, Calif., 164 (one game), \$3,000

STEPLADDER RESULTS //

Match 1 – Schultz def. Pancoast, 247-164

Match 2 – Schultz def. Woessner, 212-202

Semifinal – Ausec def. Schultz, 235-202

Championship – Ausec def. Johnson, 211-157; 190-184

Dana Ausec of Colorado Springs, Colorado, made the most of her debut performance as she defeated top seed Tish Johnson, also of Colorado Springs, 211-157 and 190-184 at Gold Coast Bowling Center to become the 2023 United States Bowling Congress Senior Queens champion.

The victory allowed Ausec to leave Las Vegas with the coveted tiara awarded to the champion and the \$8,000 top prize. Johnson earned \$6,150 for the runner-up finish.

All rounds of competition at the 2023 Senior Queens were broadcast live at BowlTV.com.

Because Johnson entered the bout as the only undefeated player from the tournament’s double-elimination bracket, Ausec had to beat her twice in the finals to win the tournament.

Ausec and Johnson were tied midway through the first game of the championship bout, but after Johnson suffered back-to-back opens in the seventh and eighth frames, Ausec pounced, striking on four of her last five shots to secure a 211-157 victory that forced the second and deciding game.

In the final game, Ausec jumped out to a 12-pin lead after four frames only to open twice and allow Johnson to erase the deficit and establish a 14-pin advantage of her own after seven.

Johnson’s ball crept high in the eighth frame, leaving the 2-4

standing, which she easily converted.

That’s when Ausec got a fortunate break by carrying very light mixer strikes in both the eighth and ninth frames.

Johnson stepped up for her last two frames with a chance to lock up the win.

If the USBC and Professional Women’s Bowling Association Hall of Famer could strike in the ninth, 10th and 11th and take eight or better on her fill ball, she would claim her second Senior Queens title – she won her first in 2018.

Johnson delivered a quality shot in the ninth frame, but the 7 pin refused to fall. She converted the spare and then proceeded to strike in the 10th and 11th before her last shot went high for an eight count.

Still, the double brought Johnson’s score to 184, which meant that Ausec had to throw a double of her own in the 10th frame to win.

Ausec showed the poise of a seasoned veteran as she stepped up and calmly delivered the two strikes she needed and then took seven on her fill ball to emerge with a hard-fought 190-184 title-clinching victory.

Ausec averaged more than 215 over 33 games through qualifying, match play and the stepladder on the event’s 42-foot oil pattern.

She finished bracket play with a 4-1 record with her only loss coming during a 706-697 heartbreaker to Johnson during the battle for the top seed for the stepladder.

It didn’t take long for Ausec to look comfortable during her semifinal victory over Sandra Shultz of Macomb, Michigan, as Ausec stayed clean and recorded two doubles and a turkey to cruise to a 235-202 win.

Shultz kicked off the finals with an easy 247-164 win over No. 5 seed Pamela Pancoast of Lomita, California, before eliminating reigning Senior Queens champion Jodi Woessner of Oregon, Ohio, (212-202) during Match 2.

All competitors at the 2023 Senior Queens bowled 15 games of qualifying over two days to determine the top 32 players advancing to the bracket.

Advancers then bowled match play for two days to determine the five



athletes for the stepladder finals. All bracket matches leading up to the stepladder were three games with total pinfall determining who advances.

The final three earned their way into the finals by battling through the Elimination Bracket and then surviving a four-bowler, three-game shootout Tuesday afternoon. The top three advanced to the stepladder and were ranked based on their series totals.

Woessner earned the No. 3 seed with a 620 set while Schultz and Pancoast advanced to the first match of the stepladder with totals of 591 and 550, respectively.

Sharon Powers of Lakewood, Colorado, was fourth in the shootout with a 526 series and was eliminated, finishing in sixth place.



2023 SUPER SENIOR CLASSIC

MAY 31 – JUNE 4 | SAM'S TOWN BOWLING CENTER
LAS VEGAS

Entries: 206

FINAL STANDINGS

1. John Marsala, University City, Mo., 748 (three games), \$8,000
2. Jack Jurek, Lackawanna, N.Y., 168 (one game), \$6,550
3. Lennie Boresch Jr., Kenosha, Wis., 233 (one game), \$5,250
4. Gary Reh, Jasper, Ind., 207 (one game), \$4,000

STEPLADDER RESULTS

Match No. 1: Marsala def. Reh, 257-207
 Semifinal: Marsala def. Boresch, 247-233
 Final: Marsala def. Jurek, 244-168

John Marsala of University City, Missouri, averaged more than 249 during the championship stepladder at the 2023 Super Senior Classic to claim the victory at Sam's Town Bowling Center.

The 60-year-old left-hander fired nine strikes in the title match for a 244-168 win over Jack Jurek of Lackawanna, New York, to take home the \$8,000 top prize. Jurek, the top seed, earned \$6,550 for the runner-up finish.

The 2023 Super Senior Classic was broadcast live at BowlTV.com.

The momentum during the finals switched in Marsala's favor during the fifth and sixth frames, and he never looked back.

Jurek had delivered a double in the third and fourth frames, but he was unable to convert the 3-6-10 combination in the fifth. Marsala followed with a pair of light-pocket strikes in his fifth and sixth frames, while Jurek opened again in the sixth after leaving a 3-4-6-7 split.

Marsala added two more strikes in the seventh and eighth frame, while a Greek Church in the eighth from Jurek allowed Marsala to coast to the winner's circle.

The win was the first Professional Bowlers Association 60 Tour title for Marsala, to go along with two victories on the PBA50 Tour.

Marsala advanced to the finals with a 247-233 win over United States Bowling Congress and PBA Hall of Famer Lennie Boresch Jr. of Kenosha, Wisconsin.

Through eight frames, Boresch held a one-pin lead but found trouble in the ninth after leaving the 4-7-10 split. The open frame gave Marsala the opportunity to secure the victory with marks in the ninth and 10th frames. He covered a 7 pin in the ninth and struck out in his final frame.

Boresch now has two top-three finishes at the Super Senior Classic. He finished as the runner-up in 2022 to USBC and PBA Hall of Famer Ron Mohr of Las Vegas. Mohr is the tournament's only two-time winner (2017 and 2022).

In the opening match of the championship stepladder, Marsala was able to defeat fellow southpaw Gary Reh of Jasper, Indiana, 257-207.

The action started earlier in the day with a pair of group stepladders at Sam's Town, with Marsala advancing out of Group B to earn his spot in the championship round as the No. 4 seed. Reh was victorious in Group A to take the No. 3 seed.

The 206-player field at the 2023 Super Senior Classic bowled 12 games of qualifying to determine the top 52 competitors for the cashers' round. The advancers bowled six more games, and at the conclusion of 18 games, the top 12 made their way to the split match-play round.

The bowlers were split into two groups based on their final qualifying position. The six odd seeds (1, 3, 5, 7, 9 and 11) were Group A, and the six even finishers (2, 4, 6, 8, 10 and 12) made up Group B.

The match-play finalists competed in a six-game round robin, with the top finisher in each group earning their spot in the championship stepladder. Jurek took the top seed over Boresch based on total pinfall.

The second, third and fourth seeds from each group faced off in simultaneous group stepladders before the main event to determine the final two spots in the championship stepladder.

In Group A, Skip Pavone of San Jose, California, won the opening match, defeating PBA Hall of Famer Bryan Goebel of Shawnee, Kansas, 217-155. Reh defeated Pavone, 202-183, to advance to the championship stepladder.

In Group B, 2013 Super Senior Classic champion Kerry Painter of Henderson, Nevada, recorded a two-pin victory (206-204) over Kevin Croucher of Grants Pass, Oregon. Marsala started his striking Sunday with a 267-193 win over Painter to earn his spot in the main stepladder.

The Super Senior Classic featured the top players age 60 and older.



2023 USBC SENIOR CHAMPIONSHIPS RESULTS

AUG. 1 – 4 | THE ASHWAUBENON BOWLING ALLEY
GREEN BAY, WIS.

Entries: 365

MIXED DIVISION WINNERS //

50-54 - Jesse Smyle, N.D., 787
55-59 - George Stermer, Utah, 715
60-64 - Jay Jimenez, Neb., 768
65-69 - Eugene McNeely, Alberta, 710
70-74 - Denis Casey, Idaho, 679
75 and above - Phil Pledger, Ala., 764

WOMEN'S DIVISION WINNERS //

50-54 - Julie Muse, Tenn., 733
55-59 - Lelia Hamilton, Ill., 743
60-64 - Julene Christensen, Utah, 708
65-69 - Phyllis White, Ohio, 745
70-74 - Luz Corado-Thurman, Ariz., 694
75 and above - Myrt Stache, Ill., 725

Champions were determined at The Ashwaubenon Bowling Alley as competition came to a close at the 2023 United States Bowling Congress Senior Championships.

The USBC Senior Championships features bowlers from the United States and Canada who earned their spot through either a state or province senior tournament.

The 2023 event featured 365 bowlers across two divisions – Women's and Mixed – in six age-based classifications – 50-54, 55-59, 60-64, 65-69, 70-74, 75 and older.

Competition kicked off with the first of two three-game blocks of qualifying. Each division had one block on the tournament's fresh 40-foot oil pattern, and one block on the burn.

The top six scores in each division after six qualifying games, including handicap, advanced to the championship rounds.

Qualifying scores were not carried over to the finals, but athletes received bonus pins based on their qualifying position. The top qualifier in each division received 50 bonus pins, while the second seed received 40 pins. Bonus pins decreased by 10 pins for each spot, with the sixth qualifier receiving zero bonus pins.

The championship rounds featured three games, with the winner being determined based on total pinfall, including handicap and bonus pins.

Starting in the Women's 50-54 classification, Tennessee's Julie Muse claimed the victory as the top seed, finishing with a 733 total.

In 55-59, Illinois' Lelia Hamilton posted the largest victory in the women's division, earning the win by 50 pins with a 743 score.

Utah's Julene Christensen took home the title in the Women's 60-64 classification by six pins over Kansas' Delois Williams (708-702).

Ohio's Phyllis White rolled to the highest overall score in the women's division to earn the victory in the 65-69 classification with a 745 total.

The biggest jump in the women's division took place in the 70-74 classification as Arizona's Luz Corado-Thurman came from the fourth spot to win the national title with a 694 score.

Illinois' Myrt Stache saved her best game of the 2023 Senior Championships for last as a 183 finish helped her to the top spot in the 75-and-older classification with a 725 total.

In Mixed 50-54, North Dakota's Jesse Smyle recorded the highest overall total in the finals (787) to claim the top spot.

Utah's George Stermer (715) edged Kansas' Jon Bungler (711) by four pins in the 55-59 classification to record the victory.

Nebraska's Jay Jimenez dominated the Mixed 60-64 classification, winning by 79 pins with a 768 total. Jimenez paced qualifying by 156 pins to advance to the finals.

Eugene McNeely of Alberta, Canada, was the only competitor at the 2023 event to make it to the top of the standings from the sixth spot, earning the title in Mixed 65-69 with a 710 total.

A steady performance in the finals helped Idaho's Denis Casey collect the win in Mixed 70-74 with a 679 score. Casey qualified second in the division.

In the Mixed 75-and-older classification, Alabama's Phil Pledger qualified as the top seed and took home the victory in the finals with a 764 total.

Each winner at the 2023 event received between \$600-\$700, based on the number of entries in each classification.



Delegates elected three board members and voted on nine legislative proposals at the 2023 United States Bowling Congress Convention and Annual Meeting, which took place at South Point Hotel, Casino and Spa.

The ballot for the USBC Board election had five candidates slated by the USBC Nominating Committee – Glenda Beckett of Palmetto Bay, Florida; Brandon Bowman of Mukilteo, Washington; Mike Cannington of Fort Myers, Florida; Adam Mitchell of Myrtle Beach, South Carolina; and Cheryl Younger of Leavenworth, Kansas.

On the first ballot, incumbents Cannington (497 votes) and Beckett (417 votes) were re-elected, with Bowman also gaining election (392 votes). Younger received 385 votes, and Mitchell received 325. A candidate had to receive a majority of the 689 votes cast to be elected.

Team USA athletes re-elected Nick Pate of Inver Grove Heights, Minnesota, to a second term and elected Kris Prather of Plainfield, Illinois.

The newly elected board members begin their three-year terms Aug. 1, 2023.

Robert Cincotta of Massapequa Park, New York, and Elizabeth DeWerth of La Vista, Nebraska, are joining the International Bowling Campus Youth Committee, which also returns current members Matthew Orvis of Green Bay, Wisconsin, and Allen Soloman of Neptune Beach, Florida.

Additionally, on March 6, 2023, IBC Youth Chairperson Chrissie Kent appointed Brooklyn Gagnon of Sioux Falls, South Dakota, to the Youth Committee. The Youth Committee met and approved the recommendation. Gagnon will serve out the remaining term of a vacant position, and her term will expire on July 31, 2024.

In addition to the board elections, delegates voted on five proposed bylaw amendments and four proposed rules amendments (two league and two tournament).

Delegates rejected a bylaw proposal to allow remote electronic voting for future USBC Annual Meetings. Voting results for all the proposals are noted below.

In other news, North Texas USBC was awarded the Association Excellence Award. Beckett, who also serves on the USBC Awards Committee, surprised the North Texas USBC delegates as part of the

USBC Convention awards ceremony.

The presentation of national awards, including the Alberta E. Crowe Star of Tomorrow Award to Katie Heady of Richardson, Texas, and the Chuck Hall Star of Tomorrow Award to Zachary Andrews of Jacksonville, Florida, also took place.

USBC Executive Director Chad Murphy introduced a new multi-faceted brand awareness campaign featuring current USBC certified bowlers. The campaign, titled “Why I Certify,” features USBC members talking about the importance of USBC certification and what bowling certified means to them. The campaign features its own website at WhyICertify.com.

Murphy and USBC Senior Director of Equipment Specifications Tom Frenzel delivered a presentation detailing the USBC’s most recent research on string pinsetters and announced USBC will certify string pinsetters and string pin bowling as an independent category of equipment and competition effective August 1, 2023.

USBC President Melissa McDaniel and Murphy presented their annual reports, and delegates heard reports from the USBC Strategic Planning Committee and from International Bowling Campus Youth Development.

During Convention week, delegates attended a variety of educational seminars. The agenda also featured presentations from USBC charity partners Bowlers to Veterans Link (BVL), which provides recreational and therapeutic programs and services to America’s active duty and veteran service men and women, and Bowl for the Cure®, the year-round fundraising initiative sponsored by USBC in partnership with Susan G. Komen®.

RESULTS OF 2023 USBC ANNUAL MEETING LEGISLATIVE SESSION //

2023 LEGISLATION

Bylaws (two-third votes needed)

Bylaws Proposal No. NB 1 – Rejected (283 approve, 402 reject)

USBC National Bylaws

Article VI, Meetings Section A. Annual Meeting

Allows for offsite voting at the USBC Annual Meeting





Bylaws (two-third votes needed)

Bylaws Proposal No. SB 1 – Approved (508 approve, 177 reject)

USBC State Bylaws
Article VII, Meetings Section B. Board Meeting
Authorizes the board to utilize mail, email or teleconference for voting.

Bylaws (two-third votes needed)

Bylaws Proposal No. LB 1 – Approved (604 approve, 61 reject)

USBC Local Bylaws
Article V, Board of Directors – Management Section C. Election of Directors
Allows the board to adopt a requirement for the submission of qualifications of up to 48 hours prior to the start of the meeting where director elections will be held.

Note: Proposal amended to be effective immediately (587 approve, 84 reject)

Bylaws (two-third votes needed)

Bylaws Proposal No. LB 2 – Approved (619 approve, 42 reject)

USBC Local Bylaws
Article VI, Officers Section B. Election
Allows the board to adopt a requirement for the submission of qualifications of up to 48 hours prior to the start of the meeting where officer elections will be held.

Note: Proposal amended to be effective immediately (614 approve, 54 reject)

Bylaws (two-third votes needed)

Bylaws Proposal No. LB 3 – Approved (563 approve, 115 reject)

USBC Local Bylaws
Article VII, Meetings Section B. Board Meetings
Authorizes the board to utilize mail, email or teleconference for voting.

League Rules (majority needed)

Rules Proposal No. LR 1 – Rejected (17 approve, 660 reject)

USBC Playing Rules
Chapter 4, League Rules
Rule 108b. Averages – How Established
Allows the player to utilize deliveries executed with either hand during the same game to establish an average.

League Rules (majority needed)

Rules Proposal No. LR 2 – Rejected (47 approve, 626 reject)

USBC Playing Rules
Chapter 4, League Rules
Rule 119c. Forfeits – Procedure for Bowling
In all forfeiture situations, the non-forfeiting team will receive all contested points.

Tournament Rules (majority needed)

Rules Proposal No. TR 1 – Rejected (75 approve, 592 reject)

USBC Playing Rules
Chapter 6, Tournament Rules
Rule 319a. Averages – Conditions that Apply
Requires the use of composite averages for tournament entry unless the tournament rules state otherwise.

Tournament Rules (majority needed)

Rules Proposal No. TR 2 – Rejected (via voice vote)

USBC Playing Rules
Chapter 6, Tournament Rules
Rule 328. Changing Delivery
Allows the player to utilize deliveries executed with either hand during all tournament competition.

ALL-TIME CHAMPIONS

USBC MASTERS //

2023 Anthony Simonsen, Las Vegas
2022 Anthony Simonsen, Las Vegas
2021 Thomas Larsen, Denmark
2020 No event
2019 Jakob Butturff, Tempe, Ariz.
2018 Andrew Anderson, Holly, Mich.
2017 Jason Belmonte, Australia
2016 Anthony Simonsen, Princeton, Texas
2015 Jason Belmonte, Australia
2014 Jason Belmonte, Australia
2013 Jason Belmonte, Australia
2012 Mike Fagan, Dallas
2011 Tom Hess, Urbandale, Iowa
2010 Walter Ray Williams Jr., Ocala, Fla.
2009 John Nolen, Waterford, Mich.
2008 No event
2007 Sean Rash, Wichita, Kan.
2006 Doug Kent, Newark, N.Y.
2005 Mike Scroggins, Amarillo, Texas
2004 (Oct.) Danny Wiseman, Baltimore
2004 (Jan.) Walter Ray Williams Jr., Ocala, Fla.
2003 Bryon Smith, Roseburg, Ore.
2002 Brett Wolfe, Reno, Nev.
2001 Parker Bohn III, Jackson, N.J.
2000 Mika Koivuniemi, Finland
1999 Brian Boghosian, Middletown, Conn.
1998 Mike Aulby, Indianapolis
1997 Jason Queen, Decatur, Ill.
1996 Ernie Schlegel, Vancouver, Wash.
1995 Mike Aulby, Indianapolis
1994 Steve Fehr, Cincinnati
1993 Norm Duke, Edmond, Okla.
1992 Ken Johnson, North Richland Hills, Texas
1991 Doug Kent, Canandaigua, N.Y.
1990 Chris Warren, Dallas
1989 Mike Aulby, Indianapolis
1988 Del Ballard Jr., Richardson, Texas
1987 Rick Steelsmith, Wichita, Kan.
1986 Mark Fahy, Chicago
1985 Steve Wunderlich, St. Louis
1984 Earl Anthony, Dublin, Calif.
1983 Mike Lastowski, Havre de Grace, Md.
1982 Joe Berardi, Brooklyn, N.Y.
1981 Randy Lightfoot, St. Charles, Mo.
1980 Neil Burton, St. Louis
1979 Doug Myers, El Toro, Calif.
1978 Frank Ellenburg, Mesa, Ariz.
1977 Earl Anthony, Tacoma, Wash.
1976 Nelson Burton Jr., St. Louis
1975 Ed Ressler Jr., Allentown, Pa.
1974 Paul Colwell, Tucson, Ariz.
1973 Dave Soutar, Kansas City, Kan.
1972 Bill Beach, Sharon, Pa.
1971 Jim Godman, Lorain, Ohio
1970 Don Glover, Bakersfield, Calif.
1969 Jim Chestney, Denver
1968 Pete Tountas, Tucson, Ariz.
1967 Lou Scalia, Hollywood, Fla.
1966 Bob Strampe, Detroit
1965 Billy Welu, St. Louis
1964 Billy Welu, St. Louis
1963 Harry Smith, Baltimore
1962 Billy Golembiewski, Detroit
1961 Don Carter, St. Louis
1960 Billy Golembiewski, Detroit
1959 Ray Bluth, St. Louis
1958 Tom Hennessey, St. Louis
1957 Dick Hoover, Akron, Ohio
1956 Dick Hoover, Akron, Ohio
1955 Buzz Fazio, Detroit
1954 Eugene Elkins, San Carlos, Calif.
1953 Rudy Habetler, Chicago
1952 Willard Taylor, Charleston, W. Va.
1951 Lee Jougard, Detroit

USBC QUEENS //

2023 Lindsay Boomershine, Brigham City, Utah
2022 Birgit Noreiks, Germany
2021 Julia Bond, Aurora, Ill.

2020 No event
2019 Dasha Kovalova, Ukraine
2018 Shannon O'Keefe, O'Fallon, Ill.
2017 Diana Zavjalova, Latvia
2016 Bernice Lim, Singapore
2015 Liz Johnson, Cheektowaga, N.Y.
2014 Maria Jose Rodriguez, Colombia
2013 Diana Zavjalova, Latvia
2012 Diandra Asbaty, Chicago
2011 Missy Parkin, Lake Forest, Calif.
2010 Kelly Kulick, Union, N.J.
2009 Liz Johnson, Cheektowaga, N.Y.
2008 Lynda Barnes, Double Oak, Texas
2007 Kelly Kulick, Union, N.J.
2006 Shannon Pluhowsky, Lincoln, Neb.
2005 Tennelle Milligan, Yorba Linda, Calif.
2004 Marianne DiRupo, Succasunna, N.J.
2003 Wendy Macpherson, Henderson, Nev.
2002 Kim Terrell, Antioch, Calif.
2001 Carolyn Dorin-Ballard, North Richland, Hills, Texas
2000 Wendy Macpherson, Henderson, Nev.
1999 Leanne Barrette, Pleasanton, Calif.
1998 Lynda Norry, Wichita, Kan.
1997 Sandra Jo Shieri, Coldwater, Mich.
1996 Lisa Wagner, Bradenton, Fla.
1995 Sandy Postma, Lansing, Ill.
1994 Anne Marie Duggan, Edmond, Okla.
1993 Jan Schmidt, Rochelle, Ill.
1992 Cindy Coburn-Carroll, Tonawanda, N.Y.
1991 Dede Davidson, San Jose, Calif.
1990 Patty Ann, Arlington Heights, Ill.
1989 Carol Gianotti, Australia
1988 Wendy Macpherson, Henderson, Nev.
1987 Cathy Almeida, Pennsauken, N.J.
1986 Cora Fiebig, Madison Heights, Mich.
1985 Aleta Sill, Dearborn, Mich.
1984 Kazue Inahashi, Tokyo
1983 Aleta Sill, Dearborn, Mich.
1982 Katsuko Sugimoto, Tokyo
1981 Katsuko Sugimoto, Tokyo
1980 Donna Adamek, Apple Valley, Calif.
1979 Donna Adamek, Apple Valley, Calif.
1978 Loa Boxberger, Russell, Kan.
1977 Dana Stewart, Morgan Hill, Calif.
1976 Pam Rutherford, Reno, Nev.
1975 Cindy Powell, Navarre, Ohio
1974 Judy Soutar, Leawood, Kan.
1973 Dorothy Fothergill, Center Ossipee, N.H.
1972 Dorothy Fothergill, Center Ossipee, N.H.
1971 Mildred Ignizio, Rochester, N.Y.
1970 Mildred Ignizio, Rochester, N.Y.
1969 Ann Feigel, Tucson, Ariz.
1968 Phyllis Massey, Alameda, Calif.
1967 Mildred Ignizio, Rochester, N.Y.
1966 Judy Lee, Lakewood, Calif.
1965 Betty Kuczynski, Cicero, Ill.
1964 D.D. Jacobson, Playa Del Rey, Calif.
1963 Irene Monterosso, East Rutherford, N.J.
1962 Dorothy Wilkinson, Phoenix
1961 Janet Harman, Cerritos, Calif.

U.S. OPEN //

2023 EJ Tackett, Bluffton, Ind.
2022 Anthony Simonsen, Las Vegas
2021 Chris Via, Blacklick, Ohio
2020 Jason Belmonte, Australia
2019 Francois Lavoie, Quebec City, Canada
2018 Dom Barrett, Colchester, England
2017 Rhino Page, Orlando, Fla.
2016 Francois Lavoie, Quebec City, Canada
2015 Ryan Ciminelli, Cheektowaga, N.Y.
2014 No event
2013 Wes Malott, Pflugerville, Texas
2012 Pete Weber, St. Ann, Mo.
2011 Norm Duke, Clermont, Fla.
2010 Bill O'Neill, Southampton, Pa.
2009 Mike Scroggins, Amarillo, Texas
2008 Norm Duke, Clermont, Fla.
2007 Pete Weber, St. Ann, Mo.
2006 Tommy Jones, Simpsonville, S.C.
2005 Chris Barnes, Flower Mound, Texas

2004 Pete Weber, St. Ann, Mo.
2003 Walter Ray Williams Jr., Ocala, Fla.
2002 No event
2001 Mika Koivuniemi, Hartland, Mich.
2000 Robert Smith, Captain Cook, Hawaii
1999 Bob Learn Jr., Erie, Pa.
1998 Walter Ray Williams Jr., Stockton, Calif.
1997 No event
1996 Dave Husted, Milwaukie, Ore.
1995 Dave Husted, Milwaukie, Ore.
1994 Justin Hromek, Andover, Kan.
1993 Del Ballard Jr., Richardson, Texas
1992 Robert Lawrence, Austin, Texas
1991 Pete Weber, Florissant, Mo.
1990 Ron Palombi Jr., Erie, Pa.
1989 Mike Aulby, Indianapolis
1988 Pete Weber, Florissant, Mo.
1987 Del Ballard Jr., Richardson, Texas
1986 Steve Cook, Roseville, Calif.
1985 Marshall Holman, Jacksonville, Ore.
1984 Mark Roth, Spring Lake Heights, N.J.
1983 Gary Dickinson, Burleson, Texas
1982 Dave Husted, Milwaukie, Ore.
1981 Marshall Holman, Medford, Ore.
1980 Steve Martin, Kingsport, Tenn.
1979 Joe Berardi, Pearl River, N.Y.
1978 Nelson Burton Jr., St. Louis
1977 Johnny Petraglia, Staten Island, N.Y.
1976 Paul Moser, Medford, Mass.
1975 Steve Neff, Sarasota, Fla.
1974 Larry Laub, San Francisco
1973 Mike McGrath, El Cerrito, Calif.
1972 Don Johnson, Akron, Ohio
1971 Mike Limongello, N. Babylon, N.Y.
1970 Bobby Cooper, Houston
1969 Billy Hardwick, Louisville, Ky.
1968 Jim Stefanich, Joliet, Ill.
1967 Les Schissler, Denver
1966 Dick Weber, St. Louis
1965 Dick Weber, St. Louis
1964 Bob Strampe Sr., Detroit
1963 Dick Weber, St. Louis
1962 Dick Weber, St. Louis
1961 Bill Tucker, Rockhill, Mo.
1960 Harry Smith, St. Louis
1959 Billy Welu, St. Louis
1958 Don Carter, St. Louis
1957 No event
1956 Don Carter, St. Louis
1955 (Dec.) Bill Lillard, Houston
1955 (Jan.) Steve Nagy, Cleveland
1954 Don Carter, St. Louis
1953 No event
1952 Don Carter, St. Louis
1951 Junie McMahon, Chicago
1950 Dick Hoover, Akron, Ohio
1949 Junie McMahon, Chicago
1948 Connie Schwoegler, Madison, Wis.
1947 Andy Varipapa, Hempstead, N.Y.
1946 Andy Varipapa, Hempstead, N.Y.
1945 Joe Wilman, Chicago
1944 Buddy Bomar, Chicago
1943 Ned Day, West Allis, Wis.
1942 Connie Schwoegler, Madison, Wis.
1941 John Crimmins, Detroit

U.S. WOMEN'S OPEN //

2023 Bryanna Coté, Tucson, Ariz.
2022 Erin McCarthy, Elkhorn, Neb.
2021 Josie Barnes, Hermitage, Tenn.
2020 No event
2019 Danielle McEwan, Stony Point, N.Y.
2018 Liz Kuhlkin, Schenectady, N.Y.
2017 Liz Johnson, Deerfield, Ill.
2016 Liz Johnson, Cheektowaga, N.Y.
2015 Liz Johnson, Cheektowaga, N.Y.
2014 No event
2013 Liz Johnson, Cheektowaga, N.Y.
2012 Kelly Kulick, Union, N.J.
2011 Leanne Hulsenberg, Roseville, Calif.
2010 Kelly Kulick, Union, N.J.



2009 Tammy Boomershine, North Ogden, Utah
 2008 Kim Terrell-Kearney, Dover, Del.
 2007 Liz Johnson, Cheektowaga, N.Y.
 2006 No event
 2005 No event
 2004 No event
 2003 Kelly Kulick, Union, N.J.
 2002 No event
 2001 Kim Terrell, Daly City, Calif.
 2000 Tennelle Grijalava, Orange, Calif.
 1999 Kim Adler, Las Vegas
 1998 Aleta Sill, Dearborn, Mich.
 1997 No event
 1996 Liz Johnson, Niagara Falls, N.Y.
 1995 Cheryl Daniels, Detroit
 1994 Aleta Sill, Dearborn, Mich.
 1993 Dede Davidson, Buellton, Calif.
 1992 Tish Johnson, Panorama City, Calif.
 1991 Anne Marie Duggan, Edmond, Okla.
 1990 Dana Miller-Mackie, Fort Worth, Texas
 1989 Robin Romeo, Van Nuys, Calif.
 1988 Lisa Wagner, Fort Myers, Fla.
 1987 Carol Norman, Ardmore, Okla.
 1986 Wendy Macpherson, Walnut Creek, Calif.
 1985 Pat Mercatanti, Newtown, Pa.
 1984 Karen Ellingsworth, Des Plaines, Ill.
 1983 Dana Miller, Fort Worth, Texas
 1982 Shinobu Saitoh, Japan
 1981 Donna Adamek, Apple Valley, Calif.
 1980 Pat Costello, Orlando, Fla.
 1979 Diana Silva, Albuquerque, N.M.
 1978 Donna Adamek, Apple Valley, Calif.
 1977 Betty Morris, Stockton, Calif.
 1976 Patty Costello, Scranton, Pa.
 1975 Paula Sperber, Miami
 1974 Pat Costello, Orlando, Fla.
 1973 Millie Martorella, Rochester, N.Y.
 1972 Lorrie Koch, Algonquin, Ill.
 1971 Paula Sperber, Miami
 1970 Mary Baker, Central Islip, N.Y.
 1969 Dorothy Fothergill, N. Attleboro, Mass.
 1968 Dorothy Fothergill, N. Attleboro, Mass.
 1967 Gloria Bouvia, Portland, Ore.
 1966 Joy Abel, Chicago
 1965 Ann Slattery, Salt Lake City
 1964 LaVerne Carter, St. Louis
 1963 Marion Ladewig, Grand Rapids, Mich.

1962 Shirley Garms, Island Lake, Ill.
 1961 Phyllis Notaro, Brant, N.Y.
 1960 Sylvia Wene, Philadelphia
 1959 Marion Ladewig, Grand Rapids, Mich.
 1958 Merle Matthews, Long Beach, Calif.
 1957 No event
 1956 Marion Ladewig, Grand Rapids, Mich.
 1955 (Dec.) Anita Cantaline, Detroit
 1955 (Jan.) Sylvia Wene, Philadelphia
 1954 Marion Ladewig, Grand Rapids, Mich.
 1953 No event
 1952 Marion Ladewig, Grand Rapids, Mich.
 1951 Marion Ladewig, Grand Rapids, Mich.
 1950 Marion Ladewig, Grand Rapids, Mich.
 1949 Marion Ladewig, Grand Rapids, Mich.

USBC SENIOR MASTERS

2023 John Janawicz, Winter Haven, Fla.
 2022 Dino Castillo, Highland Village, Texas
 2021 Tom Hess, Granger, Iowa
 2020 No event
 2019 Amleto Monacelli, Venezuela
 2018 Chris Warren, Grants Pass, Ore.
 2017 Walter Ray Williams Jr., Oxford, Fla.
 2016 Pete Weber, St. Ann, Missouri
 2015 Amleto Monacelli, Aventura, Fla.
 2014 Walter Ray Williams Jr., Ocala, Fla.
 2013 Pete Weber, St. Ann, Mo.
 2012 Mike Edwards, Tulsa, Okla.
 2011 Dale Traber, Cedarburg, Wis.
 2010 Wayne Webb, Grove City, Ohio
 2009 Dale Traber, Cedarburg, Wis.
 2008 Kenny Parks, East Chicago, Ind.
 2007 Tom Baker, King, N.C.
 2006 Tom Baker, King, N.C.
 2005 Vince Mazzanti Jr., Levittown, Pa.
 2004 Gary Dickinson, Edmond, Okla.
 2003 Dale Eagle, Tavares, Fla.
 2002 Pete Couture, Titusville, Fla.
 2001 Bob Glass, Lawrence, Kan.
 2000 Dave Soutar, Bradenton, Fla.
 1999 Darrell Storkson, Everett, Wash.
 1998 Pete Couture, Titusville, Fla.
 1997 Gary Dickinson, Edmond, Okla.
 1996 Dave Davis, West Palm Beach, Fla.

1995 Dave Davis, Lantana, Fla.
 1994 Hobo Boothe, Canoga Park, Calif.
 1993 Phil Ware, Knoxville, Tenn.

USBC SENIOR QUEENS

2023 Dana Ausec, Colorado Springs, Colo.
 2022 Jodi Woessner, Oregon, Ohio
 2021 No event
 2020 No event
 2019 Jeanne Naccarato, Tacoma, Wash.
 2018 Tish Johnson, Colorado Springs, Colo.
 2017 Lucy Sandelin, Tampa, Fla.
 2016 Robin Romeo, Newhall, Calif.
 2015 Robin Romeo, Newhall, Calif.
 2014 Robin Romeo, Newhall, Calif.
 2013 Lucy Sandelin, Tampa, Fla.
 2012 Anne Marie Duggan, Edmond, Okla.
 2011 Paula Vidad, Sun City, Calif.
 2010 Char Hammel, Las Vegas
 2009 Janine Primrose, Gardnerville, Nev.
 2008 Sandy Postma, Lansing, Ill.
 2007 Lucy Sandelin, Tampa, Fla.
 2006 Sandy Postma, Lansing, Ill.
 2005 Shirley Levens, Cocoa, Fla.
 2004 Sandy Postma, Lansing, Ill.
 2003 Andi Whitlock, Middletown, Del.
 2002 Shirley Levens, Cocoa, Fla.
 2001 Fran Minton, Iowa Park, Texas
 2000 Rose Smith, Las Vegas

SUPER SENIOR CLASSIC

2023 John Marsala, University City, Mo.
 2022 Ron Mohr, Las Vegas
 2021 Amleto Monacelli, Venezuela
 2020 No event
 2019 Ty Dawson, Sunnyvale, Calif.
 2018 Mike Dias, Lafayette, Colo.
 2017 Ron Mohr, North Las Vegas, Nev.
 2016 Junichi Yajima, Japan
 2015 Sam Maccarone, Blackwood, N.J.
 2014 Jim Knoblauch, Waukesha, Wis.
 2013 Kerry Painter, Henderson, Nev.

TEAM USA TRIALS

YEAR	MEN
2023	Jakob Butturff, Tempe, Ariz.
2022	Darren Tang, Las Vegas
2021	No event
2020	Matt Russo, Fairview Heights, Ill.
2019	John Janawicz, Winter Haven, Fla.
2018	Kyle Troup, Taylorsville, N.C.
2017	Jakob Butturff, Tempe, Ariz.
2016	Marshall Kent, Yakima, Wash.
2015	Kamron Doyle, Brentwood, Tenn.
2014*	Mike Fagan, Hurst, Texas
2014	Chris Barnes, Double Oak, Texas
2013*	Geoffrey Young, Denton, Texas
2013	John Szczerbinski, North Tonawanda, N.Y.
2012	Marshall Kent, Yakima, Wash.
2011	Scott Boyle, Salida, Calif.
2010	John Janawicz, Winter Haven, Fla.
2009	Cassidy Schaub, Ashland, Ohio
2008	Derek Eoff, Greenfield, Wis.
2007	David O'Sullivan, Orlando, Fla.
2006	Dan Patterson, Buffalo, N.Y.
2005	Rhino Page, San Diego
2004	Richard Fairley Jr., Lynchburg, Va.
2003	Bill Hoffman, Columbus, Ohio
2002	No event
2001	Andrew Cain, Tempe, Ariz.
2000	Scott Norton, Fullerton, Calif.
1999	Bill Hoffman, Columbus, Ohio
1998	Michael Mullin, New City, N.Y.
1997	John Gaines, Davidsonville, Md.
1996	Vernon Peterson, Dearborn Heights, Mich.
1995	Drew Hylen, Denver
1994	Patrick Healey Jr., Niagara Falls, N.Y.
1993	Robert Smith, Moor Park, Calif.
1992	Anthony Chapman, Landover, Md.

WOMEN

Breanna Clemmer, Clover, S.C.
 Shannon Pluhowsky, Dayton, Ohio
 No event
 Kelly Kulick, Union, N.J.
 Kelly Kulick, Union, N.J.
 Shannon O'Keefe, O'Fallon, Ill.
 Erin McCarthy, Omaha, Neb.
 Danielle McEwan, Stony Point, N.Y.
 Shannon Pluhowsky, Dayton, Ohio
 Shannon O'Keefe, O'Fallon, Ill.
 Brittini Hamilton, Wood-Ridge, N.J.
 Carolyn Dorin-Ballard, Keller, Texas
 Danielle McEwan, Stony Point, N.Y.
 Danielle McEwan, Stony Point, N.Y.
 Shannon Pluhowsky, Kettering, Ohio
 Brenda Edwards, Mansfield, Texas
 Liz Johnson, Cheektowaga, N.Y.
 Shannon O'Keefe, Brookfield, Wis.
 Lynda Barnes, Double Oak, Texas
 Diandra Asbaty, Chicago
 Lynda Barnes, Flower Mound, Texas
 Shannon Pluhowsky, Phoenix
 Shannon Pluhowsky, Phoenix

Shannon Pluhowsky, Phoenix
 Kelly Kulick, Union, N.J.
 Diandra Hyman, Dyer, Ind.
 Debbie Kuhn, Baltimore
 Janette Piesczynski, Cheektowaga, N.Y.
 Lucy Giovinco, Norcross, Ga.
 Lynda Norry, Pleasant Hill, Calif.
 Liz Johnson, Niagara Falls, N.Y.
 Liz Johnson, Niagara Falls, N.Y.
 Joey Simpson, Lexington, Ky.

YEAR MEN

1991 Paul Fleming, Lincoln, Neb.
 1990 Jon Juneau, Baton Rouge, La.
 1989 Adam Apo, Mililani, Hawaii
 1988 Darold Meisel, Muskego, Wis.
 1987 Mark Lewis, Wichita, Kan.
 1986 Dan Nadeau, Las Vegas

*Summer Team USA Trials

WOMEN

Julie Gardner, Huntington Beach, Calif.
 Julie Gardner, Huntington Beach, Calif.
 Linda Graham, Des Moines, Iowa
 Patty Ann, Arlington Heights, Ill.
 Heather Nelson, West Brattleboro, Vt.
 Cora Fiebig, Madison Heights, Mich.

U.S. NATIONAL AMATEUR BOWLING CHAMPIONSHIPS

YEAR MEN

2023 Brandon Bohn, Jackson, N.J.
 2022 Trent Mitchell, Chicago
 2021 No event
 2020 Cameron Crowe, Orland Park, Ill.
 2019 Wesley Low Jr., Palmdale, Calif.
 2018 Cortez Schenck, Phoenix
 2017 Matt Russo, Millstone Township, N.J.
 2016 Chris Via, Springfield, Ohio

2008-15 Not held

Note: Prior to 2008, Team USA Trials was limited to amateur bowlers; winners were named U.S. Amateur champions.

WOMEN

Jillian Martin, Stow, Ohio
 Chloe Skurzynski, Carlisle, Pa.
 No event
 Breanna Clemmer, Clover, S.C.
 Brenna Clemmer, Clover, S.C.
 Jordan Richard, Tipton, Mich.
 Julia Bond, Aurora, Ill.
 Stephanie Schwartz, Racine, Wis.

SUMMER TEAM USA TRIALS

YEAR MEN

2014 Mike Fagan, Hurst, Texas
 2013 Geoffrey Young, Denton, Texas

WOMEN

Shannon O'Keefe, O'Fallon, Ill.
 Carolyn Dorin-Ballard, Keller, Texas

INTERCOLLEGIATE TEAM CHAMPIONSHIPS

YEAR MEN

2023 Wichita State

WOMEN

McKendree

ITC CONTINUED

2022	Wisconsin-Whitewater
2021	Wichita State
2020	No event
2019	Webber International
2018	McKendree
2017	Title vacated
2016	McKendree
2015	Wichita State
2014	Lindenwood
2013	Robert Morris-Illinois
2012	Webber International
2011	Fresno State
2010	Wichita State
2009	Wichita State
2008	Wichita State
2007	Saginaw Valley State
2006	Saginaw Valley State
2005	Lindenwood
2004	Kansas
2003	Wichita State
2002	Western Illinois
2001	Western Illinois
2000	West Texas A&M
1999	Western Illinois
1998	Wichita State
1997	Saginaw Valley State
1996	Nebraska
1995	Wichita State
1994	Wichita State
1993	Wichita State
1992	William Paterson
1991	Saginaw Valley State
1990	Nebraska
1989	Cal State-Fullerton
1988	Erie CC
1987	Wichita State
1986	Erie CC
1985	Wisconsin-La Crosse
1984	Buffalo State
1983	Vincennes
1982	Washington State
1981	Arizona State
1980	Wichita State
1979	California
1978	Minnesota
1977	West Liberty
1976	South Carolina
1975	Wisconsin-La Crosse

Stephen F. Austin
Wichita State
No event
Robert Morris-Illinois
Lindenwood
McKendree
Webber International
North Carolina A&T
Robert Morris-Illinois
Maryland Eastern Shore
Webber International
Maryland Eastern Shore
Webber International
Wichita State
Pikeville
Wichita State
Lindenwood
Wichita State
Pikeville
Central Missouri State
Morehead State
Nebraska
Morehead State
Nebraska
Morehead State
Nebraska
West Texas A&M
Nebraska
Wichita State
Wichita State
William Paterson
West Texas State
Nebraska
Wichita State
Morehead State
West Texas State
West Texas State
Wichita State
West Texas State
Indiana State
West Texas State
Erie CC
Arizona State
Erie CC
Penn State
Wichita State
Wichita State
San Jose State
Wichita State

JUNIOR GOLD CONTINUED

2022	Isaiah Durlinger, Beavercreek, Ohio, (U12)	Sadrianna Erb, Farmington, N.Y. (U12)
	Landin Jordan, Sycamore, Ill. (U15)	Avery Domaguin, San Diego (U15)
	Brandon Bohn, Jackson, N.J. (U18)	Erin Klemencic, Powder Springs, Ga. (U18)
	Justin Bohn, Jackson, N.J. (U20)	Anna Callan, La Crosse, Wis. (U20)
2021	Matteo Quintero, Smyrna, Tenn. (U12)	Baylie Massingill, Troy, Ohio (U12)
	Landin Jordan, Sycamore, Ill. (U15)	Savannah Tailon, Concord, N.C. (U15)
	Brandon Bohn, Jackson, N.J. (U18)	Jaelle Hamman, Jarrell, Texas (U18)
	Cameron Crowe, Orland Park, Ill. (U20)	Brooke Roberts, Port Orange, Fla. (U20)
2020	No event	No event
2019	Elias O'Hollaren, San Diego (U12)	Katelyn Abigania, San Diego (U12)
	John Nunn, Jacksonville, Fla. (U15)	Annalise OBryant, Ball Ground, Ga. (U15)
	Cameron Hurwitz, Rochester, N.Y. (U17)	Caroline Thesier, Mooresville, N.C. (U17)
	Alec Keplinger, Coldwater, Mich. (U20)	Patricia Rosales, Orlando, Fla. (U20)
2018	Joseph Dominguez, Manalapan, N.J. (U12)	Katelyn Abigania, San Diego (U12)
	Silas Lira, Tampa, Fla. (U15)	Annalise OBryant, Ball Ground, Ga. (U15)
	Anthony Neuer, Lewisburg, Pa. (U20)	Julia Huren, Westland, Mich. (U20)
2017	Brandon Bohn, Jackson, N.J. (U12)	Karina Capron, Fremont, Neb. (U12)
	Solomon Salama, Beverly Hills, Calif. (U15)	Jennifer Loredo, Fresno, Calif. (U15)
	Wesley Low Jr, Palmdale, Calif. (U20)	Allie Leiendecker, Wooster, Ohio (U20)
2016	Edgar Burgos, Dorado, Puerto Rico (U12)	Hannah Diem, Seminole, Fla. (U12)
	Solomon Salama, Beverly Hills, Calif. (U15)	Mabel Cummins, Elburn, Ill. (U15)
	Jeffery Mann, West Lafayette, Ind. (U20)	Jacqueline Evans, Acton, Mass. (U20)
2015	Spencer Robarge, Springfield, Mo. (U12)	Amanda Naujokas, Lake Ronkonkoma, N.Y. U12
	Tom Hankey, Great Barrington, Mass. (U15)	Danielle Jedlicki, Murfreesboro, Tenn. (U15)
	Zachary Doty, Nassau, N.Y. (U20)	Sierra Kanemoto, Dayton, Ohio (U20)
2014	Anthony Neuer, Lewisburg, Pa. (U12)	Madison Bailey, Rocklin, Calif. (U12)
	Adam Zimmerman, Deer Park, N.Y. (U15)	Ashley Channell, Morris Chapel, Tenn. (U15)
	Tylor Greene, Davison, Mich. (U20)	Breanna Clemmer, Clover, S.C. (U20)
2013	Cortez Schenck, Phoenix (U15)	Taylor Russell, Tupelo, Miss. (U15)
	Wesley Low, Palmdale, Calif. (U20)	Julia Bond, Aurora, Ill. (U20)
2012	Bradley Crouse, Nazareth, Pa. (U15)	Breanna Clemmer, Clover, S.C. (U15)
	AJ Johnson, Oswego, Ill. (U20)	Robyn Renslow, Brentwood, Calif. (U20)
2011	Gary Faulkner, Memphis, Tenn.	Natalie Jimenez, Rowland Heights, Calif.
2010	Marshall Kent, Yakima, Wash.	Brittini Hamilton, Webster, N.Y.
2009	Mike Conn, Crestwood, Ky.	Maggie Zakrzewski, Palatine, Ill.
2008	Geoffrey Young, Denton, Texas	Kristie Petravich, West Palm Beach, Fla.
2007	Adam Martinez, San Antonio	Jenny Brown, DeLand, Fla.
2006	Matthew O'Grady, South Amboy, N.J.	Jennifer Wright, West Columbia, S.C.
2005	Chris Bolosan, Newport News, Va.	Stefanie Nation, Miami
2004	Clay Herrbach, Naperville, Ill.	Stefanie Nation, Miami
2003	Erik Vermilyea, Maplewood, Minn.	Stefanie Nation, Miami
2002	Sean Rash, Anchorage, Alaska	Olivia Sandham, Boulder, Colo.
2001	Michael Remaklus, Florissant, Mo.	Shannon Pluhowsky, Phoenix
2000	Nathan Bohr, Austin, Texas	Shannon Pluhowsky, Phoenix
1999	Scott Norton, Cypress, Calif.	Shannon Pluhowsky, Phoenix
1998	Rory Kalanquin, Davison, Mich.	Melissa Bellinder, Fullerton, Calif.

INTERCOLLEGIATE SINGLES CHAMPIONSHIPS //

YEAR MEN

2023	A.J. Wolstenholme, Webber International
2022	Brandon Vallone, William Paterson
2021	Pete Vergos, Calumet College of St. Joseph
2020	No event
2019	Tom Hankey Jr., Webber International
2018	Kenny Ryan, Robert Morris-Illinois
2017	Nick Pate, Midland
2016	Daniel Hanson, Robert Morris-Illinois
2015	Michael Tang, San Jose State
2014	Francois Lavoie, Wichita State
2013	Aaron Lorincz, Saginaw Valley State
2012	Geoffrey Young, Wichita State
2011	Kyle Barnes, Middle Tennessee
2010	Chris Bardol, Robert Morris-Illinois
2009	Adam Chase, St. John's
2008	Dan Vick, Rochester Institute
2007	Tim Pfeifer, Robert Morris-Pa.
2006	Brian Valenta, Lindenwood
2005	P.J. Haggerty, Fresno State
2004	Cory Simmons, Newman

WOMEN

Paige Wagner, Wichita State
Chloe Skurzynski, Stephen F. Austin
Katie Robb, Delaware State
No event
Breanna Clemmer, McKendree
Stephanie Schwartz, Stephen F. Austin
Sydney Brummett, Wichita State
Emily Eckhoff, Hastings
Emily Eckhoff, Hastings
Diana Zavjalova, Webber International
Kristina Mickelson, Nebraska
Georgia Dreves, Newman
Brittini Hamilton, Vanderbilt
Jenn Boisselle, Central Florida
Daniela Alvarado, Wichita State
Jennifer Wright, Pikeville
Elysia Current, Wichita State
Olivia Sandham, Wichita State
Bianca Montagnino, Newman
Shannon Pluhowsky, Nebraska

USBC JUNIOR GOLD CHAMPIONSHIPS //

YEAR BOYS

2023	Ryan Campbell, Clinton, S.C. (U12)
	Ernesto Reynoso, Folsom, Calif. (U15)
	Aidan Furukawa, Sunbury, Ohio (U18)
	Carter Street, Dublin, Ohio (U20)

GIRLS

Alexandra McCowan, Anaheim, Calif. (U12)
Lariele Thaps, Orlando, Fla. (U15)
Gianna Brandolino, Joliet, Ill. (U18)
Jenna Stretch, Auburn Township, Ohio (U20)

USA BOWLING NATIONAL CHAMPIONSHIPS //

12-AND-UNDER DIVISION

2023	Southeast Region, X-Men (Ean Laws, Ryan Campbell, Nolyon Conway, Jax Neal, Vincent Cintron)
2022	Ohio Valley Region, DKJ Pro Shop (Miles Gordon, Alexander Hanicak, Donaven Kline, Dawson Kohl, Kinnick Robinson)
2021	No event
2020	No event
2019	Southwest Region, SDLV Strikers (Katelyn Abigania, Avery Domaguin, Sebastian Huffman, Elias O'Hollaren)
2018	Pacific Southwest Region, Four the Love of Boba (Nihal Mareedu, Diego Jara, Saphyre Nofuente and Ethan Ranario)
2017	Pacific Southwest Region, Cloverleaf Strikers (Joey Irvin, Diego Jara, Nihal Mareedu, Harley Shene)
2016	Lower Great Lakes Region, Indiana U12 All-Stars (Reece Dunbar, Shayla Gwynn, Hayden Smith, Kyle Toyias)

15-AND-UNDER DIVISION

2023	Coastal South Region, Eagles (Gavin Murray, Ridgely Potter Jr., Emmanuel Guevara, Carly Rhodes)
2022	Lower Great Lakes Region, EYT Phenoms (Gianna Brandolino, Griffin Jordan, Landin Jordan, Abigail Starkey)
2021	No event
2020	No event
2019	Northeast Region, Chesapeake Bay Strikers (John Banfield, James Bennett, Nicholas Menendez, Nate Trentler, Laney Wells)
2018	Midwest Region, 3 Rights Make a Left (Brandon Bonta, Silas Limes, Piper Reams, Spencer Robarge)
2017	Midwest Region, 3 Rights Make a Left, Kansas (Brandon Bonta, Silas Limes, Peyton Montgomery, Spencer Robarge)
2016	South Region, Strikers (Jhalen Embery, Faith Hardy, Tyrell Ingalls, Dawson Stewart)



USBC OPEN CHAMPIONSHIPS WINNERS

THIS EVENT WAS NOT HELD DURING WWII (1943-45) AND COVID-19 (2020)

REGULAR DIVISION

SINGLES **REGULAR**

- 2023 David Simard, Granby, Quebec, Canada, 813
- 2022 Alex George, Wichita, Kan., 848
- 2021 Andrew Anderson, Holly, Mich., 802
- 2019 Mitch Beasley, Clarksville, Tenn., 812
- 2018 Cotie Holbek, Burlington, Wis., 802
- 2017 Ron Jacobson, Jupiter, Fla., 804
- 2016 Robert J. Bures, Painesville, Ohio, 815
- 2015 Ronnie Sparks Jr., Redford, Mich., 793
- 2014 Louis Jenkins Jr., Warr Acres, Okla., 826
- 2013 Zeke Bayt, Westerville, Ohio, 795
- 2012 Henry Teetz III, West Allis, Wis., 800
- 2011 Matt Weggen, Muscatine, Iowa, 826
- 2010 Terrence Syring, Bay City, Mich., 833
- 2009 Bo Goergen, Midland, Mich., 862
- 2008 Bryan Young, Everett, Wash., 832
- 2007 Frederick "Chip" Aki, Nicholasville, Ky., 814
- 2006 Wendy Macpherson, Henderson, Nev., 812
- 2005 David Adam, Maryland Heights, Mo., 791
- 2004 John Janawicz, Winter Haven, Fla., 858
- 2003 Ron Bahr, Topeka, Kan., 837
- 2002 Mark Millsap, Portage, Ind., 823
- 2001 Nick Hoagland, Bloomington, Ind., 798
- 2000 Garran Hein, Brea, Calif., 811
- 1999 Dan Winter, Rockford, Ill., 825
- 1998 John Gaines, Davidsonville, Md., 814
- 1997 John Socha, Milwaukee, 847
- 1996 Don Scudder, Cincinnati, 823
- 1995 Matt Surina, Mead, Wash., 826
- 1994 John Weltzien, Boca Raton, Fla., 810
- 1993 Dan Bock, Owatonna, Minn., 798
- 1992 Bob Youker Jr., Syracuse, N.Y., 801
- Gary Blatchford, Phoenix, 801
- 1991 Ed Deines, LaPorte, Colo., 826
- 1990 Bob Hochrein, Dubuque, Iowa, 791
- 1989 Paul Tetreault, Lebanon, N.H., 813
- 1988 Steve Hutkowski, Hershey, Pa., 774
- 1987 Terry Taylor, Nashville, Tenn., 749
- 1986 Jeff Mackey, Mexico, Mo., 774
- 1985 Glenn Harbison, Pittsburgh, 774
- 1984 Bob Antczak, Chicago, 764
- Neal Young, Louisville, Ky., 764
- 1983 Rickey Kendrick, Springfield, Ill., 735
- 1982 Bruce Bohm, Chicago, 748
- 1981 Michael (Rob) Vital, Lancaster, Pa., 780
- 1980 Mike Eaton, Grand Rapids, Mich., 782
- 1979 Rick Peters, Franklin, Ohio, 761
- 1978 Rich Mersek, Cleveland, 739
- 1977 Frank Gadaletto, Lansing, Mich., 738
- 1976 Mike Putzer, Oshkosh, Wis., 758
- 1975 Jim Setser, Dayton, Ohio, 756
- 1974 Gene Krause, Cleveland, 773
- 1973 Ed Thompson, Denver, 762
- 1972 Bill Pointer, Pontiac, Mich., 739
- 1971 Al Cohn, Chicago, 738
- 1970 Jake Yoder, Fort Wayne, Ind., 744
- 1969 Greg Campbell, St. Louis, 751
- 1968 Wayne Kowalski, Revere, Mass., 738
- 1967 Frank Perry, Lorain, Ohio, 723
- 1966 Don Chapman, Scranton, Pa., 761
- 1965 Kenneth Roeth, Dubuque, Iowa, 700
- 1964 Jim Stefanich, Chicago, 726
- 1963 Fred Delello, Oneonta, N.Y., 744
- 1962 Andrew Renaldy, Youngstown, Ohio, 720
- 1961 Lyle Spooner, St. Cloud, Minn., 726
- 1960 Paul Kulbaga, Cleveland, 726
- 1959 Ed Lubanski, Detroit, 764
- 1958 Edward Shay, Chester, Pa., 733
- 1957 Bob Allen, Yonkers, N.Y., 729
- 1956 George Wade, Steubenville, Ohio, 744
- 1955 Edward Gerzine, Milwaukee, 738
- 1954 Tony Sparando, Rego Park, N.Y., 723
- 1953 Frank Santore, Long Island City, N.Y., 749

- 1952 Al Sharkey, Chicago, 758
- 1951 Lee Jouglard, Detroit, 775
- 1950 Everett Leins, Aurora, Ill., 757
- 1949 Bernard Rusche, Cincinnati, 716
- 1948 Lincoln Protich, Akron, Ohio, 721
- 1947 Junie McMahon, Chicago, 740
- 1946 Leo Rollick, Santa Monica, Calif., 737
- 1942 John Stanley, Cleveland, 756
- 1941 Fred Ruff Jr., Belleville, Ill., 745
- 1940 Ray Brown, Terre Haute, Ind., 742
- 1939 James Danek, Forest Park, Ill., 730
- 1938 Knute Anderson, Moline, Ill., 746
- 1937 Gene Gagliardi, Mount Vernon, N.Y., 759
- 1936 Charles Warren, Springfield, Ill., 735
- 1935 Don Brokaw, Canton, Ohio, 733
- 1934 Jerry Vidro, Grand Rapids, Mich., 721
- 1933 Earl Hewitt, Erie, Pa., 724
- 1932 Otto Nitschke, Cleveland, 731
- 1931 Walter Lachowski, Erie, Pa., 712
- 1930 Larry Shotwell, Covington, Ky., 774
- 1929 Adolph Unke, Milwaukee, 728
- 1928 Henry Summers, St. Louis, 705
- 1927 William Eggars, Chicago, 706
- 1926 Ed Votel, Braddock, Pa., 731
- 1925 Al Green, Chicago, 706
- 1924 Harry Smyers, Pittsburgh, 749
- 1923 Carl Baumgartner, Cincinnati, 724
- 1922 Walter Lundgren, Chicago, 729
- 1921 Fred Smith, Detroit, 702
- 1920 Joe Shaw, Chicago, 713
- 1919 Harry Cavan, Pittsburgh, 718
- 1918 C.J. Styles, Detroit, 702
- 1917 Otto Kallusch, Rochester, N.Y., 698
- 1916 Sam Schliman, Toronto, 685
- Bill Hueseman, Cincinnati, 685
- F. Shaw, Chicago, 685
- 1915 Wallace Pierce, Pueblo, Colo., 711
- 1914 William Miller, Detroit, 675
- 1913 Frank Peterson, Columbus, Ohio, 693
- 1912 Larry Sutton, Rochester, N.Y., 679
- 1911 James Blouin, Chicago, 681
- 1910 Thomas Haley, Detroit, 705
- 1909 Larry Sutton, Rochester, N.Y., 691
- Frank Bruggeman, Sioux City, Iowa, 691
- 1908 Archie Wengler, Chicago, 699
- 1907 Marshall Levey, Indianapolis, 624
- R.T. Matak, St. Paul, Minn., 624
- 1906 Frank Favour, Oshkosh, Wis., 669
- 1905 C.M. Anderson, St. Paul, Minn., 651
- 1904 Martin Kern, St. Louis, 647
- 1903 Dan Jones, Milwaukee, 683
- 1902 Fred Strong, Chicago, 649
- 1901 Frank Briell, Chicago, 648

DOUBLES **REGULAR**

- 2023 DeeRonn Booker, Albuquerque, N.M., and Mark Curtis Jr., Chattanooga, Tenn., 1,482
- 2022 Kyle Krol, Tinley Park, Ill., and Kyle Damon, Orland Park, Ill., 1,522
- 2021 Chris Pierson, West Bend, Wis./David Labinski, Milwaukee, 1,466
- 2019 Cotie Holbek, Burlington, Wis., and Steven Fisher, Winthrop Harbor, Ill., 1,478
- 2018 Richard Eighth, Waterloo, Iowa, and AJ Chapman, St. Paul, Minn., 1,457
- 2017 Zachary Hattori, Henderson, Nev., and Michael Coffey, Melbourne, Fla., 1,478
- 2016 Greg Thomas, Irmo, S.C., and Christopher Hill, Franklin, Wis., 1,401
- 2015 Mark Sleeper Jr., Kaufman, Texas, and Anthony Simonsen, Princeton, Texas, 1,409
- 2014 Clark Poelzer and Carl Poelzer, Arden Hills, Minn., 1,465
- 2013 Brian Burkhardt, St. Louis, and Rick Gatlin, Eureka, Mo., 1,440
- 2012 Matt McNiel, Prior Lake, Minn., and Charles Vashaw, Deephaven, Minn., 1,489

- 2011 Chad Reiffer, Kentwood, Mich., and Brandon Tarabek, Grand Rapids, Mich., 1,497
- 2010 John Kreyer Jr., Fridley, Minn., and Steve Bohn, Norwood, Minn., 1,514
- 2009 Brenda Edwards and Stephen Padilla, Mansfield, Texas, 1,566
- 2008 John Socha, Oak Creek, Wis., and Dennis Rakauskas, Apopka, Fla., 1,467
- 2007 Jonathan Masur, West Orange, N.J., and Jeffrey Butler, Garfield, N.J., 1,544
- 2006 Bobby Stives, El Paso, Texas, and Paul Yoder, Albuquerque, N.M., 1,497
- 2005 Steve Richter, Sheboygan Falls, Wis., and Jeff Richgels, Oregon, Wis., 1,500
- 2004 Mike Vasey and Joseph Crocco, Racine, Wis., 1,477
- 2003 Derek Sapp, Keokuk, Iowa, and Sean Rash, Anchorage, Alaska, 1,540
- 2002 Fred Mattson, Tacoma, Wash., and Chris Warren, Puyallup, Wash., 1,534
- 2001 Gregg Zicha, Glen Ellyn, Ill., and Bob Udseth, Rolling Meadows, Ill., 1,449
- 2000 Billy Seprodi, Indianapolis and Jim O'Connor, Greenwood, Ind., 1,534
- 1999 Dale Traber, Cedarburg, Wis., and Ryan Lever, Waterford, Wis., 1,506
- 1998 Keith Klenc and Rick Hara, Chicago, 1,455
- 1997 Paul Zuehlke and Rob Stueber, Oshkosh, Wis., 1,464
- 1996 Jamie Burke, Loveland, Ohio, and Drew Hauck, Finneytown, Ohio, 1,508
- 1995 Michael Wambold and Scott Kruppenbacher, Rochester, N.Y., 1,486
- 1994 Dean Distin and Mike Tryniski, Fulton, N.Y., 1,468
- 1993 Rick Fangman, Gilbertville, Iowa, and Darrin Lindsey, Vinton, Iowa, 1,498
- Dave Callery and Terry Saccone, Cincinnati, 1,498
- Ron Wilde and Randy Wilde, Green Bay, Wis., 1,498
- 1992 Dave Bernhardt and Gene Stus, Detroit, 1,487
- 1991 Jimmy Johnson, Columbus, Ohio, and Dan Nadeau, Las Vegas, 1,505
- 1990 Bob Ujvari and Mike Neumann, Buffalo, 1,448
- 1989 Gary Daroszewski and Gus Yannaras, Milwaukee, 1,499
- 1988 Mark Lewis and Mark Jensen, Wichita, Kan., 1,450
- 1987 Ray Betchkal and Dennis Schlichting, Racine, Wis., 1,380
- 1986 Don Cook, Milwaukee and Bob Larson, Kenosha, Wis., 1,418
- 1985 Howard Higby and Clyde Gibson, Lake Jackson, Texas, 1,366
- 1984 Chris Cobus and John Megna, Milwaukee, 1,383
- 1983 Rick McCurdy and Tony Loiacano, Detroit, 1,382
- 1982 Rich Wonders, Racine Wis., and Darold Meisel, Milwaukee, 1,364
- 1981 Jim Kontos, Munster, Ind., and Al Bruder, Chicago, 1,362
- Ted Hannahs, Zanesville, Ohio, and Bob Blaney, Cambridge, Ohio, 1,362
- 1980 Ron Thacker and Bob Bures, Cleveland, 1,378
- 1979 Mike Turnbull and Jack Wilson, Akron, Ohio, 1,388
- 1978 Bob Kulaszewicz and Don Gazzana, Milwaukee, 1,352
- 1977 Bob Roy, Denver and Walt Roy, Glenwood Springs, Colo., 1,318
- 1976 Fred Wilten Sr. and Gary Voss, St. Louis, 1,356
- 1975 Bob Metz and Steve Partlow, Dayton, Ohio, 1,360
- 1974 Chuck Sunseri and Bob Hart, Detroit, 1,419
- 1973 Jamie Brooks and Jim Paine, Houston, 1,337
- 1972 Jerry Nutt and Bill Stanfield, Grand Rapids, Mich., 1,350
- 1971 Tony Maresca and Bill Haley, Phoenix, 1,330
- 1970 Dick Selgo and Don Bredehoft, Toledo, Ohio, 1,371
- 1969 Robert Maschmeyer and Charles Guedel, Indianapolis, 1,379
- 1968 Richard Stark and Walt Roy, Glenwood Springs, Colo., 1,325
- 1967 Mark Kuglitsch and Ron Wheeler, Milwaukee, 1,357
- 1966 Tony Loiacano and Bob Kwiecien, Detroit, 1,351
- 1965 Buzz Bosler and Dan Slak, Milwaukee, 1,300
- 1964 Pat Russo and Tony Russo, Teaneck, N.J., 1,343
- 1963 Wilford (Bus) Oswalt and Gerry Schmidt, Fort Wayne, Ind., 1,337

1962 John Gribin and Gary Madison, Riverside, Calif., 1,376
 1961 Joseph Macaluso and Eugene Hering, Irvington, N.J., 1,342
 1960 Andy Marzich and Dick Jensen, Los Angeles, 1,369
 1959 Barney Vehige and Gilbert (Gib) Fischbach, St. Louis, 1,372
 1958 John (Bill) Tucker and Jim Vrenick, St. Louis, 1,414
 1957 Ronald Jones and Joe Meszaros, Sterling, Ohio, 1,369
 1956 Bill Lillard and Stan Gifford, Chicago, 1,331
 1955 Harry Zoeller and George Pacropis, Wilkes-Barre, Pa., 1,365
 1954 Don McClaren, St. Louis and Billy Welu, Houston, 1,335
 1953 Edward Koepp and Joe Kissoff, Cleveland, 1,339
 1952 John Klares and Steve Nagy, Cleveland, 1,453
 1951 Bob Benson and Eddie Marshall, Lansing, Mich., 1,334
 1950 Willis Eboosh and Earl Linsz, Cleveland, 1,325
 1949 Donald Van Boxel, Green Bay, Wis., and Gene Bernhardt, Sturgeon Bay, Wis., 1,332
 1948 James Towns and William Sweeney, Chicago, 1,361
 1947 Edward Doerr Jr. and Len Springmeyer, St. Louis, 1,356
 1946 John Gworek and Henry Kmidowski, Buffalo, 1,360
 1942 Edward Nowicki and George Baier, Milwaukee, 1,377
 1941 William Lee and Ray Farness, Madison, Wis., 1,346
 1940 Herbert Freitag and Joe Sinke, Chicago, 1,346
 1939 Philip Icuss and Murray Fowler, Steubenville, Ohio, 1,405
 1938 Don Johnson and Fannie Snyder, Indianapolis, 1,337
 1937 Virgil Gibbs, Kansas City, Mo., and Nelson Burton Sr., Dallas, 1,359
 1936 Anthony Slanina and Mike Straka, Chicago, 1,347
 1935 Clyde Sumerix and Harry Souers, Akron, Ohio, 1,348
 1934 George Rudolph and John Ryan, Waukegan, Ill., 1,321
 1933 Gil Zunker and Frank Benkovic, Milwaukee, 1,415
 1932 Frank Benkovic and Charley Daw, Milwaukee, 1,358
 1931 Edward Rafferty and Charles Reilly, Philadelphia, 1,316
 1930 James Divine and George Heup, Beloit, Wis., 1,339
 1929 Walter Klecz and Peter Butler, Chicago, 1,353
 1928 Henry Will and Joe Hradek, Chicago, 1,363
 1927 Michael Flick and Frank Snyder, Erie, Pa., 1,317
 1926 Charles Aston and Phil Young, Akron, Ohio, 1,355
 1925 Fred Gardella and Fred Tocco, Detroit, 1,355
 1924 Ed Schupp and Ed Karich, Chicago, 1,318
 1923 Harry Thoma and Clarence Thoma, Chicago, 1,380
 1922 Charley Daw and Finnis Wilson, Milwaukee, 1,358
 1921 Chris Spinella and Barney Spinella, New York, 1,336
 1920 Otto Kallusch and Art Schieman, Rochester, N.Y., 1,314
 1919 Marv Erickson and Edward Krems, Chicago, 1,301
 1918 Otto Kallusch and Ernie Barnes, Rochester, N.Y., 1,305
 1917 Harry Steers and Fred Thoma, Chicago, 1,335
 1916 G. Satorius and William Holzschuh, Peoria, Ill., 1,346
 1915 Frank Thoma and Hank Marino, Chicago, 1,279
 1914 Harold Allen and Ray Allen, Detroit, 1,297
 1913 John Negley and D. H. Van Ness, Newark, N.J., 1,245
 1912 Peter Schultz and John Koster, Newark, N.Y., 1,291
 1911 N.P. Owen and Phil Sutton, Louisville, Ky., 1,259
 1910 W.M. Hartley and Louis Seiler, East Liverpool, Ohio, 1,246
 1909 Al Daiker and Ed Wettemar, Cincinnati, 1,231
 1908 Al Schwoegler and Tony Schwoegler, Madison, Wis., 1,304
 1907 James Chalmers and Henry Kiene, Chicago, 1,254
 1906 E.G. Richter and E. Bigley, Louisville, Ky., 1,164
 1905 J.N. Reed and Earl Dresbach, Columbus, Ohio, 1,247
 1904 Ed Stretch and Robert Rolfe, Chicago, 1,213
 1903 H.H. Krause and C. H. Spies, Washington, 1,184
 1902 Harry Collin and Kip Selbach, Columbus, Ohio, 1,227
 1901 Jim McClean and Harry Steers, Chicago, 1,237
 1900 John Voorhies and Charles Starr, New York City, 1,203

ALL-EVENTS REGULAR

2023 Nick Kruml, St. Peters, Mo., 2,242
 2022 Brian Waliczek, Frankenmuth, Mich., 2,241
 2021 Chris Via, Blacklick, Ohio, 2,303
 2019 Ryan Mouw, Muskegon, Mich., 2,156
 2018 Kurt Pilon, Warren, Mich., 2,186
 2017 Brad Angelo, Lockport, N.Y., 2,176
 2016 Brandon Novak, Chillicothe, Ohio, 2,133
 2015 Matt McNiel, Prior Lake, Minn., 2,226
 2014 Anthony LaCaze, Melrose Park, Ill., 2,273
 2013 John Szczerbinski, North Tonawanda, N.Y., 2,228
 2012 Matt McNiel, Prior Lake, Minn., 2,202
 2011 Matt Weggen, Muscatine, Iowa, 2,268
 2010 Matt McNiel, Chanhassen, Minn., 2,326
 2009 Ron Vokes, Racine, Wis., 2,321
 2008 Jay Futrell, Derby, Kan., 2,183
 2007 Mike Rose Jr., West Henrietta, N.Y., 2,198

2006 Dave Mitchell, Farmington, Minn., 2,189
 2005 Scott Craddock, Allen, Texas, 2,131
 2004 John Janawicz, Winter Haven, Fla., 2,224
 2003 Steve Kloempken, Ogden, Utah, 2,215
 2002 Stephen Hardy, Manchester, N.H., 2,279
 2001 D.J. Archer, Amarillo, Texas, 2,219
 2000 Roy Daniels, El Paso, Texas, 2,181
 1999 Tommy Jones, Greenville, S.C., 2,158
 1998 Chris Barnes, Wichita, Kan., 2,151
 1997 Jeff Richgels, Oregon, Wis., 2,241
 1996 Scott Kurtz, Somerset, N.J., 2,224
 1995 Jeff Kwiatkowski, Maumee, Ohio, 2,194
 1994 Tom Holt, Lubbock, Texas, 2,190
 1993 Jeff Nimke, Oshkosh, Wis., 2,254
 1992 Mike Tucker, Fountain Valley, Calif., 2,158
 1991 Tom Howery, Madison, Wis., 2,216
 1990 Mike Neumann, Buffalo, 2,168
 1989 George Hall, Mundelein, Ill., 2,227
 1988 Rick Steelsmith, Wichita, Kan., 2,053
 1987 Ryan Shafer, Elmira, N.Y., 2,044
 1986 Ed Marzka, Detroit, 2,116
 1985 Barry Asher, Anaheim, Calif., 2,033
 1984 Bob Goike, Detroit, 2,142
 1983 Tony Cariello, Chicago, 2,059
 1982 Rich Wonders, Racine, Wis., 2,076
 1981 Rod Toft, St. Paul, Minn., 2,107
 1980 Steve Fehr, Cincinnati, 2,076
 1979 Bob Basacchi, Detroit, 2,097
 1978 Chris Cobus, Milwaukee, 1,994
 1977 Bud Debenham, Los Angeles, 2,117
 1976 Jim Lindquist, Minneapolis, 2,071
 1975 Bobby Meadows, Dallas, 2,033
 1974 Bob Hart, Detroit, 2,087
 1973 Ron Woolet, Louisville, Ky., 2,104
 1972 Mac Lowry, Seattle, 2,026
 1971 Al Cohn, Chicago, 2,063
 1970 Mike Berlin, Muscatine, Iowa, 2,004
 1969 Eddie Jackson, Cincinnati, 1,988
 1968 Vince Mazzanti, Philadelphia, 1,971
 1967 Gary Lewis, Chicago, 2,010
 1966 John Wilcox, Williamsport, Pa., 2,004
 1965 Tom Hathaway, Los Angeles, 1,922
 1964 Les Zikes, Chicago, 2,001
 1963 Wilford (Bus) Oswald, Fort Wayne, Ind., 2,055
 1962 Billy Young, Tulsa, Okla., 2,015
 1961 Luke Karan, Detroit, 1,960
 1960 Vince Lucci, Trenton, N.J., 1,985
 1959 Ed Lubanski, Detroit, 2,116
 1958 Al Faragalli, Paterson, N.J., 2,043
 1957 Jim Spalding, Louisville, Ky., 2,088
 1956 Bill Lillard, Chicago, 2,018
 1955 Fred Bujack, Detroit, 1,993
 1954 Brad Lewis, Ashland, Ohio, 1,985
 1953 Frank Santore, New York, 1,994
 1952 Steve Nagy, Cleveland, 2,065
 1951 Tony Lindemann, Detroit, 2,005
 1950 Frank Santore, New York, 1,981
 1949 John Small, Chicago, 1,941
 1948 Ned Day, Milwaukee, 1,979
 1947 Junie McMahon, Chicago, 1,965
 1946 Joe Wilman, Chicago, 2,054
 1942 Stanley Moskal, Saginaw, Mich., 1,973
 1941 Harold Kelly, South Bend, Ind., 2,013
 1940 Fred Fischer, Buffalo, 2,001
 1939 Joe Wilman, Chicago, 2,028
 1938 Donald Beatty, Jackson, Mich., 1,978
 1937 Max Stein, Belleville, Ill., 2,070
 1936 John Murphy, Indianapolis, 2,006
 1935 Ora Mayer, San Francisco, 2,022
 1934 Walter Reppenhagen, Detroit, 1,972
 1933 Gil Zunker, Milwaukee, 2,060
 1932 Hugh Stewart, Cincinnati, 1,980
 1931 Mike Mauser, Youngstown, Ohio, 1,966
 1930 George Morrison, Chicago, 1,985
 1929 Otto Stein Jr., St. Louis, 1,974
 1928 Phil Wolf, Chicago, 1,937
 1927 Barney Spinella, New York, 2,014
 1926 Harry Gerloski, Detroit, 1,981
 1925 Clarence Long, Buffalo, 1,977
 1924 A.F. Weber, Elizabeth, N.J., 1,975
 1923 William Knox, Philadelphia, 2,019
 1922 Barney Spinella, New York, 1,999
 1921 Art Schieman, Rochester, N.Y., 1,909
 1920 Jimmy Smith, Milwaukee, 1,915
 1919 Mort Lindsey, New Haven, Conn., 1,933
 1918 Harry Steers, Chicago, 1,959

1917 H. Miller, Detroit, 1,945
 1916 Frank Thoma, Chicago, 1,919
 1915 Matty Faetz, Chicago, 1,876
 1914 William Miller, Detroit, 1,897
 1913 Ed Hermann, Cleveland, 1,972
 1912 Phil Sutton, Louisville, Ky., 1,843
 1911 Jimmy Smith, Buffalo, N.Y., 1,919
 1910 Thomas Haley, Detroit, 1,961
 1909 James Blouin, Chicago, 1,885
 1908 Russ Crable, E. Liverpool, Ohio, 1,924
 1907 H.C. Ellis, Grand Rapids, Mich., 1,775
 1906 J.T. Peacock, Indianapolis, 1,794
 1905 Jack Reilly, Chicago, 1,791
 1904 Martin Kern, St. Louis, 1,804
 1903 Fred Strong, Chicago, 1,896
 1902 John Koster, New York, 1,841
 1901 Frank Briell, Chicago, 1,736

TEAM REGULAR

2023 Riding Kenny's Coattails, Cincinnati, 3,578
 2022 Storm Products Inc. 1, Alva, Fla., 3,486
 2021 Before the 1st Frame, Battleboro, N.C., 3,400
 2019 Higgy's Aquarium, Westerville, Ohio, 3,362
 2018 S&B Pro Shop 1, Warren, Mich., 3,322
 2017 Team NABR, Fairport, N.Y., 3,266
 2016 BowersBowlingTour.com, Wichita, Kan., 3,377
 2015 Team NABR, West Henrietta, N.Y., 3,368
 2014 Artistic Expressions 1, Oklahoma City, 3,720
 2013 Lodge Lanes Too, Orlando, Fla., 3,538
 2012 Nicholas J's Pro Shop 2, La Crosse, Wis., 3,401
 2011 Turbo 2-N-1 Grips 1, Madison, Wis., 3,473
 2010 Bowlers Edge Pro Shop, Neenah, Wis., 3,408
 2009 Linds Limited, Milwaukee, 3,449
 2008 Team Tilt, Lawrence, Kan., 3,374
 2007 Lava Lanes, Medford, Ore., 3,405
 2006 Browning Pontiac, Cincinnati, 3,496
 2005 KR Strikeforce, Decatur, Ill., 3,302
 2004 S&B Pro Shop #1, Clinton Township, Mich., 3,268
 2003 Bowlers Edge Pro Shop, Menasha, Wis., 3,294
 2002 Bruno's Pizza, Lafayette, Ind., 3,473
 2001 Joliet Town & Country Lanes, Joliet, Ill., 3,273
 K J Excavating, Toledo, Ohio, 3,273
 Team 8 Ball, Medford, Ore., 3,513
 1999 Zawadzki Jewelers, Buffalo, N.Y., 3,336
 1998 Drilling's Amoco, Milwaukee, 3,361
 1997 Dan Ottoman Enterprises, Troy, Mich., 3,379
 1996 Trout's Minnows, Spokane, Wash., 3,473
 1995 Arden Lanes, Seattle, 3,387
 1994 Bluemound Bowl, Milwaukee, 3,305
 1993 Bruegger's Bagels No. 1, Albany, N.Y., 3,537
 1992 Coors Light, Reading, Pa., 3,344
 1991 Tri-State Lanes, Chattanooga, Tenn., 3,410
 1990 Brunswick Rhinos No. 1, Buffalo, 3,201
 State Farm-Lou Magic Agency, Detroit, 3,201
 1989 Chilton Vending, Wichita, Kan., 3,481
 1988 Minnesota Loons No. 1, St. Paul, Minn., 3,152
 1987 Sound Track, Salamanca, N.Y., 3,197
 1986 Faball Enterprises No. 2, Milwaukee, 3,253
 1985 Terry's Pro Shop, Solon, Ohio, 3,233
 1984 Minnesota Loons No. 1, St. Paul, Minn., 3,228
 1983 Doug Heim's Niagara Frontier Bowling Supply, Niagara Falls, N.Y., 3,286
 1982 Carl's Bowlers Paddock, Cincinnati, 3,268
 1981 Strachota's Milshore Bowl, Milwaukee, 3,188
 1980 Stroh's Beer, Detroit, 3,119
 1979 Hal Lieber Trophies, Gary, Ind., 3,202
 1978 Berlin's Pro Shop, Muscatine, Iowa, 3,077
 1977 Rendel's GMC, Joliet, Ill., 3,075
 1976 Andy's Pro Shop, Tucson, Ariz., 3,187
 1975 Roy Black Chrysler, Cleveland, 3,234
 1974 Olympia Beer, Omaha, Neb., 3,186
 1973 Thelmal Masters, Louisville, Ky., 3,118
 1972 Hamm's Beer, Minneapolis, 3,101
 1971 Carter Tool & Die, Rochester, N.Y., 3,238
 1970 Hamm's Beer, Minneapolis, 3,243
 1969 PAC Advertising, Lansing, Mich., 3,165
 1968 Dave's Auto Supply, Philadelphia, 3,084
 1967 Pinky's Bowl, Milwaukee, 3,327
 1966 Plaza Lanes, Sault Ste. Marie, Ontario, 3,066
 1965 G&C McDermitt, Pittsburgh, 3,074
 1964 300 Bowl, Pontiac, Mich., 3,117
 1963 Old Fitzgerald, Chicago, 3,180
 1962 Strike 'n Spare, Chicago, 3,128
 1961 Meyerland Builders, Houston, 3,134
 1960 A&A Asphalt, Detroit, 3,096



1959 Pfeiffer Beer, Detroit, 3,243
 1958 Falstaff Beer, St. Louis, 3,210
 1957 Peter Hand Beer, Chicago, 3,126
 1956 Falstaff Beer, Chicago, 3,092
 1955 Pfeiffer Beer, Detroit, 3,136
 1954 Tri-Par Radio Co., Chicago, 3,226
 1953 Pfeiffer Beer, Detroit, 3,181
 1952 E&B Beer, Detroit, 3,115
 1951 C.B. O'Malley Inc., Chicago, 3,070
 1950 Pepsi-Cola, Detroit, 2,952
 1949 Jimmie Smith's, South Bend, Ind., 3,027
 1948 Washington Shirts, Chicago, 3,007
 1947 Eddie & Earl Linsz, Cleveland, 3,032
 1946 Lo-Da-Mar Bowl, Santa Monica, Calif., 3,023
 1942 Budweiser, Chicago, 3,131
 1941 Vogel Brothers, Chicago, 3,065
 1940 Monarch Beer, Chicago, 3,047
 1939 Fife Electric Supply, Detroit, 3,151
 1938 Birk Bros., Chicago, 3,234
 1937 Krakow Furniture Co., Detroit, 3,118
 1936 Falls City Hi-Bru, Indianapolis, 3,089
 1935 Wolfe Tire Service, Niagara Falls, N.Y., 3,029
 1934 Stroh's Bohemian Beer, Detroit, 3,089
 1933 Flaig's Opticians, Covington, Ky., 3,021
 1932 Jefferson Clothiers, Dayton, Ohio, 3,108
 1931 S&L Motors, Chicago, 3,013
 1930 Graff & Sons, Kalamazoo, Mich., 3,100
 1929 Hub Recreation, Joliet, Ill., 3,063
 1928 Oh Henry Candy, Chicago, 3,057
 1927 Tea Shops, Milwaukee, 3,199
 1926 Castany, Chicago, 3,063
 1925 Weisser Blue Ribbons, Buffalo, 3,023
 1924 Herb's Indians, Cleveland, 3,044
 1923 Nelson Mitchells, Milwaukee, 3,139
 1922 Lincoln Life Insurance, Fort Wayne, Ind., 2,998
 1921 Saunders, Toronto, 3,066
 1920 Brucks No. 1, Chicago, 3,096
 1919 Athearn Hotel, Oshkosh, Wis., 2,992
 1918 Aquilas Cigars, St. Paul, Minn., 3,022
 1917 Birk Bros., Chicago, 3,061
 1916 Commodore Barry, Chicago, 2,905
 1915 Barry-Ketteler, Chicago, 2,907
 1914 New Haven, New Haven, Conn., 2,944
 1913 Flor de Knispel, St. Paul, Minn., 3,006
 1912 Brunswick All Stars, New York, 2,904
 1911 Flenners, Chicago, 2,924
 1910 Cosmos, Chicago, 2,880
 1909 Lipman, Chicago, 2,962
 1908 Bond, Columbus, Ohio, 2,927
 1907 Furniture City, Grand Rapids, Mich., 2,775
 1906 Century, Chicago, 2,794
 1905 Gunther No. 2, Chicago, 2,795
 1904 Anson's, Chicago, 2,737
 1903 O'Leary, Chicago, 2,819
 1902 Fidelia, New York, 2,792
 1901 Standard, Chicago, 2,720

TEAM ALL-EVENTS

(This championship, started in 1947, honors a five-man team for its combined individual all-events totals. There is no cash prize in the division).

2023 K and J Finishing 1, Carpentersville, Ill., 10,394
 2022 DiLaura Brothers 1, Clinton Township, Mich., 10,585
 2021 Bowl U, Kenmore, N.Y., 9,958
 2019 Mento Produce, Syracuse, N.Y., 9,983
 2018 Red Carpet Lanes, Greenfield, Wis., 10,252
 2017 Team NABR, Fairport, N.Y., 9,957
 2016 Higgy's Aquarium, Westerville, Ohio, 10,041
 2015 Junior Team USA Support 1, Las Vegas, 10,064
 2014 Janz's H.I., Beaver Dam, Wis., 10,363
 2013 Junior Team USA Support 1, Mansfield, Texas, 10,247
 2012 S&B Pro Shop 1, Clinton Township, Mich., 9,954
 2011 K&K Bowling Services 5, Las Vegas, 10,283
 2010 Northern Lanes Pro Shop, Sanford, Mich., 10,284
 2009 Linds Limited, Milwaukee, 10,372
 2008 Fox Bowl 2, Wheaton, Ill., 10,025
 2007 Browning Pontiac, Eminence, Ky., 10,071
 2006 Linds Lakers 1, Minneapolis, 9,940
 2005 Smith Barney 1, Madison, Wis., 9,698
 2004 Top of the Line Pool Service, Clearwater, Fla., 9,730
 2003 Hawthorn Lanes, Round Lake, Ill., 9,971
 2002 Linds Lakers No. 1, Minneapolis, 10,339
 2001 Team USA Support No. 2, Sioux Falls, S.D., 9,807
 2000 Linds Limited, Milwaukee, Wis., 10,058
 1999 Ottman Enterprises, Troy, Mich., 9,919
 1998 Lodge Lanes, Belleville, Mich., 10,421

1997 Lodge Lanes, Belleville, Mich., 10,293
 1996 Pollard's Bowl, Versailles, Ind., 10,425
 1995 J.W.'s All-Stars, Boca Raton, Fla., 9,893
 1994 National Clean Way, Syracuse, N.Y., 9,808
 1993 Sam's Town No. 1, Las Vegas, 10,353
 1992 Reebs Funeral Home, Toledo, Ohio, 9,939
 1991 Nadeau's Pro Shop, Las Vegas, 10,099
 1990 Brunswick Rhinos No. 2, Buffalo, N.Y., 10,025
 1989 Browning Pontiac No. 2, Cincinnati, 10,107
 1988 Chilton Vending, Wichita, Kan., 9,688
 1987 Murdock Machine, No. 1, Detroit, 9,185
 1986 Faball Enterprises, No. 1, Milwaukee, 9,614
 1985 Minnesota Loons No. 1, St. Paul, Minn., 9,343
 1985 Pony Express Lanes, St. Joseph, Mo., 9,343
 1984 Minnesota Loons No. 1, St. Paul, Minn., 9,562
 1983 Kendor Corp. No. 1, Milwaukee, 9,358
 1982 Kendor Corp. No. 1, Milwaukee, 9,498
 1981 Cook County Tobacco No. 2, Chicago, 9,695
 1980 Chadwick Studio, Houston, 9,628
 1979 Hal Lieber Trophies, Gary, Ind., 9,553
 1978 ABC Lanes-West, Mechanicsburg, Pa., 9,049
 1977 Tournament Bowler's Ledger, Fort Wayne, Ind., 9,017
 1976 Rusty Nail, Minneapolis, 9,375
 1975 Bison Sausage, Buffalo, N.Y., 9,282
 1974 Goebel Beer, Detroit, 9,574
 1973 Skyway Lanes, Chicago, 9,316
 1972 Kenmore & Village Lanes, Seattle, 9,175
 1971 Hilton Shirts, Chicago, 9,157
 1970 ABC Lanes-East, Harrisburg, Pa., 9,264
 1969 L&L Motor Supply, Sioux Falls, S.D., 9,172
 1968 Cascade Natural Gas, Seattle, 9,151
 1967 Alexander & Hornung, Detroit, 9,528
 1966 Dr. E. Weinberg, Chicago, 9,131
 1965 Hamm's Beer, Minneapolis, 9,053
 1964 Old Fitzgerald, Chicago, 9,351
 1963 First Federal, Fort Wayne, Ind., 9,335
 1962 Jones Dairy, Kingston, N.Y., 9,155
 1961 Adjust-A-Grip, Toledo, Ohio, 9,062
 1960 Buddy Simon Sign Co., Cleveland, 9,298
 1959 Pfeiffer Beer, Detroit, 9,561
 1958 Falstaff Beer, St. Louis, 9,608
 1957 Mando Photo, St. Paul, Minn., 9,451
 1956 Falstaff Beer, Chicago, 9,176
 1955 Pfeiffer Beer, Detroit, 9,449
 1954 Tri-Par Radio, Chicago, 9,224
 1953 Pfeiffer Beer, Detroit, 9,479
 1952 Radiant Corp., Cleveland, 9,343
 1951 Stroh's Beer, Detroit, 9,506
 1950 E&B Beer, Detroit, 8,978
 1949 E&B Beer, Detroit, 9,041
 1948 Knudten Paint, Milwaukee, 9,181
 1947 Monarch Beer, Chicago, 9,205

STANDARD DIVISION

(The Standard Division was introduced in 2017. The division is between the Regular (210 and above) and Classified (180 and below) Divisions, featuring bowlers with entering averages of 181-209).

SINGLES STANDARD

2023 Michelle Dabkowski, Lexington, S.C., 715
 2022 Sky Gettys, Thornville, Ohio, 763
 2021 Mark Wojtusiak, Chandler, Ariz., 711
 2019 Cody Morrow, Eugene, Mo., 690
 2018 Ted Rybialek, South Elgin, Ill., 707
 2017 Thorsten Przychocki, Sebring, Fla., 704

DOUBLES STANDARD

2023 Damon Horst, Oswego, Ill., and Ryan Liddell, Palos Hills, Ill., 1,261
 2022 Richard Oakes Jr., Fresno, Calif., and Joe Loper, Cottonwood, Ariz., 1,362
 2021 William Matovina, Clearwater, Fla./Christopher Davis, Winter Haven, Fla., 1,266
 2019 Jeremy Delby, Park Forest, Ill., and Gregory Mollett Jr., Homewood, Ill., 1,274
 2018 Jeffrey Krywcum and Michael Krywcum, Buffalo, N.Y., 1,203
 Chad Green and Chad Queen, Athens, Tenn., 1,203
 2017 Robert Tonelli, Henderson, Nev./Stuart Sheck, Germantown, Md., 1,236

ALL-EVENTS STANDARD

2023 Matthew Grunzke, Albert Lea, Minn., 1,926
 2022 Dustin Sword, Rittman, Ohio, 1,994

2021 Michael Hamilton, Davenport, Iowa, 1,942
 2019 Jenny Wonders, Roscoe, Ill., 1,876
 2018 Alex Houston, Rochester, Minn., 1,855
 2017 Rusty Johnston, Austin, Texas, 1,915

TEAM STANDARD

2023 Invine Team 1, Corona, Calif., 3,016
 2022 JW's All Stars, Wellington, Fla., 3,132
 2021 Proformance Team 2, Clermont, Fla., 3,086
 2019 Shawn Blanton Team 2, Owensboro, Ky., 2,870
 2018 The Bowlers ER Tres, Des Plaines, Ill., 2,843
 2017 Minnesota Select Sires 1, Fergus Falls, Minn., 2,922

CLASSIFIED/BOOSTER DIVISION

(The Booster Division began in 1916. Until 1936, teams in the division were confined to the host city area. In 1937, the division was opened to the entire membership and champions formally were declared. In 1999, the name was changed to Classified).

SINGLES CLASSIFIED

2023 Bobby Johnson, Villa Rica, Ga., 657
 2022 Ronald Hilliard, Lancaster, Calif., 665
 2021 Barry Mortimeyer, Roseville, Calif., 674
 2019 Jay Stratton, West Valley, Utah, 653
 2018 Jochen Rehbein, Lindenfels, Germany, 622
 2017 Wiley Collins, Winter Springs, Fla., 652
 2016 Chet Wigal III, Groveport, Ohio, 661
 2015 Patty Turner, Oak Lawn, Ill., and David Berky, Ely, Nev., 642
 2014 William Hawkins, Houston, 669
 2013 George Atkinson Jr., Henderson, Nev., 663
 2012 Joel Fee, Pella, Iowa, 655
 2011 Glen Brown, Renton, Wash., 690
 2010 David Ackerman, Lena, Ill., 688
 2009 Vernon Daniels, Hamilton, Bermuda, 692
 2008 Jack Wilson, Centerville, Md., 704
 2007 Lenny Boogaard, Osakis, Minn., 673
 2006 Shawn Fisher, Albuquerque, N.M., 684
 2005 Wesley Turner, Columbus, Ohio, 699
 2004 Ryan Downs, Newnan, Ga., 694
 2003 George Blackburn, Salisaw, Okla., 700
 2002 Bob Winston, Lexington, N.C., 695
 2001 Kevin Noble, Elmwood, Ill., 691
 2000 Frank Jilek, Burbank, Calif., 722
 1999 William Burnett, Greer, S.C., 760

DOUBLES CLASSIFIED

2023 Charles Garcia, Fremont, Calif., and Benny Sangalang, Hayward, Calif., 1,218
 2022 Joseph Costa Jr., Chicago, and Miguel Sanchez, Oak Park, Ill., 1,204
 2021 Sonia Holguin/Thomas Holguin, Northlake, Texas, 1,211
 2019 Eric Cooke and Amber Piper, Buckeye, Ariz., 1,135
 2018 Jessica Archer, Portland, Maine, and Edward Cotter, Levant, Maine, 1,116
 2017 Dustin Keener, Cleveland, Ga., and John Carter, Toccoa, Ga., 1,133
 2016 David Hjelm, Wheaton, Minn., and Gary Sundby Jr., Dalton, Minn., 1,155
 2015 Vicky Pollard and Jamie Pollard, Versailles, Ind., 1,162
 2014 Chad Razink, Clontarf, Minn., and Paul Beyer, Benson, Minn., 1,222
 2013 Jose Rivera, New Sharon, Iowa, and Ronnie Licht, Montezuma, Iowa, 1,209
 2012 Timothy Luken, Gettysburg, S.D., and Randy Tennant, Onida, S.D., 1,231
 2011 Gary Weldon, Temple City, Calif., and Velvet Sanderson, Norco, Calif., 1,223
 2010 Daphne and Mark Thompson, Snyder, Texas, 1,207
 2009 Robert Carter and Michael Warren, Clinton, N.C., 1,250
 2008 Jacqueline Snyder and Bill Calhoun, Cookeville, Ill., 1,282
 2007 Frank Smyle Jr., Reeder, N.D., and Jesse Smyle, Bowman, N.D., 1,287
 2006 David Clauss, Chicago and Robert Tukker Jr., Mount Prospect, Ill., 1,248
 2005 Larry Albers, Van Home, Iowa, and Terry Henkle, Garrison, Iowa, 1,225
 2004 Kent Smallcomb, Kearney, Neb., and Larry Harrington, Whitehall, Mont., 1,245
 2003 Slim Slater, Federal Way, Wash., and Ray Burke, Gig Harbor, Wash., 1,300
 2002 Ralph Spencer, Des Plaines, Ill., and Tom Mangan, Schaumburg, Ill., 1,266



- 2001 Christina Singh and Darrell Moore, Pinole, Calif., 1,266
- 2000 Gary Dominguez and Tim Sievert, Grove, Okla., 1,285
- 1999 Thomas Scott and Larry Sifton, Lafayette, La., 1,263

ALL-EVENTS CLASSIFIED

- 2023 Doug Willmann, Olivette, Mo., 1,753
- 2022 Andrew Hall, Safety Harbor, Fla., 1,857
- 2021 Michael Martinez, Cicero, Ill., 1,800
- 2019 Kyle O'Meara, Peoria, Ariz., 1,732
- 2018 Isaac Wake, Versailles, Ind., 1,754
- 2017 Lawrence Brossett, Natchitoches, La., 1,745
- 2016 Trudy Koberlein, Georgetown, Texas, 1,754
- 2015 Marshal Lagred, Starbuck, Minn., 1,734
- 2014 Trevor Silva, Davis, Calif., 1,855
- 2013 Daniel Pero, Tacoma, Wash., 1,807
- 2012 Edward Swietek, Sarasota, Fla., 1,797
- 2011 Miguel Sanchez, Chicago, 1,853
- 2010 William Gibboney Jr., Douglasville, Ga., 1,819
- 2009 Anthony Kastle, Charlotte, N.C., 1,834
- 2008 Daniel Dabkowski, Columbia, S.C., 1,857
- 2007 Samuel Murray, Toccoa, Ga., 1,850
- 2006 Kirby Lomax, Gainesville, Ga., 1,861
- 2005 Michael Hall, Knoxville, Tenn., 1,875
- 2004 Luis Ortiz, Vallejo, Calif., 1,795
- 2003 Donald Grogan, Seneca, S.C., 1,870
- 2002 Joe Lemmon, Milaca, Minn., 1,940
- 2001 Charles Perry, Wauwatosa, Wis., 1,895
- 2000 Daniel Pero, Tacoma, Wash., 1,911
- 1999 William Burnett, Greer, S.C., 1,926

TEAM CLASSIFIED/BOOSTER

- 2023 Hull Point Pursuit, Kasilof, Alaska, 2,700
- 2022 Fantastic Five, Corpus Christi, Texas, 2,909
- 2021 Mile Hy Rollers, Denver, 2,702
- 2019 Lynn Christianson Team 1, Twin Valley, Minn., 2,624
- 2018 Team Beav, Oceanside, Calif., 2,449
- 2017 Scotty's 8, Alexandria, Minn., 2,569
- 2016 U of O Alumni, Tualatin, Ore., 2,710
- 2015 Scotty's 3, Alexandria, Minn., 2,676
- 2014 Scotty's 1, Alexandria, Minn., 2,843
- 2013 Schmitt Reddi Mix 2, Bennett, Colo., 2,763
- 2012 Nite Owls, Madison Heights, Va., 2,707
- 2011 Paradise Lanes, Walden, Colo., 2,910
- 2010 Southeast Paint, Price, Utah, 2,808
- 2009 Exterminators, Camp Springs, Md., 2,749
- 2008 Cardinal Lanes, Hoisington, Kan., 2,804
- 2007 Roberts Repair, Pontiac, Ill., 2,845
- 2006 Torkelson Construction, Clarion, Iowa, 2,878
- 2005 Flirtin With Disaster 1, Tallahassee, Fla., 2,957
- 2004 Connections #3, Vallejo, Calif., 2,775
- 2003 Garden Center Lanes #4, Alexandria, Minn., 2,843
- 2002 Magic, Salisaw, Okla., 2,849
- 2001 Five T's, Wichita Falls, Texas, 2,889
- 2000 Team Superior, Arvada, Colo., 2,888
- 1999 CC Rollers #1, Virginia Beach, Va., 2,865
- 1998 Earth Service, Inc., Gowen, Mich., 2,814
- 1997 Pinsetter Lanes No. 1, Columbus, Miss., 2,883
- 1996 Canterbury Lanes No. 4, Grove, Okla., 2,829
- 1995 First Texas Bank, Killeen, Texas, 2,849
- 1994 Canterbury Lanes No. 1, Grove, Okla., 2,799
- 1993 Sooner Lanes, Norman, Okla., 2,891
- 1992 Suburban Lanes, Meade, Kan., 2,888
- 1991 Lewis Marine Supply, Fort Lauderdale, Fla., 2,974
- 1990 Pro World Pro Shop, Milwaukee, 2,934
- 1989 National By-Products, Wichita, Kan., 2,813
- 1988 Prudential Insurance, Newark, N.J., 2,749
- 1987 DeFazio's Stadium Grill No. 2, Niagara Falls, N.Y., 2,794
- 1986 The Breakers, Vancouver, British Columbia, 2,828
- 1985 Dr. Baur's No. 6, Milwaukee, 2,802
- 1984 J&D Lawn Service, Lincoln, Neb., 2,820
- 1983 Good Sports, Greenville, N.C., 2,824
- 1982 Charlotte B.A. No. 1, Charlotte, N.C., 2,734
- 1981 Robey Tire, Ann Arbor, Mich., 2,833
- 1980 Aqua Lanes, Edgerton, Minn., 2,837
- 1979 Swisher's Painting Service No. 2, Urbana, Ohio, 2,827
- 1978 Bush Pest Control, Austin, Texas, 2,741
- 1977 Greater Richmond B.A., Richmond, Va., 2,846
- 1976 T's Truckers, League City, Texas, 2,806
- 1975 Leisure Lanes, Kankakee, Ill., 2,929
- 1974 Elliott's Jesters, Peoria, Ill., 2,839
- 1973 Comcrudeslant, Newport, R.I., 2,854
- 1972 North Ave. Furniture, Grand Junction, Colo., 2,824
- 1971 Bay Jewelers, Norfolk, Va., 2,856
- 1970 Family Lanes, Butler, Pa., 2,877

- 1969 Colman Florist, Rock Island, Ill., 2,842
- 1968 Powell's Restaurant No. 1, Frankfort, Ky., 2,768
- 1967 Klutzes, Miami, 2,850
- 1966 Pat's Dairy, Rochester, N.Y., 2,834
- 1965 Ridge Bowl No. 1, Chicago, 2,795
- 1964 State Market, Hanford, Calif., 2,857
- 1963 New London Recreation, New London, Ohio, 2,918
- 1962 Carroll Lanes, Mount Carroll, Ill., 2,861
- 1961 Sylvania Electric, Ottawa, Ohio, 2,812
- 1960 Brannan Boosters No. 2, McKees Rocks, Pa., 2,822
- 1959 Miami Lanes, Troy, Ohio, 2,822
- 1958 Gleason Truers, Rochester, N.Y., 2,881
- 1957 Rea Cress, Junction City, Kan., 2,796
- 1956 Washington Grill, Rochester, N.Y., 2,791
- 1955 Fighting Irish, Dayton, Ohio, 2,795
- 1954 Washington Boat Center, Seattle, 2,847
- 1953 Frank's Jewelry, Chicago, 2,852
- 1952 Northern Trust Securities, Chicago, 2,790
- 1951 Mason City Tile & Marble Co., Mason City, Iowa, 2,830
- 1950 Ternstedt, Columbus, Ohio, 2,744
- 1949 Brincko Bowling Lanes, New Castle, Pa., 2,799
- 1948 Grand Central Recreation, Detroit, 2,844
- 1947 Eastside Beer, Ventura, Calif., 2,709
- 1946 Hooker, Niagara Falls, N.Y., 2,774
- 1942 Skyline, Syracuse, N.Y., 2,741
- 1941 P.V. Fuel & Ice, Minneapolis, 2,800
- 1940 Barnes Scale, Detroit, 2,808
- 1939 Firestone Tires, Columbiana, Ohio, 2,796
- 1938 Dressler's Market, Chicago, 2,774
- 1937 Capitol Health Center, New York, 2,766
- 1936 Ready Mix Concrete, Indianapolis, 2,883
- 1935 Hamill Gruens, Lockport, N.Y., 2,716
- 1934 Kupper Cabs, Peoria, Ill., 2,689
- 1933 Independent Supply Co., Columbus, Ohio, 2,765
- 1932 P.M. Freight Traffic, Detroit, 2,861
- 1931 Courier-Express, Buffalo, 2,820
- 1930 Cleveland Hardware Co., Cleveland, 2,729
- 1929 Geo. J. Fee Co., Chicago, 2,843
- 1928 Eagle Bottling Works, Kansas City, 2,620
- 1927 Tazewell Club, Pekin, Ill., 2,617
- 1926 Gasionwoski Brothers, Toledo, Ohio, 2,880
- 1925 Bison Ice & Coal, Buffalo, N.Y., 2,795
- 1924 Samuelson No. 4, Chicago, 2,823
- 1923 Plankinton Globe, Milwaukee, 2,760
- 1922 Hamilton Club Reds, Chicago, 2,902
- 1921 Rose & Gregoire, Buffalo, N.Y., 2,787
- 1920 Carpenter's Union Local 183, Peoria, Ill., 2,524
- 1919 Waldorf Hotel, Toledo, Ohio, 2,823
- 1918 Cabanne, St. Louis, 2,830
- 1917 Centrals, Chicago, 2,693
- 1916 Green Seal, Toledo, Ohio, 2,777

- 1976 Don Johnson, Las Vegas and Paul Colwell, Tucson, Ariz., 1,442
- 1975 Marty Piraino, Syracuse, N.Y., and Bill Bunetta, Fresno, Calif., 1,392
- 1974 Tye Critchlow, Claremont, Calif., and Bob Perry, Paterson, N.J., 1,359
- 1973 Bobby Cooper, Houston and George Pappas, Charlotte, N.C., 1,339
- 1972 Carmen Salvino, Chicago and Barry Asher, Costa Mesa, Calif., 1,366
- 1971 Barry Warshafsky and Bill Zuben, Boston, 1,357
- 1970 Dave Soutar, Gilroy, Calif., and Nelson Burton Jr., St. Louis, 1,431
- 1969 Don McCune, Munster, Ind., and Jim Stefanich, Joliet, Ill., 1,355
- 1968 Bill Tucker Los Angeles and Don Johnson, Kokomo, Ind., 1,329
- 1967 Norm Meyers, Los Angeles and Harry Smith, Redwood City, Calif., 1,422
- 1966 Jim Stefanich and Andy Rogoznica, Chicago, 1,361
- 1965 Larry Oakar, Cleveland and Bill Beach, Sharon, Pa., 1,355
- 1964 Hal Jolley and Bob Strampe, Detroit, 1,355
- 1963 Joe Joseph and Billy Golembiewski, Detroit, 1,378
- 1962 Glenn Allison and Dick Hoover, St. Louis, 1,431
- 1961 Don Ellis, Houston and Joe Kristof, Chicago, 1,331

ALL-EVENTS CLASSIC

- 1979 Nelson Burton Jr., St. Louis, 2,079
- 1978 Bill Beach, Sharon, Pa., 1,941
- 1977 Dick Ritger, River Falls, Wis., 1,964
- 1976 Gary Fust, Des Moines, Iowa, 2,050
- 1975 Bill Beach, Sharon, Pa., 1,993
- 1974 Jim Godman, Lorain, Ohio, 2,184
- 1973 Jimmy Mack, Hackettstown, N.J., 1,994
- 1972 Teata Semiz, River Edge, N.J., 1,994
- 1971 Gary Dickinson, Fort Worth, Texas, 2,000
- 1970 Bob Strampe, Detroit, 2,043
- 1969 Larry Lichstein, Hartford, Conn., 2,060
- 1968 Jim Stefanich, Joliet, Ill., 1,983
- 1967 Bob Strampe, Detroit, 2,092
- 1966 Les Schissler, Denver, 2,112
- 1965 Tom Hennessey, St. Louis, 2,549
- 1964 Billy Hardwick, San Mateo, Calif., 2,088
- 1963 Tom Hennessey, St. Louis, 1,998
- 1962 Jack Winters, Philadelphia, 2,147
- 1961 Bob Brayman, Detroit, 1,963

TEAM CLASSIC

- 1979 Robby's Automatic Positioner No. 1, Glendale, Calif., 3,110
- 1978 The Untouchable Lounge, Kirksville, Mo., 2,911
- 1977 Columbia 300 Bowling Balls, San Antonio, 3,122
- 1976 Munsingwear No. 2, Minneapolis, 3,281
- 1975 Munsingwear No. 2, Minneapolis, 2,980
- 1974 Ebonite Corp., Hopkinsville, Ky., 3,117
- 1973 Stroh's Beer, Detroit, 3,050
- 1972 Basch Advertising, New York, 3,099
- 1971 Chester Iio Investments, Houston, 3,081
- 1970* Merchant Enterprises, New York, 3,154
- 1969 Dick Weber Wrist Masters, Santa Ana, Calif., 6,413
- 1968 Bowl-Rite Supply, Joliet, Ill., 6,285
- 1967 Balancer Glove, Fort Worth, Texas, 6,298
- 1966 Ace Mitchell Shur-Hooks, Akron, Ohio, 6,536
- 1965 Thelmal Lanes, Louisville, Ky., 6,151
- 1964 Falstaff Beer, St. Louis, 6,417
- 1963 California Bombers, Los Angeles, 6,233
- 1962 Don Carter Gloves, St. Louis, 6,248
- 1961 Brentwood Bowl, San Francisco, 5,983

*Format changed to six-team rolloff.

CLASSIC DIVISION

(The Classic Division began in 1961 to separate the professional and nonprofessional entrants in the tournament. It was discontinued after 1979).

SINGLES CLASSIC

- 1979 Ed Biro, Kingston, N.Y., 739
- 1978 Bill Beach, Sharon, Pa., 701
- 1977 Mickey Higham, Kansas City, 801
- 1976 Jim Schroeder, Buffalo, N.Y., 750
- 1975 Les Zikes, Chicago, 710
- 1974 Ed DiTolla, Maywood, N.J., 747
- 1973 Nelson Burton Jr., St. Louis, 724
- 1972 Teata Semiz, River Edge, N.J., 754
- 1971 Victor Iwlew, Kalamazoo, Mich., 750
- 1970 Glenn Allison, Whittier, Calif., 730
- 1969 Nelson Burton Jr., St. Louis, 732
- 1968 Dave Davis, Phoenix, 741
- 1967 Lou Mandragona, Miami, 736
- 1966 Les Schissler, Denver, 760
- 1965 Bob Kennicutt, Norwalk, Calif., 697
- 1964 Billy Hardwick, San Mateo, Calif., 730
- 1963 Tom Hennessey, St. Louis, 732
- 1962 Bob Poole, Pueblo, Colo., 759
- 1961 Earl Johnson, Chicago, 733

DOUBLES CLASSIC

- 1979 Neil Burton and Nelson Burton Jr., St. Louis, 1,413
- 1978 Steve Fehr and Dave Newrath, Cincinnati, 1,300
- 1977 Frank Werman and Randy Neal, Los Angeles, 1,337
- Don Bell, Santa Maria, Calif., and Kevin Gannon, Long Beach, Calif., 1,337

USBC WOMEN'S CHAMPIONSHIPS WINNERS

THIS EVENT WAS NOT HELD DURING WWII (1943-45) AND COVID-19 (2020)

CURRENT DIVISIONS

DIAMOND

The Diamond Division features four-player teams and an all-scratch format made up of bowlers with averages of 190 and above. The Diamond Division also was known as Division 1 for doubles, singles and all-events during the 2014 Women's Championships. Between 2010 and 2013, the Diamond Division was a handicap division featuring five-player teams and bowlers with averages of 180 and above with handicap based on 100 percent of 220.

TEAM

- 2023 Sterner Strong 2, Oregon, Ohio, 2,705
- 2022 Verity's Variety, Lake Wales, Fla., 2,686
- 2021 Bowl 2 Win, Mechanicville, N.Y., 2,809
- 2019 Powerhouse, Lakewood, Colo., 2,767
- 2018 Golden Approach Pro Shop, Dayton, Ohio, 2,703
- 2017 The Big Ticket 1, Columbia, S.C., 2,650
- 2016 Logo Infusion, Oregon, Ohio, 2,656
- 2015 AZ Gals, Peoria, Ariz., 2,717
- 2014 Bowlieve In A Cure, Arlington, Texas, 2,819
- 2013 Fox Bowl, Bartlett, Ill., 3,549
- 2012 Some Strike It Hot, Albuquerque, N.M., 3,462
- 2011 Eagles Edge Pro Shop, Des Plaines, Ill., 3,416
- 2010 Bowlers Choice Pro Shop, Tonawanda, N.Y., 3,436

DOUBLES

- 2023 Liz Kuhlkin, Schenectady, N.Y./Jessica Aiezza, Mechanicville, N.Y., 1,439
- 2022 Suzanne Morine, Castleton-on-Hudson, N.Y./Robin Orlikowski, Grand Rapids, Mich., 1,448
- 2021 Maria José Rodríguez, Austin, Texas/Sofia Granda, Guatemala, 1,560
- 2019 Jordan Newham, Aurora, Ill./Lauren Pate, Inver Grove Heights, Minn., 1,417
- 2018 Jeanne Naccarato, Tacoma, Wash./Robin Romeo, Newhall, Calif., 1,405
- 2017 Samantha Kelly, Waukesha, Wis./Charly Boelter, Oshkosh, Wis., 1,404
- 2016 Kendra Gaines, Orlando, Fla./Shannon O'Keefe, O'Fallon, Ill., 1,413
- 2015 Lynda Barnes, Double Oak, Texas/Tennelle Milligan, Arlington, Texas, 1,404
- 2014 Jeanne Naccarato, Tacoma, Wash./Robin Romeo, Newhall, Calif., 1,479
- 2013 Kristie Leong, Daly City, Calif./Kaleena Henning, Lincoln, Neb., 1,481
- 2012 Corina Grasso, Fort Collins, Colo./Megan Hill, Eastlake, Ohio, and Lindsay Baker, Brigham City, Utah/ Elysia Current, Ephrata, Pa., 1,480
- 2011 Trish Manna/Suzu Minino, Omaha, Neb., 1,532
- 2010 Renee Graham, Seat Pleasant, Md./Felicia Thorpe, Temple Hills, Md., 1,484

SINGLES

- 2023 Melissa Kammerer, Staten Island, N.Y., 818
- 2022 Kelsey O'Brien, Frankfort, Ill., 774
- 2021 Sharon Powers, Lakewood, Colo., 801
- 2019 Beverly Gonzalez, Sierra Vista, Ariz., 798
- 2018 AJ Schock, Battle Ground, Wash., 787
- 2017 Taylor Bulthuis, Coral Springs, Fla., 746
- 2016 Liz Johnson, Cheektowaga, N.Y., 757
- 2015 Brooke Bower, Camp Hill, Pa., 781
- 2014 Danielle van der Meer, Washington, Ill., 751
- 2013 Christine Gill, Lakewood, Colo., 816
- 2012 Lashon Henderson, Elgin, Ill., 823
- 2011 Brittany Signor, Watertown, N.Y., 806
- 2010 Krischna Howard, Hawthorne, Calif., 858

ALL-EVENTS

- 2023 Liz Kuhlkin, Schenectady, N.Y., 2,288
- 2022 Jodi Sarney, Huntley, Ill., 2,194
- 2021 Shalin Zulkifli, Malaysia, 2,253
- 2019 Kelly Kulick, Union, N.J., 2,211

- 2018 AJ Schock, Battle Ground, Wash., 2,132
- 2017 Jennifer King, Irmo, S.C., 2,046
- 2016 Shannon O'Keefe, O'Fallon, Ill., 2,129
- 2015 Jennifer Asplin, Oakley, Calif., 2,182
- 2014 Lynda Barnes, Double Oak, Texas, 2,140
- 2013 Christine Gill, Lakewood, Colo., 2,324
- 2012 Joyce Biondo, Carpentersville, Ill., 2,269
- 2011 Elizabeth HublerRike, Grand Rapids, Mich., 2,270
- 2010 Jodi Woessner, Oregon, Ohio, 2,330

RUBY

The Ruby Division features four-player teams and an all-scratch format made up of bowlers with averages from 175-189. The Ruby Division also was known as Division 2 for doubles, singles and all-events during the 2014 Women's Championships. Between 2010 and 2013, the Ruby Division was a handicap division featuring five-player teams and bowlers with averages from 150-179 with handicap based on 100 percent of 180.

TEAM

- 2023 Them Three and Me, Enoch, Utah, 2,213
- 2022 B-More Ladies 8, Middle River, Md., 2,242
- 2021 Happy Cats, Elgin, Ill., 2,283
- 2019 Rookies, Shawnee, Kan., 2,215
- 2018 TTC Ladies 1, Alta Loma, Calif., 2,176
- 2017 Sport Bowl II, Sioux Falls, S.D., 2,158
- 2016 Canucks, London, Ontario, Canada, 2,334
- 2015 Fox Bowl Ladies, Naperville, Ill., 2,230
- 2014 USA-Japan Travelers 1, Orange, Calif., 2,215
- 2013 Siggys Team 1, Watertown, N.Y., 2,921
- 2012 Jungle Kats, Salem, Ore., 2,928
- 2011 Young's Welding Inc. 1, Chanute, Kan., 2,982
- 2010 CRC CARSTAR, Fort Collins, Colo., 2,880

DOUBLES

- 2023 Amber Borrello, Grand Rapids, Mich./Melanie Newton, Wyoming, Mich., 1,295
- 2022 Chelsey Moon, Frisco, Texas/Kailee Tubbs, Flint, Mich., 1,298
- 2021 Kimberley Haney, Aberdeen, Md./Khrynstyna Liske, Delta, Pa., 1,308
- 2019 Rebecca Hernandez, Leander, Texas/Robin Holton, Omaha, Neb., 1,223
- 2018 Sheila Cole, North Chesterfield, Va./Mary Pugh, Richmond, Va., 1,217
- 2017 Claudia Meeks/Mary Meeks, Shreveport, La., 1,201
- 2016 RoxAnn Artzer-Crowder, Berryton, Kan./Andrea Sharp, Stafford, Va., 1,234
- 2015 Gayle Cruickshank, Wellington, Colo./Corina Grasso, Fort Collins, Colo., 1,228
- 2014 Karyn Coffey, Rio Rancho, N.M./Denise Johnson, Durango, Colo., 1,207
- 2013 Christina Fancy/Dawn Madden, Lake City, Fla., 1,297
- 2012 Patricia Klinefelter, Deltona, Fla./Debra Brouwer, New London, Conn., 1,305
- 2011 Treva Armstrong/Kristi Inman, McAlester, Okla., 1,229
- 2010 Joyce Treat, Queen Creek, Ariz./Shawna Treat, Gilbert, Ariz., 1,291

SINGLES

- 2023 Shirley Bailey, Warner Robins, Ga., 730
- 2022 Cheryl Pederson, West Allis, Wis., 680
- 2021 Dawn Sundblade, Indian Trail, N.C., 732
- 2019 Renzie Kintzler, Cheyenne, Wyo., 725
- 2018 Desirae Armstrong, Ogden, Utah, 682
- 2017 Tashia Blue, Hamilton, Ohio, 653
- 2016 Daphne Williams, Mount Vernon, 678
- 2015 Nicole Ryan, Johnson City, N.Y., 654
- 2014 Eva Erlich, Warner Robins, Ga., 682
- 2013 Maria Harris, San Antonio, 742
- 2012 Edna Rilloraza, Beaverton, Ore., 728
- 2011 Camille McQueen, Long Valley, N.J., 702
- 2010 Holly VanNortwick, Hillsboro, Ore., 690

ALL-EVENTS

- 2023 Sarah Bettger, Lincoln, Neb., 1,879
- 2022 Samantha Isaacson, Lockport, Ill., 1,867
- 2021 DaShonda Bailey, Little Rock, Ark., 2,055
- 2019 Brenda Clifford, Kahoka, Mo., 1,837
- 2018 Margo Beck, Richmond, Va., 1,765
- 2017 Melissa Hertenberger, Langhorne, Pa., 1,792
- 2016 Rhonda Greenhalgh, West Valley City, Utah, 1,879
- 2015 Ashley Bonebright, Lincoln, Neb., 1,836
- 2014 Mallory Nutting, Monmouth, Maine, 1,853
- 2013 Maria Harris, San Antonio, 1,849
- 2012 Dianne Kost, Aurora, Colo., 1,942
- 2011 Isobel Duffer, Panama City, Fla., 1,853
- 2010 Betty Brooks, Lakewood, Calif., 1,898

EMERALD

The Emerald Division features four-player teams and an all-scratch format made up of bowlers with averages from 160-174. The Emerald Division also was known as Division 3 for doubles, singles and all-events during the 2014 Women's Championships.

TEAM

- 2023 Iowa 7, Waterloo, Iowa, 2,056
- 2022 D Echo Balliett-Legge Team 1, Seattle, 1,995
- 2021 No Pin Intended, Cheyenne, Wyo., 2,113
- 2019 KC and the Sunshine Bowlers, Stephenville, Texas, 2,031
- 2018 LA 4, Montgomery, La., 2,058
- 2017 Triangle Rollers, Durham, N.C., 1,992
- 2016 Tooooo Hot!!!, Rio Rancho, N.M., 2,115
- 2015 Herbalife, Cozad, Neb., 2,080
- 2014 Fabulous Five II, Richton Park, Ill., 2,036

DOUBLES

- 2023 Gina Green, Gilbert, Ariz./Marites Tubban, Pensacola, Fla., 1,176
- 2022 Amy Jo Schmit, Random Lake, Wis./Jennifer Polka, Hoffman Estates, Ill., 1,153
- 2021 Dawn Leuellen-Howle, Phoenix/Sabrina Tucci, Glendale, Ariz., 1,220
- 2019 Vicki Harris, Mira Loma, Calif./Katherine Green, Nampa, Idaho, 1,152
- 2018 Cynthia Pisani, Castro Valley, Calif./Lynette Carone, San Ramon, Calif., 1,195
- 2017 Betty Jean Davis, Herbert, Ill./Wendy Mann, South Elgin, Ill., 1,098
- 2016 Teresa Bazley/Holly Davis, Jacksonville, Fla., 1,098
- 2015 Rhonda Ybarra/Clara Lyall, Chicago, 1,187
- 2014 Lee Jorgensen, Woodbury, Minn./Michele Jansen, Oakdale, Minn., 1,180
- 2013 Denise Jenson, Chaska, Minn./Sue Moen, Beloit, Wis., 1,169

SINGLES

- 2023 Maria Miller, Las Vegas, 650
- 2022 Barbara Peltz, Chicago, 660
- 2021 Melinda Jenkins, Longmont, Colo., 663
- 2019 Heather Mooney, Anaheim, Calif., 677
- 2018 Wendy Mann, South Elgin, Ill., 638
- 2017 Alandra McDougald, Gwynn Oak, Md., 625
- 2016 Faith Nealon, Dallas, 642
- 2015 Marva Cobb, Inglewood, Calif., 617
- 2014 Marilyn Brown, Chicago, and Cecelia Daniels-Harrod, Bowie, Md., 623

ALL-EVENTS

- 2023 Sarah Brund, Enid, Okla., 1,804
- 2022 Crystal Smith, Burlington, Mich., 1,813
- 2021 Kimberly Ruiz-Grewen, Canton, Ga., 1,809
- 2019 Jennifer Henn, Norfolk, Neb., 1,751
- 2018 Wendy Mann, South Elgin, Ill., 1,799
- 2017 Rhonda Acitelli, Villa Park, Ill., 1,737
- 2016 Kathi Finley, New Bern, N.C., 1,788



- 2015 Tamara Smith, Poncha Springs, Colo., 1,699
- 2014 Betty Nakatani, Adelanto, Calif., 1,767

SAPPHIRE //

The Sapphire Division features four-player teams and an all-scratch format made up of bowlers with averages from 145-159. The Sapphire Division also was known as Division 4 for doubles, singles and all-events during the 2014 Women's Championships. Between 2010 and 2013, the Sapphire Division was a handicap division featuring five-player teams and bowlers with averages of 149 and below with handicap based on 100 percent of 150.

TEAM SAPPHIRE

- 2023 One Foot in the Grave, Mesa, Ariz., 1,884
- 2022 Fulton Bowling Center, Fulton, Mo., 1,868
- 2021 Pocket Pounders, Haltom City, Texas, 1,989
- 2019 McGuire Construction, Red Cloud, Neb., 1,875
- 2018 Southern Ladies 10, Covina, Calif., 1,897
- 2017 Mixed Up Nuts, Helena, Mont., 1,854
- 2016 Wyoming Wild Bunch, Thermopolis, Wyo., 1,902
- 2015 Harbor Ladies, Eureka, Calif., 1,942
- 2014 Bowling Divas 2, Loveland, Colo., 1,885
- 2013 Classy Girls, Plant City, Fla., 2,390
- 2012 Casa De Castillo, Waco, Texas, 2,575
- 2011 Dianne's Dreamers, Joliet, Ill., 2,555
- 2010 East Bay Ladies, Richmond, Calif., 2,528

DOUBLES SAPPHIRE

- 2023 Cheryl Polak/Beverly Goodwin, Pearland, Texas, and Shelby Christenson/Leighanna Watts, Wausau, Wis., 1,098
- 2022 Eileen Rosenbrock, Linwood, Mich./Roberta Swinson, Rhodes, Mich., 1,075
- 2021 Katherine Dowd, Pinconning, Mich./Kate Biskupski, Bay City, Mich., 1,090
- 2019 Rosie Martinez/Sheri Sexton, Bloomfield, N.M., 1,099
- 2018 Katrice Woods/Barbara Woods, Dodge City, Kan., 1,088
- 2017 Dianna Kryzer/Heidi Husbyn, Faribault, Minn., 1,035
- 2016 Tatiana Montez, Kapolei, Hawaii/Pua Edayan, Waimanalo, Hawaii, 1,100
- 2015 Robin Cnossen/Terri Terry, Ponca City, Okla., 1,088
- 2014 Casey Kacena/Carole Kacena, Iowa City, Iowa, 1,082
- 2013 Elaine Calderon, Conroe, Texas/Paula Parsley, Willis, Texas, 1,075
- 2012 Minnie Bidtah/Connie Atcity, Shiprock, N.M., 1,104
- 2011 Maude Chattam/Estelle Dixon, Calhoun, Ga., 1,095
- 2010 Shirley Barnes, Wilmington, Del./Debbie Kennedy, Elkton, Md., 1,088

SINGLES SAPPHIRE

- 2023 Cindy Schutte, Greenwood, Ark., 617
- 2022 Brandy Keller, Greenwood, Ind., 600
- 2021 Shalanda Nunn, Lafayette, Ind., 671
- 2019 Glenyce Klaers, St. Michael, Minn., 597
- 2018 Jennifer Williamson, Stafford, Va., 582
- 2017 Memorial Pritchett, LaGrange, Ga., 644
- 2016 Carolyn Fleming, Trenton, Ill., 619
- 2015 Michelle Brownell, Spearfish, S.D., 622
- 2014 Cathy Torgerson, Ozark, Ala., 613
- 2013 Micha Grayson, Winchester, Calif., 610
- 2012 Natasha Schultz, Ponca City, Okla., 640
- 2011 Vanessa Bayes, Monroe, Va., 651
- 2010 Robin Farrish, El Paso, Texas, 625

ALL-EVENTS SAPPHIRE

- 2023 Bernadette Richardson, Fort Washington, Md., 1,681
- 2022 Trysta Hopkins-Followell, Cheyenne, Wyo., 1,655
- 2021 Shalanda Nunn, Lafayette, Ind., 1,740
- 2019 Kellie Bowes, Eagan, Minn., 1,630
- 2018 Wendy Steve, El Cerrito, Calif., 1,600
- 2017 Alice Burris, Pana, Ill., 1,618
- 2016 Cindy Combs, Chicago, 1,673
- 2015 Lori Tapparo, Strasburg, Colo., 1,631
- 2014 Anne Hjelmberg, Saint Charles, Ill., 1,672
- 2013 Mariahelena Martinez, Santa Clara, Cali., 1,619
- 2012 Roberta Pugh, Glenwood Springs, Colo., 1,756
- 2011 Vanessa Bayes, Monroe, Va., 1,744
- 2010 Joyce Treat, Queen Creek, Ariz., 1,659

AMETHYST //

The Amethyst Division features doubles, singles and all-events and an all-scratch format made up of bowlers with averages from 130-144. The Amethyst Division also was known as Division 5 during the 2014 Women's Championships.

DOUBLES AMETHYST

- 2023 Tracy Fisher/Courtney Briggs, Chicago, 1,040
- 2022 Deirdre Hicks, Morris, Ill./Amanda Hicks, Spring Bay, Ill., 971
- 2021 Sharold Moser, Addy, Wash./Malinda Carpenter, Colville, Wash., 1,072
- 2019 Wendy Esco, Phenix City, Ala./Dottie Swenson, Cataula, Ga., 1,005
- 2018 Leanne Urtiaga, Perris, Calif./Kara Lyons, Riverside, Calif., 1,038
- 2017 Mary Quintana, Price, Utah/Lorraine Berryhill, Helper, Utah, 1,009
- 2016 Pamala Conrad, Hillsboro, Ore./Nancy Jette, Beaverton, Ore., 1,014
- 2015 Ashlea Gunn, Columbia, Mo./Sabrina Gunn, Lee's Summit, Mo., 1,014
- 2014 Debbie Sapp, Fort Lauderdale, Fla./Betty Williams, Pembroke Pines, Fla., 992
- 2013 Marlyn Bisnar/Tess Li, Henderson, Nev., 1,028

SINGLES AMETHYST

- 2023 Monica Holland, Lakeland, Fla., 572
- 2022 Melody Haggard, Prairieville, La., 575
- 2021 Wendy Kelley, Trout Creek, Mont., and Bonnie Winters, Ansley, Neb., 600
- 2019 Elizabeth McGarey, Warren, Mich., 565
- 2018 Peggy Burchard, Sycamore, Ill., 549
- 2017 Ashley Guzman, Waukegan, Ill., 530
- 2016 Anne Watson, Casa Grande, Ariz., 565
- 2015 Alice Javey-Linton, Manchaca, Texas, 564
- 2014 Laura Roberts, Council Bluffs, Iowa, 558

ALL-EVENTS AMETHYST

- 2023 Linda Long, Astoria, Ore., 1,579
- 2022 Veronica Eby, Beaverton, Ore., 1,477
- 2021 Malinda Carpenter, Colville, Wash., 1,567
- 2019 Elizabeth McGarey, Warren, Mich., 1,526
- 2018 Mary Pierson, Hastings, Minn., 1,501
- 2017 Michele Menges, New Oxford, Pa., 1,482
- 2016 Sabrina Gunn, Lee's Summit, Mo., 1,579
- 2015 Julie Harter, Lakeland, Fla., 1,524
- 2014 Mitzi Nichols, Fort Sumner, N.M., 1,518

TOPAZ //

The Topaz Division features doubles, singles and all-events and an all-scratch format made up of bowlers with averages of 129 and below. The Topaz Division also was known as Division 6 during the 2014 Women's Championships.

DOUBLES TOPAZ

- 2023 Yasmine Herbawi, Cleveland/Omayra Feliciano, Chicago, 958
- 2022 Kathy Loud/April Brock, San Antonio, 900
- 2021 Diena Wasson, Enumclaw, Wash./Rebecca Grant, Lake Havasu City, Ariz., 907
- 2019 Norma Tucker, Cross Plains, Texas/Ronda Conley, Mullin, Texas, 907
- 2018 Lisa Henderson, Odenton, Md./Julie Carter, Linthicum, Md., 954
- 2017 Terri McIntosh, Humphrey, Ark./Janice York, Clarendon, Ark., 907
- 2016 Debbie Smith, Emmett, Idaho/Selena Fabricius, Burlington, Wyo., 920
- 2015 Susan Russell, Baytown, Texas/Kaye Poulson, Redlands, Calif., 970
- 2014 Georgie Johnson/Myrlee Van Ausdal, Santaquin, Utah, 965

SINGLES TOPAZ

- 2023 Tammy Ator, New Canton, Ill., 566
- 2022 Andrea Middleton, Blue Island, Ill., 514
- 2021 Joan Boesen, Bullhead City, Ariz., 518
- 2019 Chris Lafko, Simi Valley, Calif., 530
- 2018 Francis Scoggins, Andrews, Texas, 531
- 2017 Alissa Ebnetter, Belle Plaine, Minn., 518

- 2016 Sue Browne, Garden City, Mich., 518
- 2015 Jerry Corbett, Mineral Wells, Texas, 547
- 2014 Maxine Jenkins, Jacksonville, N.C., 534

ALL-EVENTS TOPAZ

- 2023 Tammy Ator, New Canton, Ill., 1,453
- 2022 Jayne Hoover, Parkville, Mo., 1,454
- 2021 Rebecca Grant, Lake Havasu City, Ariz., 1,506
- 2019 Chris Lafko, Simi Valley, Calif., 1,425
- 2018 Chelsea Cusic, Kerman, Calif., 1,385
- 2017 Denise Guthrie, Kinsey, Ala., 1,367
- 2016 Sue Browne, Garden City, Mich., 1,502
- 2015 LaDeena Gray, Eureka, Calif., 1,474
- 2014 Maxine Jenkins, Jacksonville, N.C., 1,441

PAST DIVISIONS

SCRATCH //

The Scratch Division recognized the top scratch performances at the Women's Championships between 2010 and 2013. Five-player teams were featured and every team and participant was eligible to win.

TEAM SCRATCH

- 2013 Eagle's Edge Pro Shop, Prospect Heights, Ill., 3,357
- 2012 Coefficient of Friction, Palo Alto, Calif., 3,302
- 2011 Shootin' Nines, Indianapolis, IN, 3,305
- 2010 Bowlers Choice Pro Shop, Tonawanda, N.Y., 3,424

DOUBLES SCRATCH

- 2013 Kristie Leong, Daly City, Calif./Kaleena Henning, Lincoln, Neb., 1,439
- 2012 Lindsay Baker, Brigham City, Utah/Elysia Current, Ephrata, Pa., 1,480
- 2011 Aleta Sill, Livonia, Mich./Michelle Feldman, Auburn, N.Y., 1,462
- 2010 Carol Gianotti, Henderson, Nev./Missy Klug, Macomb, Mich., 1,431

SINGLES SCRATCH

- 2013 Jeanette Adams, Rancho Cordova, Calif., 748
- 2012 Pam Pancoast, Lomita, Calif., 779
- 2011 Shannon Pluhowsky, Kettering, Ohio, 763
- 2010 Krischna Howard, Hawthorne, Calif., 792

ALL-EVENTS SCRATCH

- 2013 Rocio Restrepo, Canton, Ohio, 2,274
- 2012 Lindsay Baker, Brigham City, Utah, 2,226
- 2011 Dede Davidson, Buellton, Calif., 2,199
- 2010 Jodi Woessner, Oregon, Ohio, 2,330

CLASSIC //

The Classic Division recognized the overall tournament champion in team, doubles, singles and all-events competition at the Women's Championships from 1916-2009.

TEAM CLASSIC

- 2009 Together Once Again, Keller, Texas, 3,322
- 2008 Bohn Zone Chicks, Kettering, Ohio, 3,171
- 2007 Ebonite Bowlers Map, Roseville, Calif., 3,210
- 2006 Together Once Again, North Richland Hills, Texas, 3,350
- 2005 Shootin' Nines, Stroudsburg, Pa., 3,178
- 2004 High Roller-Cherry Hill, N.J., Henderson, Nev., 3,320
- 2003 Barry Asher's Embroidery of Yorba Linda, Calif., 3,220
- 2002 High Roller-Cherry Hill, N.J., Henderson, Nev., 3,327
- 2001 The Replacements, Fort Worth, Texas, 3,189
- 2000 High Roller-Cherry Hill, N.J., Henderson, Nev., 3,234
- 1999 Cascade Beauty College, Renton, Wash., 3,099
- 1998 Bowlers Choice Pro Shop II, Skaneateles, N.Y., 3,044
- 1997 Here 4 Beer II, Glendale, Ariz., and Contour Power Grips, Vallejo, Calif., 3,017
- 1996 The Naccarato Group, Tacoma, Wash., 3,185
- 1995 Contour Power Grips, Detroit, 3,125
- 1994 Strike Zone Pro Shop, Rolling Meadows, Ill., 3,027
- 1993 Strike Zone Pro Shop, Rolling Meadows, Ill., 2,978
- 1992 Hoinsie Classic, Cincinnati, 2,983
- 1991 Clear-Vu Window Cleaning, Inc., Milwaukee, 2,984
- 1990 R.A.T.'s Team, Lakeland, Fla., 2,985
- 1989 Robby's, Glendale, Calif., 3,000
- 1988 Cook County Sales, Chicago, 3,027
- 1987 Tool Warehouse, Hollywood, Fla., 3,033



- 1986 Silla's Custom Fit Pro Shop, Cleveland, 2,891
1985 Don Redman Insurance, Toledo, Ohio, 2,934
1984 All Japan, Tokyo, 3,019
1983 Telectronic Systems, Inc., Manila, Philippines, 2,868
1982 Zavakos Realtors, Dayton, Ohio, 2,961
1981 Earl Anthony's Dublin Bowl, Dublin, Calif., 2,963
1980 All Japan, Tokyo, 3,014
1979 Alpine Lanes, Euless, Texas, 3,096
1978 Cook County Vending, Chicago, 2,956
1977 Allgauer Restaurant, Chicago, 2,818
1976 PWBA No. 1, Oklahoma City, 2,839
1975 Atlanta Bowling Center (Ga.) No. 1, Buffalo, N.Y., 2,836
1974 Kalicak International Construction, St. Louis, 2,973
1973 Fitzpatrick Chevrolet, Concord, Calif., 2,897
1972 Angeltown Creations, Placentia, Calif., 2,838
1971 Koenig Strey Real Estate, Wilmette, Ill., 2,891
1970 Parker-Fothergill Pro Shop, Cranston, R.I., 3,034
1969 Fitzpatrick Chevrolet, Concord, Calif., 2,986
1968 Hudepohl Beer, Cincinnati, 2,923
1967 The Orphans, Los Angeles, 2,970
1966 Gossard Girls, Chicago, 2,755
1965 Belmont Bowl Pro Shop, Chicago, 2,929
1964 Allgauer Restaurant, Chicago, 2,920
1963 Linbrook Bowl, Los Angeles, 2,841
1962 Linbrook Bowl, Los Angeles, 3,061
1961 Allgauer Restaurant, Chicago, 2,919
1960 Spare-Time Games, Cincinnati, 2,876
1959 Bill Sneathkamp Chrysler, Detroit, 3,030
1958 Allgauer Restaurant, Chicago, 2,972
1957 Colonial Broach Co., Detroit, 2,881
1956 Daniel Ryan, Chicago, 2,880
1955 Falstaff, Chicago, 2,991
1954 Marheofer Wieners, Chicago, 2,734
1953 B & B Chevrolet, Detroit, 2,931
1952 Cole Furniture, Cleveland, 2,854
1951 Hickman Oldsmobile Whirlaway, Indianapolis, 2,705
1950 Fanatorium Majors, Grand Rapids, Mich., 2,903
1949 Gears by Enterprise, Detroit, 2,786
1948 Kathryn Creme Pact, Chicago, 2,812
1947 Kornitz Pure Oil, Milwaukee, 2,987
1946 Silver Seal Soda, St. Louis, 2,721
1942 Logan Square Buicks, Chicago, 2,815
1941 Rovick Bowling Shoes, Chicago, 2,661
1940 Logan Square Buicks, Chicago, 2,689
1939 Kornitz Pure Oil, Milwaukee, 2,618
1938 Heil Uniform Heat, Milwaukee, 2,706
1937 Heil Uniform Heat, Milwaukee, 2,685
1936 Easty Five, Cleveland, 2,617
1935 Alberti Jewelers, Chicago, 2,765
1934 Tommy Doll's Five, Cincinnati, 2,616
1933 Alberti Jewelers, Chicago, 2,867
1932 Martin Breitt Realtors, St. Louis, 2,664
1931 Alberti Jewelers, Chicago, 2,748
1930 Finucane Ladies, Chicago, 2,784
1929 Harvey's Market Square Rec., Kansas City, Mo., 2,538
1928 Alberti Jewelers, Chicago, 2,682
1927 Boyle Valves, Chicago, 2,515
1926 Taylor Trunks, Chicago, 2,525
1925 Estes Alibis, Chicago, 2,518
1924 Albert Pick Co., Chicago, 2,477
1923 Paige Dairy (also known as Page Dairy), Toledo, Ohio, 2,348
1922 Birk Cola Girls, Chicago, 2,531
1921 Grand B. and B. Co., Rockford, Ill., 2,482
1920 Stein's Jr., St. Louis, 2,454
1919 Minor Butler, Toledo, Ohio, 2,436
1918 Leffingwell, Chicago, 2,479
1916 Progress, St. Louis, 2,082
- DOUBLES CLASSIC**
- 2009 Clara Guerrero, Pflugerville, Texas/Jenifer Larson, Tupper Lake, N.Y., 1,404
2008 Gina Daroszewski, Franklin, Wis./Jill Albrecht, Wind Lake, Wis., 1,445
2007 Susan Jeziorski-Smith, Buffalo, N.Y./Liz Johnson, Cheektowaga, N.Y., 1,385
2006 Lauren Takahashi, Woodland Hills, Calif./Leanne Barrette, Elk Grove, Calif., 1,466
2005 Brenda Norman, Stroudsburg, Pa./Karen Stroud, Victoria, Texas, 1,372
2004 Carolyn Dorin-Ballard, North Richland Hills, Texas/Lynda Barnes, Flower Mound, Texas, 1,498
2003 Connie Ward, Hamilton, Ontario/Karen Collura, Toronto, 1,496
- 2002 Kathy Tribbey, Newberg, Ore./Jody Ellis, Fort Lauderdale, Fla., 1,434
2001 Lisa Wagner, Bradenton, Fla./Nancy Fehr, Cincinnati, 1,412
2000 Cindy Kesterson, Council Bluffs, Iowa/Judy Gurney, Percival, Iowa, 1,340
1999 Timi McCorvey, Huntsville, Ala./Marianne DiRupo, Dearborn, Mich., 1,451
1998 Lynda Norry, Wichita, Kan./Kendra Cameron, Gambills, Md., 1,305
1997 Jennifer Klekamp, Cleves, Ohio/Regina Snodgrass, Versailles, Ind., 1,345
1996 Mandy Wilson/Linda Kelly, Dayton, Ohio, 1,410
1995 Carol Harsh/Debbie Villani, Las Vegas, 1,299
1994 Lucy Giovinco, Norcross, Ga./Cindy Coburn-Carroll, Tonawanda, N.Y., and Rachel Perez, San Antonio/Kim Straub, Beatrice, Neb., 1,307
1993 Gloria Collura/Karen Collura, Toronto, 1,304
1992 Nancy Fehr, Cincinnati/Lisa Wagner, Palmetto, Fla., 1,325
1991 Lucy Giovinco, Norcross, Ga./Cindy Coburn-Carroll, Tonawanda, N.Y., 1,318
1990 Margi Melvin, Newark, Del./Ann Meconnahey, Bear, Del., 1,323
1989 Diana Goodman, Chino Hill, Calif./Rene Fleming, Oklahoma City, 1,283
1988 Dee Alvarez, Tampa, Fla./Pat Costello, Orlando, Fla., 1,216
1987 Laura Grant, Norwalk, Conn./Robin Romeo, Newhall, Calif., 1,328
1986 Sally Gates, Palmdale, Calif./Marilyn Frazier, Lancaster, Calif., 1,260
1985 Linda Graham, Des Moines, Iowa/Melody Philipsson, Colfax, Iowa, 1,246
1984 Bea Hoffman/Sue Reese, Novato, Calif., 1,292
1983 Jeanne Maiden-Naccarato, Tacoma, Wash./Sue Robb, Euclid, Ohio, 1,312
1982 Shirley Hintz, Lantana, Fla./Lisa Wagner, Palmetto, Fla., and Pat Costello, Orlando, Fla./Donna Adamek, Apple Valley, Calif., 1,264
1981 Nikki Gianulias, Vallejo, Calif./Donna Adamek, Apple Valley, Calif., 1,305
1980 Carole Lee, Hempstead, N.Y./Dawn Raddatz, E. Northport, N.Y., 1,247
1979 Mary Ann Deptula, Warren, Mich./Geri Beattie, Dearborn, Mich., 1,314
1978 Annese Kelly, Las Vegas/Barbara Shelton, Jamaica, N.Y., 1,211
1977 Ozella Houston/Dorothy Jackson, Detroit, 1,234
1976 Georgene Cordes/Shirley Sjostrom, Bloomington, Minn., and Debbie Rainone/Eloise Vacco, Cleveland, 1,232
1975 Jennette James, Oyster Bay, N.Y./Dawn Raddatz, E. Northport, N.Y., 1,234
1974 Carol Miller, Waukesha, Wis./Jane Leszczynski, Milwaukee, 1,313
1973 Mildred Ignizio, Rochester, N.Y./Dorothy Fothergill, Center Ossipee, N.H., 1,238
1972 Judy Roberts, Denver/Betty Rimmick, Lakewood, Colo., 1,247
1971 Dorothy Fothergill, Center Ossipee, N.H./Mildred Ignizio, Rochester, N.Y., 1,263
1970 Gloria Bouvia, Gresham, Ore./Judy Soutar, Leawood, Kan., 1,256
1969 Gloria Bouvia, Gresham, Ore./Judy Soutar, Leawood, Kan., 1,315
1968 Pauline Stickler/Mary Lou Graham, Miami, 1,250
1967 Elaine Liburdi, Union City, N.J./Joan Oleske, Lyndhurst, N.J., 1,252
1966 Martha Morgan/Pat Spence, Hampton, Va., 1,231
1965 Betty Rimmick/Mary Ann White, Denver, 1,263
1964 Shirley Garms/Grace Werkmeister, Chicago, 1,248
1963 Ann Heyman/Ruth Redfox, Toledo, Ohio, 1,260
1962 Sandy Galvin/Jean Stevens, Oklahoma City, 1,238
1961 Betty Salvato/Georgiana Eakins, Youngstown, Ohio, 1,239
1960 Jette Mooney/Freda Laiber, South Bend, Ind., 1,221
1959 Sylvia Martin/Adele Isphording, Philadelphia, 1,263
1958 Jean Schultz/Tess Johns, Cleveland, 1,173
1957 Nellie Vella/Jeanette Grzelak, Rockford, Ill., 1,218
1956 Betty Maw/Mary Quinn, Buffalo, N.Y., 1,242
1955 Wyllis Ryskamp/Marion Ladewig, Grand Rapids, Mich., 1,264
1954 Frances Stennett/Rose Gacioch, Rockford, Ill., 1,244
1953 Jane Grudzien/Doris Knechtges, Detroit, 1,211
1952 Loraine Quam/Martha Hoffman, Madison, Wis., 1,206
1951 Esther Cooke/Alma Denini, Seattle, 1,179
- 1950 Shirley Gantenbein/Flo Schick, Dallas, 1,216
1949 Ann Elayevich/Estelle Svoboda, Chicago, 1,229
1948 Margaret Franklin, Alhambra, Calif./Merle Matthews, Long Beach, Calif., 1,188
1947 Candace Fleet/Emma Beard, Fort Wayne, Ind., 1,245
1946 Virginia Forster/Prudence Dusher, Niagara Falls, N.Y., 1,251
1942 Stella Hartrick/Clara Allen, Detroit, 1,204
1941 Jo Ettien/Mary Hogan, Los Angeles, 1,155
1940 Tess Small/Dorothy Miller, Chicago, 1,181
1939 Connie Powers/Betty Reus, Grand Rapids, Mich., 1,130
1938 Florence Probert/Ethel Sablatnik, St. Louis, 1,215
1937 Loranne Frank/Garnette Weber, Fort Wayne, Ind., 1,230
1936 Adelaide Lindemann/Loraine Baldy, Milwaukee, 1,116
1935 Erna Hauffer/Violet Simon, San Antonio, 1,219
1934 Fritzie Rahn/Dorothy Miller, Chicago, 1,190
1933 Veronica Peters/Mary Kite, Syracuse, N.Y., 1,135
1932 Edith Kirg/Margaret Frank, Chicago, 1,218
1931 Zetta Baker/Gertrude Pomeroy, Detroit, 1,145
1930 Fritzie Rahn/Marie Warmbier, Chicago, 1,173
1929 Mary Smith/Dorothy Miller, Chicago, 1,123
1928 Ann Weiller/Edna Estes, Chicago, 1,155
1927 Alma Burke/Edith Kirg, Chicago, 1,100
1926 Jennie Laib/Agnes Higgins, Chicago, 1,086
1925 Myrtle Baker/Mae Ebert, Chicago, 1,119
1924 Jean Acker/Grace Smith, Chicago, 1,124
1923 Zoe Quin/Agnes Higgins, Chicago, 1,038
1922 Louise Stockdale/Helen Snider, Detroit, 1,094
1921 Pearl Ley/Grace Smith, Chicago, 1,079
1920 Erna Willig/Jean Walz, Chicago, 1,043
1919 Mae Buttenworth, Columbus, Ohio/Frances Steib, Chicago, 1,042
1918 Jean Acker/Lita Reilly, Chicago, 1,012
1916 Jean Acker/Lita Reilly, Chicago, 1,011
- SINGLES CLASSIC**
- 2009 Michelle Feldman, Auburn, N.Y., 816
2008 Corrine Ham, Cocoa, Fla., 736
2007 Tiffany Stranbrough, Oklahoma City, 745
2006 Karen Stoud, Victoria, Texas, 771
2005 Leanne Barrette, Elk Grove, Calif., 774
2004 Sharon Smith, Bowling Green, Ky., 754
2003 Michelle Feldman, Skaneateles, N.Y., 764
2002 Theresa Smith, Indianapolis, 752
2001 Lisa Wagner, Bradenton, Fla., 756
2000 Cathy Krasner, Baltimore, 729
1999 Nikki Gianulias, Vallejo, Calif., 746
1998 Nellie Glandon, London, Ohio, 714
1997 Jan Schmidt, Rochelle, Ill., 765
1996 Cindy Berlanga, San Antonio, Texas, 723
1995 Beth Owen, Dallas, 749
1994 Vicki Fifield, El Paso, Texas, 716
1993 Karen Collura, Toronto, and Kari Murph, Dayton, Ohio, 747
1992 Patty Ann, Arlington Heights, Ill., 680
1991 Debbie Kuhn, Baltimore, 773
1990 Dana Miller-Mackie, Fort Worth, Texas, and Paula Carter, Miami, 705
1989 Sandy Flint, Sioux Falls, S.D., 694
1988 Michelle Meyer-Welty, Vacaville, Calif., 690
1987 Regi Jonak, St. Peters, Mo., 728
1986 Dana Stewart, Morgan Hill, Calif., 698
1985 Polly Schwarzel, Cheswick, Pa., 694
1984 Freida Gates, N.Y., Syracuse, N.Y., 712
1983 Aleta Sill, Dearborn, Mich., 726
1982 Gracie Freeman, Alexandria, Va., 652
1981 Virginia Norton, Cypress, Calif., 672
1980 Betty Morris, Stockton, Calif., 674
1979 Betty Morris, Stockton, Calif., 699
1978 Mae Bolt, Berwyn, Ill., 709
1977 Akiko Yamaga, Tokyo, 714
1976 Beverly Shonk, Canton, Ohio, 686
1975 Barbara Leicht, Water Vilet, N.Y., 689
1974 Shirley Garms, Island Lake, Ill., 702
1973 Bobbie Soldan, Costa Mesa, Calif., 706
1972 D.D. Jacobson, Playa Del Rey, Calif., 737
1971 Mary Scruggs, Richmond, Va., 698
1970 Dorothy Fothergill, Center Ossipee, N.H., 695
1969 Joan Bender, Avada, Colo., 690
1968 Norma Parks, Raytown, Mo., 691
1967 Glorian Griffith, Port Huron, Mich., 652
1966 Gloria Bouvia, Gresham, Ore., 675
1965 Doris Rudell, Whittier, Calif., 659
1964 Jean Havlish, St. Paul, Minn., 690



1963 Dorothy Wilkinson, Phoenix, 653
 1962 Martha Hoffman, Madison, Wis., 693
 1961 Elaine Newton, Park Forest, Ill., 661
 1960 Marge McDaniels, Mountain View, Calif., 649
 1959 Mae Bolt, Berwyn, Ill., 664
 1958 Ruth Hertel, Lexington, Tenn., 622
 1957 Eleanor Towles, Peoria, Ill., 664
 1956 Lucille Noe, Columbus, Ohio, 708
 1955 Nellie Vella, Rockford, Ill., 695
 1954 Helen Bassett, Peoria, Ill., 668
 1953 Marge Baginski, Berwyn, Ill., 637
 1952 Lorene Craig, Kansas City, Mo., 722
 1951 Ida Simpson, Buffalo, N.Y., 639
 1950 Cleo McGovern, Newport, Ky., 669
 1949 Clara Mataya, St. Louis, 658
 1948 Shirlee Wernecke, Chicago, 696
 1947 Agnes Junker, Indianapolis, 650
 1946 Val Mikiel, Detroit, 682
 1942 Tillie Taylor, Newark, N.J., 659
 1941 Nancy Huff, Los Angeles, 662
 1940 Sally Twyford, Aurora, Ill., 626
 1939 Helen Hengstler, Detroit, 626
 1938 Rose Warner, Waukegan, Ill., 622
 1937 Ann Gottstine, Buffalo, N.Y., 647
 1936 Ella Mankie, Madison, Wis., 612
 1935 Marie Warmbier, Chicago, 652
 1934 Marie Clemensen, Chicago, 712
 1933 Sally Twyford, Aurora, Ill., 628
 1932 Audrey McVay, Kansas City, Mo., 668
 1931 Myrtle Schulte, St. Louis, 650
 1930 Anita Rump, Fort Wayne, Ind., 613
 1929 Agnes Higgins, Chicago, 637
 1928 Anita Rump, Fort Wayne, Ind., 622
 1927 Florence Amrein, Akron, Ohio, 577
 1926 Evelyn Weisman, Indianapolis, 579
 1925 Eliza Reich, Chicago, 622
 1924 Alice Feeney, Indianapolis, 593
 1923 Emma Jaeger, Toledo, Ohio, 594
 1922 Emma Jaeger, Toledo, Ohio, 603
 1921 Emma Jaeger, Toledo, Ohio, 579
 1920 Birdie Humphreys, St. Louis, 559
 1919 Elizabeth Husk, Newark, N.J., 594
 1918 Frances Steib, Detroit, 537
 1916 Agnes Koester, Detroit, 486

ALL-EVENTS CLASSIC

2009 Robin Romeo, Newhall, Calif., 2,172
 2008 Liz Johnson, Cheektowaga, N.Y., 2,113
 2007 Wendy Macpherson, Henderson, Nev., 2,161
 2006 Karen Stroud, Victoria, Texas, 2,159
 2005 Leanne Barrette, Elk Grove, Calif., 2,231
 2004 Kim Adler, Merritt Island, Fla., 2,133
 2003 Michelle Feldman, Skaneateles, N.Y., 2,048
 2002 Cara Honeychurch, Melbourne, Australia, 2,150
 2001 Jonquay Armon, Lake in the Hills, Fla., 2,044
 2000 Carolyn Dorin-Ballard, Fort Worth, Texas, 2,147
 1999 Hidemi Mizobuchi, Tokyo, 2,065
 1998 Liz Johnson, Niagara Falls, N.Y., 1,989
 1997 Kendra Cameron, Gambriels, Md., 2,039
 1996 Lorrie Nichols, Algonquin, Ill., 1,985
 1995 Beth Owen, Dallas, 1,983
 1994 Wendy Macpherson-Papanos, Henderson, Nev., 1,940
 1993 Anne Marie Duggan, Edmond, Okla., 1,990
 1992 Mitsuko Tokimoto, Tokyo, 1,928
 1991 Debbie Kuhn, Baltimore, 2,036
 1990 Carol Norman, Ardmore, Okla., 1,984
 1989 Nancy Fehr, Cincinnati, 1,911
 1988 Lisa Wagner, Palmetto, Fla., 1,871
 1987 Leanne Barrette, Yukon, Okla., 1,972
 1986 Robin Romeo, Newhall, Calif., and Maria Lewis, Manteca, Calif., 1,877
 1985 Aleta Sill, Dearborn, Mich., 1,900
 1984 Shinobu Saitoh, Tokyo, 1,922
 1983 Virginia Norton, Cypress, Calif., 1,922
 1982 Aleta Sill, Dearborn, Mich., 1,905
 1981 Virginia Norton, Cypress, Calif., 1,905
 1980 Cheryl Robinson, Destrehan, La., 1,848
 1979 Betty Morris, Stockton, Calif., 1,945
 1978 Annese Kelly, Las Vegas, 1,896
 1977 Akiko Yamaga, Tokyo, 1,895
 1976 Betty Morris, Stockton, Calif., 1,866
 1975 Virginia Norton, Cypress, Calif., 1,821
 1974 Judy Soutar, Leawood, Kan., 1,944
 1973 Toni Starin, Midwest City, Okla., 1,910
 1972 Mildred Ignizio, Rochester, N.Y., 1,877

1971 Lorrie Nichols, Algonquin, Ill., 1,840
 1970 Dorothy Fothergill, Center Ossipee, N.H., 1,984
 1969 Helen Duval, Berkeley, Calif., 1,927
 1968 Susie Reichley, Dallas, 1,889
 1967 Carol Miller, Waukesha, Wis., 1,862
 1966 Kate Helbig, Mohnton, Pa., 1,835
 1965 Donna Zimmerman, Thousand Palms, Calif., 1,833
 1964 Jean Havlish, St. Paul, Minn., 1,980
 1963 Helen Shablis, Detroit, 1,849
 1962 Flossie Argent, St. Louis, 1,808
 1961 Evelyn Teal, Miami, 1,848
 1960 Judy Roberts, Angola, N.Y., 1,836
 1959 Pat McCormick, Grand Rapids, Mich., 1,927
 1958 Mae Bolt, Berwyn, Ill., 1,828
 1957 Anita Cantaline, Detroit, 1,859
 1956 Doris Knechtges, Detroit, 1,867
 1955 Marion Ladewig, Grand Rapids, Mich., 1,890
 1954 Anne Johnson, Berwick, Pa., 1,880
 1953 Doris Knechtges, Detroit, 1,886
 1952 Virginia Turner, Gardena, Calif., 1,854
 1951 LaVerne Carter, Las Vegas, 1,788
 1950 Marion Ladewig, Grand Rapids, Mich., 1,796
 1949 Cecilia Winandy, Chicago, 1,840
 1948 Virgie Hupfer, Burlington, Iowa, 1,850
 1947 Marge Dardeen, Cincinnati, 1,826
 1946 Catherine Fellmeth, Chicago, 1,835
 1942 Nina Burns, Chicago, 1,888
 1941 Sally Twyford, Aurora, Ill., 1,799
 1940 Tess Small, Chicago, 1,777
 1939 Ruth Troy, Dayton, Ohio, 1,724
 1938 Dorothy Miller, Chicago, 1,843
 1937 Louise Stockdale, Detroit, 1,761
 1936 Ella Mankie, Madison, Wis., 1,683
 1935 Marie Warmbier, Chicago, 1,911
 1934 Esther Ryan, Milwaukee, 1,763
 1933 Sally Twyford, Aurora, Ill., 1,765
 1932 Marie Warmbier, Chicago, 1,807
 1931 Myrtle Schulte, St. Louis, 1,742
 1930 Sally Twyford, Aurora, Ill., 1,727
 1929 Emma Jaeger, Toledo, Ohio, 1,700
 1928 Emma Jaeger, Toledo, Ohio, 1,713
 1927 Grayce Hatch, Cleveland, 1,644
 1926 Emil Lackey, Fort Wayne, Ind., 1,641
 1925 Grayce Hatch, Cleveland, 1,703
 1924 Rose Steger, Chicago, 1,647
 1923 Deane Fritz, Toledo, Ohio, 1,582
 1922 Hattie Abraham, Milwaukee, 1,659
 1921 Emma Jaeger, Toledo, Ohio, 1,557
 1920 Mae Leibrich, Chicago, 1,606
 1919 Elizabeth Husk, Newark, N.J., 1,580
 1918 Emma Jaeger, Toledo, Ohio, 1,552
 1916 Agnes Koester, Detroit, 1,423

CLASSIC DIVISION WINNERS*

If the highest score from an event came from a lower division, that bowler also was recognized as the overall tournament champion in that event.

SINGLES

1989 Lorraine Anderson, Northville, Mich., 683
 1971 Ginny Younginer, Winnsboro, S.C., 667

DIVISION 1

TEAM DIV 1

2009 It's a Little Thang, Bronx, N.Y., 2,792
 2008 High Hopes, La Mesa, Calif., 2,696
 2007 Ladies on the Roll I, Alexandria, Va., 2,819
 2006 5 Hot Mamas, Orland, Calif., 2,868
 2005 New Beginnings, Austin, Texas, 2,794
 2004 Chi-Town, Lyons, Ill., 2,775
 2003 Caveman Bowl, Grants Pass, Ore., 2,906
 2002 Fargo Sports, East Moline, Ill., 3,000
 2001 Together Again, Waldorf, Md., 2,780
 2000 Sunshine Ladies, Arlington Heights, Ill., 2,811
 1999 KFC All-Stars, Las Cruces, N.M., 2,852
 1998 Here We Go Again, Worcester, Mass., 2,720
 1997 Penalty Box Too, Windsor, Ontario, 2,825
 1996 Penalty Box Too, Windsor, Ontario, 2,833
 1995 Minier Lanes, Minier, Ill., 2,856
 1994 Concordia Lanes, Belvidere, Ill., 2,688
 1993 California Dreamin' III, Ventura, Calif., 2,842

1992 Rubber Mill, Medford, Ore., 2,716
 1991 Jolly Ladies, Philadelphia, 2,751
 1990 Just Them, Hampton, Va., and Lucky Strikes, Savannah, Ga., 2,697
 1989 Wheaton Lanes, Wheaton, Minn., 2,768
 1988 Blue Shield of California, San Francisco, 2,773
 1987 Classy Ladies, Hartford, Conn., 2,754
 1986 Royal Buick, Tucson, Ariz., 2,676
 1985 Taylor Chiropractic Life Center, Howell, Mich., 2,834
 1984 Dave Diomed's Washtenaw Lanes & Pro Shop, Ann Arbor, Mich., 2,721
 1983 Production Plating, Lexington, Ky., 2,814
 1982 Century Lanes, Hampton, Va., 2,856
 1981 Gibson Specialty Co., Waterloo, Iowa, 2,796
 1980 Walker's Body Shop, Aurora, Ill., 2,703
 1979 Don Smith's Classics, Milbrae, Calif., 2,862
 1978 Joyner Garden Center, Alexandria, Minn., 2,706
 1977 Sunbeam Girls, Birmingham, Ala., 2,670
 1976 Famous Brand Shoes, St. Louis, 2,753
 1975 Channel Chargers, Robinson, Ill., 2,667
 1974 Whitaker Trucking Inc., Roswell, N.M., 2,622
 1973 Cacco's Hawaii, Honolulu, 2,708
 1972 Donson Inc., General Contractors, Alsip, Ill., 2,707
 1971 Pepples Beauty Salon, Detroit, 2,659
 1970 Gene Hammon Ford Thunderbirds, Texas City, Texas, 2,748
 1969 Bowlorado Lanes, Fort Collins, Colo., 2,719

DOUBLES DIV 1

2009 Marilyn Brown, Bellingham, Wash./Janice Eisenhut, Ferndale, Wash., 1,274
 2008 Betty Tucker, Chicago/Lila Newman-Davis, Dolton, Ill., 1,227
 2007 Celeste Reynolds/Kandace Little, Bronx, N.Y., 1,222
 2006 Pam Schulz, Longview, Wash./Valery Hubbard, Kelso, Wash., 1,264
 2005 Renee Serfass, Stroudsburg, Pa./Belinda Brown, Macon, Ga., 1,233
 2004 Deb Jacobs/Julia Halve, Waco, Texas, 1,281
 2003 Rhonda Terry/Frostina Milner, Greensboro, N.C., 1,229
 2002 Zelma Bames/Tosca Cobbin, South Euclid, Ohio, 1,284
 2001 Amy Ciammaichella/Edith Meerdo, Imperial, Pa., 1,227
 2000 Doris Eppler, Murrieta, Calif./Cindi Thurmond, Hemet, Calif., 1,237
 1999 Sherry Brumley/Betty Abrams, Garfield, Ark., 1,219
 1998 Amy Goemmel, Brandon, S.D./Julie Jarman, Sioux Falls, S.D., 1,209
 1997 Robynn Terry, Basin, Wyo./Cindy McIntosh, Greybull, Wyo., 1,258
 1996 Carlotta Piper/Merva Brison, Brooklyn, N.Y., 1,244
 1995 Sande Crawford, Columbia Heights, Minn./Cheryl Rasmussen, Osseo, Minn., 1,217
 1994 Leslie Pappan, Tulsa, Okla./Debby Johns, Broken Arrow, Okla., 1,225
 1993 Mary Garrett/Rhondrea Simmons, Muskogee, Okla., 1,267
 1992 Mary Piche, Burlington, Ontario/Karen Nicol, Hamilton, Ontario, 1,200
 1991 Lina Rincon, San Antonio/Bonnie Van Steenburg, Universal City, Texas, 1,227
 1990 Joann Anastasio/Cathie Cross, Augusta, Maine, 1,204
 1989 Carol Feuerborn, Olathe, Kan./Leeta Sweet, Garnett, Kan., 1,208
 1988 Judy Eldredge, Ridge Crest, Calif./Patricia Taum, Beale Air Force Base, Calif., 1,184
 1987 Gloria Penn, Plainfield, N.J./Ruth Jensen, South Bound Brook, N.J., 1,232
 1986 Cindy Brennan, Missoula, Mont./Joy Eckley, Roman, Mont., 1,188
 1985 Sara Hennessey/Laura Lyons, Piqua, Ohio, 1,232
 1984 Shirley Heppner, Oshkosh, Wis./Diane Wilde, Waupaca, Wis., 1,255
 1983 Bea Hatfield, Shawnee, Kan./Rose Swain, Lenexa, Kan., 1,233
 1982 Bridgett Basiak, Chesterton, Ind./Donna Oldaker, Lake Station, Ind., 1,211
 1981 Jeri Gue, New Castle, Del./Jo Ann Scott, Wilmington, Del., 1,181
 1980 Marie Fouche/Katherine Alexander, Los Angeles, 1,176
 1979 Vi Walde/Bernell Preul, Denison, Iowa, 1,175
 1978 Jean Hand, Fairview, Ill./Judy Hart, Canton, Ill., 1,201
 1977 Viola Coombs, Mesa, Ariz./Jackie Hedrick, Tempe, Ariz., 1,175
 1976 Shirley Mansfield/Barbara Siemruch, North Glenn, Ohio, 1,198



- 1975 Josie Freeman/Patsey Plumley, West Helena, Ark., 1,194
- 1974 Rachel Rookstool/Ruble Sizemore, Fort Walton Beach, Fla., 1,209
- 1973 Carol Sheppard/Laura Black, Phoenix, Ariz., 1,203
- 1972 Evelyn Porter/Billie Caldwell, Chicago, 1,215
- 1971 Judy Bell, Lithonia, Ga./Daisy Trout, Marietta, Ga., 1,194
- 1970 Lorraine Petersen/Peggy Runyon, Garden Grove, Calif., 1,231
- 1969 Bertha Keeney, Wheat Ridge, Colo./Joyce Georgeson, Denver, 1,205

SINGLES **DIV 1**

- 2009 Linda Freeland, Dade City, Fla., 694
- 2008 Michelle Stahl, Hillsborough, N.J., 657
- 2007 Lil Holguin, Las Cruces, N.M., 683
- 2006 Cathy Woessner, Euless, Texas, 710
- 2005 Lil Martindale, Longmont, Colo., 689
- 2004 Darlene Anderson, Elizabethtown, Pa., 707
- 2003 Debra Lewis, Kalamazoo, Mich., 712
- 2002 Kathy Pausch, Moorhead, Minn., 682
- 2001 Sissy Nugent, Waxachachie, Texas, 695
- 2000 Beverly Alwine, Harrisburg, Pa., 678
- 1999 Maggie Matheson, Chula Vista, Calif., 709
- 1998 Linda Duerksen, York, Neb., 671
- 1997 Donna Barnes, Perryton, Texas, 687
- 1996 Jacqueline Pawlak, Wappingers Falls, N.Y., 660
- 1995 Linda Estep, Waldorf, Md., 683
- 1994 Michele Davis, Baytown, Texas, 686
- 1993 Belle Turner, Paducah, Ky., 679
- 1992 Linda Lesniak, Evergreen Park, Ill., 669
- 1991 Kelly Smith, Faribault, Minn., 660
- 1990 Nancy Jones, Oklahoma City, 682
- 1989 See Classic Division Winners*
- 1988 Hazel Ivy, Omaha, Neb., 662
- 1987 Kathleen Lovett, Arthurdale, W.Va., and Schanda Plank, Grand Rapids, Mich., 656
- 1986 Diane Smith, Lake Cowichan, British Columbia, 688
- 1985 Vicki Baker, St. Paris, Ohio, 656
- 1984 Cathy Sartwell, Morgan City, La., 690
- 1983 Doyle Seibel, Angleton, Texas, 652
- 1982 Jan Sammon, Davenport, Iowa, 650
- 1981 Dorothy Batey, East Orange, N.J., 651
- 1980 Cheri Mason, Lansing, Ill., 651
- 1979 Jean Carbone, Kenosha, Wis., 632
- 1978 Norma Walker, Tacoma, Wash., 659
- 1977 Edna Ruth, Belpre, Ohio, 644
- 1976 Vanda Philson, Sidney, Neb., 666
- 1975 Beatrice Orendorf, Bridgeville, Del., 664
- 1974 Barbara Davis, Sterling Heights, Mich., 658
- 1973 Barbara Jacques, San Diego, 680
- 1972 Shirley Frank, Woodside, N.Y., 657
- 1971 See Classic Division Winners*
- 1970 Jelema Sanders, Richmond, Ky., 654
- 1969 Ann Keerbs, Churdan, Iowa, 649

ALL-EVENTS **DIV 1**

- 2009 Sheryl Ishihara, Anchorage, Alaska, 1,852
- 2008 Janet Smith, Kannapolis, N.C., 1,820
- 2007 LaVonnie Giles, Waldorf, Md., 1,928
- 2006 Maika Winkler, Antelope, Calif., 1,856
- 2005 Cindy Mattingly, Puyallup, Wash., 1,817
- 2004 Jenni Ferguson, Anderson, Ind., 1,870
- 2003 Mindy Molstad, Wheaton, Ill., 1,873
- 2002 Karleen Reynolds, Dallas, 1,870
- 2001 Kathy Street, Union City, Ind., 1,872
- 2000 Karen Lowe, Fort Knox, Ky., 1,833
- 1999 Marlene Walls, Morris, Ill., 1,831
- 1998 Ginger Moore, Killeen, Texas, 1,817
- 1997 Theresa Adams, Pocomoke City, Md., 1,863
- 1996 Charlotte Chocrane, DeKalb, Ill., 1,818
- 1995 Kelly Seabloom, Scottsdale, Ariz., 1,807
- 1994 Michele Davis, Baytown, Texas, 1,809
- 1993 Bertha Blacksher, Uriah, Ala., and Sharon Davis, Orange, Texas, 1,807
- 1992 Shari Ellison, Columbus, Ga., 1,848
- 1991 Chris Crowe, Prospect, Ky., 1,803
- 1990 Bonnie Piszczek, Wauwatosa, Wis., 1,791
- 1989 Sandy Flint, Sioux Falls, S.D., 1,801
- 1988 Karen Terry, Inglewood, Calif., 1,746
- 1987 Arlene Army, Millbury, Mass., 1,767
- 1986 Nancy Schubert-Balcer, Baltimore, 1,780
- 1985 Barbara Hansen, Hyannis, Mass., 1,800
- 1984 Verona Gloudemans, Kimberly, Wis., 1,749
- 1983 Michelle Casella, Sun Valley, Calif., 1,827

- 1982 Elmere Harrison, Chalmette, La., 1,770
- 1981 Ferol Streib, Leavenworth, Wash., 1,738
- 1980 Velda Morris, Del City, Okla., 1,711
- 1979 Karen Russell, Bethany, Okla., 1,788
- 1978 Sandy Gazell, Boca Raton, Fla., 1,852
- 1977 Pat Booth, Memphis, Tenn., and Marlene Willett, Marietta, Ga., 1,739
- 1976 Ethel Coverdell, Orlando, Fla., 1,748
- 1975 Jeanette Pease, Richmond, Va., 1,749
- 1974 JoAnne Rogalski, Buffalo, N.Y., 1,907
- 1973 Reta Richardson, Boise City, Iowa, 1,769
- 1972 Janice Denning, Wilmington, Del., 1,827
- 1971 Joyce Mooney, Pittsburgh, 1,721
- 1970 Leah Ackerman, Sheldon, Iowa, 1,796
- 1969 Janice Pickle, Tucson, Ariz., 1,743

DIVISION 2 **//**

TEAM **DIV 2**

- 2009 MD Crabs With Attitude, Waldorf, Md., 2,649
- 2008 Cathy's Hairshapers, Kannapolis, N.C., 2,644
- 2007 Latin Flava, Chicago, 2,731
- 2006 Jax 1, Jacksonville, Fla., 2,734
- 2005 Chi-Town, Lyons, Ill., 2,640
- 2004 Bowling Buddies, Corona, Calif., 2,657
- 2003 Country Gals, California, Md., 2,790
- 2002 Carolina Girls, Leland, N.C., 2,777
- 2001 Greater Toronto #3, Scarborough, Ontario, 2,636
- 2000 Flamingo Telecom II, Niles, Mich., 2,754
- 1999 The Dreamers of Memphis, Memphis, Tenn., 2,660
- 1998 Susan's Hair Fashion, Richmond, Va., 2,658
- 1997 Mill 3, Shelton, Wash., 2,816
- 1996 Motor Electric, Elkhart, Ind., 2,693
- 1995 Southern Sights Landscape, Pascagoula, Miss., 2,757
- 1994 Ottawa Squaws, Toledo, Ohio, 2,547
- 1993 Untouchables, Mobile, Ala., 2,495
- 1992 Put Together's, Muncie, Ind., 2,568
- 1991 Lindberg Shelter Insurance, Albia, Iowa, 2,598
- 1990 Bristol Five, Bristol, Va., 2,492
- 1989 The Crickets, Minneapolis, 2,627
- 1988 Dot's Trophy House, Lakeview, Ore., 2,531
- 1987 Miller's Chihuahua's, Plain City, Ohio, 2,521
- 1986 Caffe Trucking, Wessington Springs, S.D., 2,530
- 1985 Fantastics Inc. 1, Detroit, 2,532
- 1984 Spirit of Ely II, Ely, Nev., 2,511
- 1983 Scat's Brats No. 1, Simi Valley, Calif., 2,523
- 1982 Baldwin State Bank, Baldwin City, Kan., 2,526
- 1981 Matinee Five, Severna Park, Md., 2,631
- 1980 Erie Jr., Detroit Lakes, Minn., 2,414
- 1979 Silver Spur, Callup, N.M., 2,475
- 1978 Dixie Doodles, Guntersville, Ala., 2,462
- 1977 Charlie Brown's, Superior, Wis., 2,535
- 1976 Partain Mechanical Contractor, Texarkana, Ark., 2,532
- 1975 Bowl-O-Mat Lounge, Muncie, Ind., 2,407
- 1974 Par-Matt Lanes, Oakland, Md., 2,479
- 1973 Killeen Merchants, Killeen, Texas, 2,550
- 1972 Krolczyk's Plaza, Rosenberg, Texas, 2,398
- 1971 Lady Bugs, Marietta, Ga., 2,366
- 1970 Sabre Lounge, Sierra Vista, Ariz., 2,646
- 1969 Five Pins, Fullerton, Calif., 2,416
- 1968 Just Made It, Westport, Conn., 2,448
- 1967 English's Windy Hill, Ithaca, N.Y., 2,569
- 1966 Jasperettes, Jasper, Texas, 2,446
- 1965 Don's Medical Pharmacy, Havre, Mont., 2,480
- 1964 Miller Transporters, Ltd., Jackson, Miss., 2,635
- 1963 Embassy Bowl, Arcola, Ill., 2,436
- 1962 Reid Enterprises, Long Beach, Calif., 2,502
- 1961 Santelli Lumber Co., Lyons, N.Y., 2,478
- 1960 All Star Restaurant, Salina, Kan., 2,476
- 1959 Double J Tasty Freeze, Erie Co., N.Y., 2,488
- 1958 Manhattente No. 2, New York, and Manx Hotel No. 3, San Francisco, 2,353
- 1957 Johnnies Flower Shop, Van Wert, Ohio, 2,408
- 1956 Sitnek Fuel, Clarksburg, W.Va., 2,455

DOUBLES **DIV 2**

- 2009 Kate Olson, St. Helens, Ore./Lynda Woodall, Rainier, Ore., 1,178
- 2008 Lucinda Griggie/Christine Wiley, Charlotte, N.C., 1,136
- 2007 Lori Tapparo, Strasburg, Colo./Barbara Whitehead, Bennett, Colo., 1,138
- 2006 Sharon Cassidy, San Mateo, Calif./Elaine Van Otten, Pacifica, Calif., 1,171

- 2005 Jeanne Hester, Arlington, Texas/Marsha Goforth, Burleson, Texas, 1,169
- 2004 Missy Yurs, DeKalb, Ill./Billie Hillenburg, Sycamore, Ill., 1,175
- 2003 Mary Ann Jones/Jodi Jones, Glendale, Ariz., 1,208
- 2002 Karen Spencer, Loves Park, Ill./Mindy Hill, Machensy, Ill., 1,206
- 2001 Angie Perino/Denise Johnson, Durango, Colo., 1,152
- 2000 Suanne Troy, Pierce City, Mo./Connie Gordon, Cassville, Mo., 1,153
- 1999 Lois Caldwell, Oakland, Calif./June Geddes, Dunnigan, Calif., 1,235
- 1998 Kathy Alleman, Glenwood City, Wis./Linda Gordon, Menomonie, Wis., and Peggy Arceneaux/Cindy Pate, Lafayette, La., 1,129
- 1997 Tawnia Bryant, Filer, Idaho/Londa Stout, Kimberly, Idaho, 1,207
- 1996 Linda Chapman/Linda Hollins, Fort Worth, Texas, 1,150
- 1995 Billie Baria, Mobile, Ala./Janice Petty, Saraland, Ala., 1,156
- 1994 Mary Ann Robinson, Moorcraft, Wyo./LaDora McPeters, Casper, Wyo., 1,164
- 1993 Helen Self/Debbie Tesch, Monroe, La., 1,134
- 1992 Janelle Paksi/Jo Wendling, St. Johns, Mich., 1,110
- 1991 Shirley Piper/Rhonda Custer, Waynesboro, Pa., 1,150
- 1990 Anna Adams/Theresa Hruskocy, Whiting, Ind., 1,164
- 1989 Marianna Verdugo/Wanda Lundy, Tucson, Ariz., 1,123
- 1988 Shirley Stephan/Dianna Amos, Casa Grande, Ariz., 1,068
- 1987 Ann Wilson, Ashdown, Ark./Frances Scarborough, Texarkana, Ark., 1,130
- 1986 Kitty Eland, Ontario, Calif./Arlene Magana, St. Chino, Calif., 1,110
- 1985 Peggy O'Neal, Catlettsburg, Ky./Carole Fischer, Wayne, W.Va., 1,094
- 1984 Janice Daniels/Ursula Schroeder, Elizabethtown, Ky., 1,125
- 1983 Dorothy Croxton, Philadelphia/Elizabeth Richardson, Richmond, Va., 1,153
- 1982 Gloria Tayek, Crystal Lake, Ill./Gayle Comerer, Elgin, Ill., 1,067
- 1981 Constance Calveric, Sayre, Pa./Barbara White, Athens, Pa., 1,050
- 1980 Cindy Ortiz, San Jose, Calif./Pauline Gullion, Toledo, Ohio, 1,070
- 1979 Frances Unruh, Garden Grove, Calif./Diane Watts, Cypress, Calif., 1,067
- 1978 Kris Ihlenfeldt, Arlington Heights, Ill./Margaret Thelander, Mount Prospect, Ill., 1,049
- 1977 Betty Jo Schilling/Coralee Yeager, Lockwood, Mo., 1,088
- 1976 Kay Larison/Margaret Bolyard, Hansen, Idaho, 1,098
- 1975 Betty Cornelius, Prescott, Ark./Opal Baker, Blevins, Ark., 1,060
- 1974 Marie Smothermon, Tyro, Kan./Doris Shaw, Coffeyville, Kan., 1,109
- 1973 Judy Hiler/Jerry Thompson, Springfield, Ill., 1,109
- 1972 Jerry Wise/Sue Minks, Higginsville, Mo., 1,109
- 1971 June Durham/Sharon Chambers, Jacksonville, Fla., 1,088
- 1970 Fern Clampitt/Marge Porter, Neodesha, Kan., 1,098
- 1969 Patricia Rose/Mary Redman, Sierra Madre, Calif., 1,047
- 1968 Lamar Wars/Betty Beamon, Alice, Texas, 1,105
- 1967 Ann Schauer/Julia Nungesser, College Point, N.Y., 1,108
- 1966 Sally Riggan, W. Monroe, La./Margie Porter, Monroe, La., 1,100
- 1965 Nona Yaeger, Coos Bay, Ore./Starr Cotton, Empire, Ore., 1,135
- 1964 Dona Clapsaddle/Shirley Willis, Mason City, Iowa, 1,129
- 1963 Ruby Williams/Bernice Hotchkins, Gary, Ind., 1,062

SINGLES **DIV 2**

- 2009 Nicole Evans, Buena Park, Calif., 646
- 2008 Candy Jones, White Plains, Md., 633
- 2007 Donna Brown, Shalimar, Fla., 669
- 2006 Carol Hausman, Port Charlotte, Fla., 632
- 2005 Carla Whitehead, Decatur, Ga., 669
- 2004 Debi Richardson, Fort Worth, Texas, 654
- 2003 Deborah Hockman, Downingtown, Pa., 674
- 2002 Cheryl Jenkins, Chillicothe, Ohio, 664
- 2001 Susan Myers, Independence, Mo., 636
- 2000 Jeanne Bichler, Random Lake, Wis., 665
- 1999 Carrie Sprattford, Las Cruces, N.M., 681
- 1998 Beth Gallant, Clay Center, Neb., 654
- 1997 Roxanna Henson, Leavenowrth, Kan., 695
- 1996 Janet Burrone, North Branford, Conn., 612
- 1995 Peg Childers, Compton, Ill., 628
- 1994 Shirley Coleman, Tucson, Ariz., 644



- 1993 Cynthia Hedge, Branford, Conn., 637
- 1992 Barb Davis, Mt. Morris, Ill., 655
- 1991 Darlene Schoon, Freeman, S.D., 656
- 1990 Denise Brockman, Cincinnati, 642
- 1989 Beverly Tays, Crawfordville, Ind., 689
- 1988 Pat Albert, Withee, Wis., 579
- 1987 Luann Stavola, Atlantic Highlands, N.J., 608
- 1986 Kitty Eland, Ontario, Calif., 656
- 1985 Bobbi Conkin, Kingsport, Tenn., 620
- 1984 Lorraine Hands, Lucan, Ontario, 635
- 1983 Linda Anderson, Spanish Forks, Utah, 631
- 1982 Sammie Gray, Martin, Tenn., 582
- 1981 Bonnie Bowley, Savage, Md., 594
- 1980 Connie Deasy, Ephrata, Wash., 583
- 1979 Connie Pelloni, Louisville, Colo., 593
- 1978 Faydra Austin, Miami, 618
- 1977 Mary Ann Jocius, Riverdale, Md., 667
- 1976 Pat Wahner, Stanfield, Ore., 647
- 1975 Helen Jacobs, Valley, Neb., 609
- 1974 Patti Perkins, Tacoma, Wash., 635
- 1973 Marjorie Williams, San Marcos, Texas, 620
- 1972 Elvadeen Parris, Edina, Mo., 587
- 1971 Shyrlie White, Kansas City, Mo., 583
- 1970 Mae Rose Knauf, Mason, Mich., 602
- 1969 Marcia White, Rowland Heights, Calif., 607
- 1968 Beatrice Ham, Enola, Pa., 610
- 1967 Lillian Royer, Woodlyn, Pa., 613
- 1966 Kay Riddell, New Orleans, 598
- 1965 Shirley Banks, El Cerrito, Calif., 604
- 1964 El Ferguson, Lansing, Mich., 650
- 1963 Vivian Strout, Nashville, Tenn., 586

ALL-EVENTS **DIV 2**

- 2009 Lula Jones, Fayetteville, N.C., 1,780
- 2008 Connie Beckwith, Howe, Ind., 1,675
- 2007 Victoria Dreher, Columbia, S.C., 1,794
- 2006 Shelley Hall, Long Beach, Calif., 1,774
- 2005 Judy Roberts, Meroux, La., 1,769
- 2004 Vickie Martinsen, Overton, Nev., 1,793
- 2003 Jane Carpenter, Durham, N.C., 1,837
- 2002 Sharon Ryon, Huntingtown, Md., 1,755
- 2001 Linda Kious, Carpentersville, Ill., 1,773
- 2000 Patty Niehaus, Will, Ill., 1,746
- 1999 Carrie Spratford, Las Cruces, N.M., 1,756
- 1998 Melody Goodrich, Laramie, Wyo., 1,724
- 1997 Shirley Petty, Pocahontas, Ark., 1,804
- 1996 Linda Boeheme, Milwaukee, 1,708
- 1995 Lisa Rascon, Augusta, Ga., 1,711
- 1994 Peggy Bush, Idaho Falls, Idaho, 1,727
- 1993 Judy Guitreau, Geismar, La., 1,713
- 1992 Sandy Woelk, Kingsville, Ontario, 1,651
- 1991 Ruth Reimer, St. Catharine, Ontario, 1,661
- 1990 Pamela Schmal, Winston-Salem, N.C., 1,664
- 1989 Del Tkach, Bismarck, N.D., 1,671
- 1988 Linda Veatch, Madera, Calif., 1,608
- 1987 Kathy Burley, Bethlehem, Pa., 1,610
- 1986 Kitty Eland, Ontario, Calif., 1,819
- 1985 Bobbi Conkin, Kingsport, Tenn., 1,679
- 1984 Janet Marsteller, Sandy Lake, Pa., 1,711
- 1983 Peg Borer, Albion, Neb., 1,689
- 1982 Brenda Draper, Auburn, Neb., 1,672
- 1981 Doris Fletcher, Chestertown, Md., 1,618
- 1980 Nadine Collins, Peotone, Ill., 1,592
- 1979 Robyn Bodin, Norman, Okla., 1,611
- 1978 Faydra Austin, Miami, 1,798
- 1977 Mary Ann Jocius, Riverdale, Md., 1,672
- 1976 Beverly Morgan, Long Beach, Calif., 1,678
- 1975 Barbara Perkins, Waynesville, Mo., 1,637
- 1974 Patti Perkins, Tacoma, Wash., 1,612
- 1973 Bernadine Sobotta, Lansing, Ill., 1,660
- 1972 Elvadeen Parris, Edina, Mo., 1,587
- 1971 Kathleen Morgan, Devonshire, Bermuda, 1,624
- 1970 Mary Dixon, Abilene, Texas, 1,668
- 1969 Beverly Pluhowsky, Phoenix, 1,668
- 1968 May Monroe, Childress, Texas, 1,626
- 1967 Pat Beasley, Lansing, Mich., 1,653
- 1966 Gail Arce, Tampa, Fla., 1,644
- 1965 Trudy Hatton, N. Vancouver, British Columbia, 1,631
- 1964 Emma Randolph, Memphis, Tenn., 1,772

DIVISION 3

TEAM **DIV 3**

- 2009 Alley Oops, Slidell, La., 2,419
- 2008 Sassy Ladies I, Hampton, Va., 2,450
- 2007 Over 50 Virgins, Concord, N.C., 2,447
- 2006 Unbelievables, Meridian, Idaho, 2,530
- 2005 Eastern Shore Fun Bunch, Centerville, Md., 2,420
- 2004 Teske Trucking Inc., Cokato, Minn., 2,414
- 2003 Sassy Mommas, Clarksville, Ark., 2,228
- 2002 Elkhorn Inn, Westbrook, Minn., 2,503
- 2001 Dana Epic, Stryker, Ohio, 2,445
- 2000 Bank of Rantoul, Rantoul, Ill., 2,547
- 1999 Behr Enterprise, Fulda, Minn., 2,455
- 1998 Alley Gators II, Elkton, Md., 2,389
- 1997 Plum Loco, Longmont, Colo., 2,482
- 1996 Lee'z Restaurant, Shawano, Wis., 2,438
- 1995 Z-92 Zeesters, Holbrook, Ariz., 2,380
- 1994 Arch of Wyoming, Hanna, Wyo., 2,266

DOUBLES **DIV 3**

- 2009 Bonnie Wefel/Lindy Wefel, Belvidere, Ill., 1,071
- 2008 Leanne Marlow, Sault Ste Marie, Mich./Laurie Clarida, Sault Ste Marie, Ontario, 1,085
- 2007 Sherri Thompson, Waldorf, Md./Lorraine Golson, Cheverly, Md., 1,065
- 2006 Sherry Brockman, Plano, Texas/Wendy Mooring, Dallas, 1,123
- 2005 Wendy Peterson, Gallatin, Mo./Susie Wynn, Blue Springs, Mo., 1,092
- 2004 Christine Sharum, Greenwood, Ark./Tanya Bullington, Fort Smith, Ark., 1,139
- 2003 Latricia Carroll, Tustin, Calif./Sylvia Perkins, Lake Forest, Calif., 1,111
- 2002 Carmen Lipscome, Elizabethtown, Ky./Rhonda Berry, Louisville, Ky., 1,119
- 2001 Esther Gurr/Tallahassee, Fla./Myrell Stokes, Woodville, Fla., 1,064
- 2000 Stephanie Strong/Bobbie Dahm, Sunnyvale, Calif., 1,119
- 1999 Penny Barnett-Keller/Susan Bennett, Evansville, Ind., 1,077
- 1998 Stafie Ochman/Terrie Szczepanik, Sault Ste. Marie, Ontario, 1,082
- 1997 Virginia Davis/Sandra Hudnall, Des Moines, Iowa, 1,106
- 1996 Roxanne Lynds, Broad Brook, Conn./Suzanne Fisher Hummelstown, Pa., 1,043
- 1995 Michelle Smith/Gloria Gillespie, Seaford, Del., 1,102
- 1994 Lindy Whillock/Amy Dubberly, Lubbock, Texas, 1,085

SINGLES **DIV 3**

- 2009 Sandy Green, Virginia Beach, Va., 594
- 2008 Brenda Schafer, Grass Valley, Calif., and Xiomara Rojas, Bronx, N.Y., 589
- 2007 Alice Smith, Prescott, Mich., 620
- 2006 Nancy Galinat, Harrold, S.D., 638
- 2005 Phyllis Middleton, Parsons, Kan., 579
- 2004 Denise Hosler, Elkhart, Ind., 610
- 2003 Carol Molina, Moriarty, N.M., 604
- 2002 Grace Krump, Kent, Minn., 665
- 2001 Fran Wolf, Lebanon, Ind., 612
- 2000 Carol Damlow, Hutchinson, Minn., 591
- 1999 Sharon Cook, Omaha, Neb., 590
- 1998 Betty Shaw, Cement City, Mich., 602
- 1997 Michelle Ferguson, Tacoma, Wash., 625
- 1996 Sue Tschcepe, Cypress, Texas, 574
- 1995 Mary F. Jones, Henderson, Nev., 582
- 1994 Mary Dale, Santa Monica, Calif., 616

ALL-EVENTS **DIV 3**

- 2009 Krissy Elvin, Lakeview, Ore., 1,615
- 2008 Nancy Massengill, Denver, N.C., 1,603
- 2007 Lori Levandowski, Milwaukee, 1,630
- 2006 Jennifer Reed, Hamilton, Va., 1,680
- 2005 Michelle Roberts, Tama, Iowa, 1,645
- 2004 Lea Hilton, Springfield, Mo., 1,659
- 2003 Melody Hamer, North Riverside, Ill., 1,625
- 2002 Grace Krump, Kent, Minn., 1,630
- 2001 Pebbles Simmons, Chalmette, La., 1,649
- 2000 Yvonne Hanneman, Rifle, Colo., 1,639
- 1999 Bethany Birkholz, Walkerton, Ind., 1,661
- 1998 Melissa Dunleavy, Spicer, Minn., 1,615
- 1997 Thelma Ugay, Jeddah, Saudi Arabia, 1,656
- 1996 Danyele Ely, Gautier, Miss., 1,564
- 1995 Stephanie Pulda, Yuma, Ariz., 1,554
- 1994 Natalie Chohey, Alameda, Calif., 1,568

DIVISION 4

TEAM **DIV 4**

- 2009 Three Peaks Outfitters, Cle Elum, Wash., 2,175
- 2008 Nothin But Fun, Newburgh, Maine, 2,084
- 2007 We're Back, Rockingham, N.C., 2,181
- 2006 Bear Nasty, Monticello, Minn., 2,187
- 2005 Mishaps, Grand Junction, Iowa, 2,113
- 2004 Miss Fitts, Battle Ground, Ind., 2,226
- 2003 Prairie Gals, Cottonwood, Idaho, 2,228

DOUBLES **DIV 4**

- 2009 Wanda Blain, Carlisle, Pa./Tammy Smith, Dry Run, Pa., 942
- 2008 Tirsia DeJong/Priscilla Quinton, Olympia, Wash., 937
- 2007 Angela Anstrom, Charlotte, N.C./Vivian Thompson, Blowing Rock, N.C., 981
- 2006 Sherri Hachmeister, Lenora, Kan./Dana Knapp, Norcatur, Kan., 974
- 2005 Nancy DeAngelis, Trevoise, Pa./Sandy Watkins, Oakford, Pa., 957
- 2004 Florence Martin, Galena, Kan./Billie Bilke, Riverton, Kan., 957
- 2003 Lisa Morasco/Linda Lucas, Lake Charles, La., 1,004

SINGLES **DIV 4**

- 2009 Joy Chauvette, Westbrook, Maine, 547
- 2008 Patricia Barrett, Arlington Heights, Ill., 544
- 2007 Connie Parson, Akron, Ohio, 589
- 2006 Barbara Dynes, New Castle, Ind., 593
- 2005 Leisa Armstrong, Crestline, Ohio, 540
- 2004 Barbara Barnett, Oliver Springs, Tenn., 564
- 2003 Molly Hardyman, Grove City, Ohio, 610

ALL-EVENTS **DIV 4**

- 2009 Sherry Woodhouse, Cocoa, Fla., 1,485
- 2008 Kris Romain, Madison, Wis., 1,469
- 2007 DeAnn Kubr, Columbus, Neb., 1,473
- 2006 DeAnn Kubr, Columbus, Neb., 1,557
- 2005 Nita Redding, Dallas, 1,416
- 2004 Linda Miotke, Three Forks, Mont., 1,509
- 2003 Molly Hardyman, Grove City, Ohio, 1,638



UNITED STATES BOWLING CONGRESS, INC.
STATEMENTS OF FINANCIAL POSITION
DECEMBER 31, 2023 AND 2022

ASSETS	2023	2022
CURRENT ASSETS		
Cash and Cash Equivalents	\$ 5,240,906	\$ 18,774,591
Cash and Cash Equivalents - SMART Program	807,802	618,135
Accounts Receivable, Net	521,365	402,065
Accounts Receivable, Net - SMART Program	133,290	128,586
Due from Related Parties	792,941	1,023,449
Inventory	14,472	48,001
Prepaid Expenses and Other	655,042	441,255
Total Current Assets	8,165,818	21,436,082
INVESTMENTS		
Investments, at Fair Value	40,164,557	21,868,886
Investments, at Fair Value - SMART Program	93,061,199	85,105,605
Investment in International Bowling Campus, LLC	4,092,421	4,287,052
Total Investments	137,318,177	111,261,543
PROPERTY AND EQUIPMENT		
Furniture and Fixtures	578,486	563,725
Tournament Equipment	11,050,293	10,725,261
Vehicles	117,028	117,028
Software	4,686,939	4,594,840
Software - SMART Program	910,467	910,467
Total, at Cost	17,343,213	16,911,321
Less: Accumulated Depreciation	13,997,248	13,030,627
Less: Accumulated Depreciation - SMART Program	910,467	910,467
Total Property and Equipment	2,435,498	2,970,227
OPERATING LEASE RIGHT-OF-USE ASSETS	256,946	39,177
GOODWILL, NET OF ACCUMULATED AMORTIZATION	331,666	268,333
Total Assets	\$ 148,508,105	\$ 135,975,362



UNITED STATES BOWLING CONGRESS, INC.
STATEMENTS OF FINANCIAL POSITION (CONTINUED)
DECEMBER 31, 2023 AND 2022

	2023	2022
LIABILITIES AND NET ASSETS		
CURRENT LIABILITIES		
Accounts Payable	\$ 702,013	\$ 530,289
Accounts Payable - SMART Program	105,701	43,249
Due to Related Parties	2,947	24,885
Accrued Liabilities	3,071,568	3,139,544
Current Portion of Postretirement Benefit Obligation	78,000	78,000
Current Portion of Deferred Revenue - Tournament Subsidy	-	166,000
Current Portion of Scholarship Awards Payable - SMART Program	11,534,175	9,084,649
Current Portion of Operating Lease Liability	85,804	39,177
Deferred Revenue - National Tournaments	14,992,465	13,709,140
Deferred Revenue - Membership Dues	6,797,035	6,570,258
Deferred Revenue - BowlTV Subscriptions	141,609	124,260
Deferred Revenue - Bowlers Journal Subscriptions	226,126	202,368
Total Current Liabilities	37,737,443	33,711,819
LONG-TERM LIABILITIES		
Deferred Revenue - Tournament Subsidy, Less Current Portion Above	750,000	635,000
Postretirement Benefit Obligation, Less Current Portion Above	540,930	601,046
Scholarship Awards Payable - SMART Program	87,601,022	84,612,458
Long Term Portion of Operating Lease Liability	171,142	-
Total Long-Term Liabilities	89,063,094	85,848,504
Total Liabilities	126,800,537	119,560,323
NET ASSETS		
Without Donor Restrictions		
Undesignated	14,419,652	11,803,303
Designated for SMART Program	(5,496,126)	(8,172,306)
Designated for Operating Reserve	12,784,042	12,784,042
Total Net Assets	21,707,568	16,415,039
Total Liabilities and Net Assets	\$ 148,508,105	\$ 135,975,362



UNITED STATES BOWLING CONGRESS, INC.
STATEMENT OF ACTIVITIES
YEAR ENDED DECEMBER 31, 2023

	Without Donor Restrictions	With Donor Restrictions	Total
REVENUES			
Membership Dues	\$ 14,410,349	\$ -	\$ 14,410,349
Merchandise Sales	47,382	-	47,382
Workshops and Seminars	239,070	-	239,070
Special Events, Booths, and Concessions	964,911	-	964,911
Tournament Entry and Prize Fees	16,949,305	-	16,949,305
Tournament and Conventions Subsidy	3,970,530	-	3,970,530
Brackets	1,624,034	-	1,624,034
Advertising	270,369	-	270,369
Royalty	719,868	-	719,868
Sponsorship	776,868	-	776,868
Contributions	77,864	-	77,864
Net Investment Return	2,417,453	-	2,417,453
Net Investment Return - SMART Program	10,678,803	-	10,678,803
BowlTV	1,012,906	-	1,012,906
Other	699,206	-	699,206
Bowlers Journal	325,814	-	325,814
Total Revenues	55,184,732	-	55,184,732
EXPENSES			
Salaries	7,612,809	-	7,612,809
Fringe Benefits	2,330,537	-	2,330,537
Employee Recruitment and Training	161,845	-	161,845
Temporary Agency Services	3,753,202	-	3,753,202
Professional Services	5,045,052	-	5,045,052
Professional Services - SMART Program	302,750	-	302,750
Supplies	181,320	-	181,320
Supplies - SMART Program	238	-	238
Resale Merchandise	61,568	-	61,568
Prizes	11,424,468	-	11,424,468
Awards	965,976	-	965,976
Telephone	37,267	-	37,267
Postage and Freight	1,238,916	-	1,238,916
Postage and Freight - SMART Program	6,348	-	6,348
Facilities	1,153,885	-	1,153,885
Equipment Maintenance and Repairs	851,366	-	851,366
Depreciation	966,619	-	966,619
Amortization	36,667.00	-	36,667
Printing	460,172	-	460,172
Printing - SMART Program	4,660	-	4,660
Promotion, Sponsorships, and Programs	868,265	-	868,265
Promotion, Sponsorships, and Programs - SMART Program	4,062	-	4,062
Travel	1,792,761	-	1,792,761
Travel - SMART Program	9,403	-	9,403
Insurance	751,431	-	751,431
Contributions	438,455	-	438,455
Lineage and Construction	1,406,107	-	1,406,107
Earnings Allocation - SMART Program	7,165,120	-	7,165,120
Miscellaneous	541,523	-	541,523
Miscellaneous - SMART Program	16,955	-	16,955
Total Expenses	49,589,747	-	49,589,747

**UNITED STATES BOWLING CONGRESS, INC.
STATEMENT OF ACTIVITIES (CONTINUED)
YEAR ENDED DECEMBER 31, 2023**

	Without Donor Restrictions	With Donor Restrictions	Total
CHANGE IN NET ASSETS FROM OPERATIONS	\$ 5,594,985	\$ -	\$ 5,594,985
EQUITY IN NET LOSS OF INTERNATIONAL BOWLING CAMPUS, LLC	(277,389)	-	(277,389)
CHANGE IN POSTRETIREMENT BENEFIT OBLIGATION, OTHER THAN PERIODIC EXPENSE	(25,067)	-	(25,067)
CHANGE IN NET ASSETS	5,292,529	-	5,292,529
Net Assets - Beginning of Year	16,415,039	-	16,415,039
NET ASSETS - END OF YEAR	<u>\$ 21,707,568</u>	<u>\$ -</u>	<u>\$ 21,707,568</u>

DRAFT - Preliminary
 For Discussion Purpose Only
 Subject to Change

UNITED STATES BOWLING CONGRESS, INC.
STATEMENT OF ACTIVITIES
YEAR ENDED DECEMBER 31, 2022

	Without Donor Restrictions	With Donor Restrictions	Total
REVENUES			
Membership Dues	\$ 13,227,000	\$ -	\$ 13,227,000
Merchandise Sales	59,323	-	59,323
Workshops and Seminars	212,862	-	212,862
Special Events, Booths, and Concessions	210,993	-	210,993
Tournament Entry and Prize Fees	15,351,278	-	15,351,278
Tournament and Conventions Subsidy	2,192,354	-	2,192,354
Brackets	1,609,051	-	1,609,051
Advertising	219,384	-	219,384
Royalty	675,791	-	675,791
Sponsorship	837,646	-	837,646
Contributions	73,410	-	73,410
Net Investment Loss	(1,598,789)	-	(1,598,789)
Net Investment Loss - SMART Program	(17,631,640)	-	(17,631,640)
BowITV	454,251	-	454,251
Other	275,791	-	275,791
Bowlers Journal	263,016	-	263,016
Total Revenues	16,431,721	-	16,431,721
EXPENSES			
Salaries	7,214,580	-	7,214,580
Fringe Benefits	2,002,432	-	2,002,432
Employee Recruitment and Training	158,857	-	158,857
Temporary Agency Services	3,298,665	-	3,298,665
Professional Services	3,757,314	-	3,757,314
Professional Services - SMART Program	304,929	-	304,929
Supplies	189,532	-	189,532
Supplies - SMART Program	41	-	41
Resale Merchandise	25,657	-	25,657
Prizes	10,832,310	-	10,832,310
Awards	813,969	-	813,969
Telephone	33,220	-	33,220
Postage and Freight	1,142,763	-	1,142,763
Postage and Freight - SMART Program	3,122	-	3,122
Facilities	1,153,818	-	1,153,818
Equipment Maintenance and Repairs	773,014	-	773,014
Depreciation	973,549	-	973,549
Amortization	35,000	-	35,000
Printing	366,498	-	366,498
Printing - SMART Program	1,333	-	1,333
Promotion, Sponsorships, and Programs	457,157	-	457,157
Promotion, Sponsorships, and Programs - SMART Program	6,444	-	6,444
Travel	1,367,564	-	1,367,564
Travel - SMART Program	1,842	-	1,842
Insurance	608,973	-	608,973
Contributions	529,832	-	529,832
Lineage and Construction	1,046,324	-	1,046,324
Earnings Allocation - SMART Program	6,750,000	-	6,750,000
Miscellaneous	296,184	-	296,184
Miscellaneous - SMART Program	599	-	599
Total Expenses	44,145,522	-	44,145,522

**UNITED STATES BOWLING CONGRESS, INC.
STATEMENT OF ACTIVITIES (CONTINUED)
YEAR ENDED DECEMBER 31, 2022**

	Without Donor Restrictions	With Donor Restrictions	Total
CHANGE IN NET ASSETS FROM OPERATIONS	\$ (27,713,801)	\$ -	\$ (27,713,801)
EQUITY IN NET LOSS OF INTERNATIONAL BOWLING CAMPUS, LLC	(260,829)	-	(260,829)
CHANGE IN POSTRETIREMENT BENEFIT OBLIGATION, OTHER THAN PERIODIC EXPENSE	117,960	-	117,960
CHANGE IN NET ASSETS	(27,856,670)	-	(27,856,670)
Net Assets - Beginning of Year	44,271,709	-	44,271,709
NET ASSETS - END OF YEAR	<u>\$ 16,415,039</u>	<u>\$ -</u>	<u>\$ 16,415,039</u>

DRAFT - Preliminary
 For Discussion Purpose Only
 Subject to Change

UNITED STATES BOWLING CONGRESS, INC.
STATEMENT OF FUNCTIONAL EXPENSES
YEAR ENDED DECEMBER 31, 2023

	Program Services	Management and General	Total
Salaries	\$ 6,335,104	\$ 1,277,705	\$ 7,612,809
Fringe Benefits	2,067,444	263,093	2,330,537
Employee Recruitment and Training	107,101	54,744	161,845
Temporary Agency Services	3,743,652	9,550	3,753,202
Professional Services	4,592,598	452,454	5,045,052
Professional Services - SMART Program	-	302,750	302,750
Supplies	176,301	5,019	181,320
Supplies - SMART Program	-	238	238
Resale Merchandise	61,460	108	61,568
Prizes	11,424,468	-	11,424,468
Awards	961,149	4,827	965,976
Telephone	37,267	-	37,267
Postage and Freight	1,232,907	6,009	1,238,916
Postage and Freight - SMART Program	-	6,348	6,348
Facilities	53,824	1,100,061	1,153,885
Equipment Maintenance and Repairs	814,110	37,256	851,366
Depreciation	823,043	143,576	966,619
Amortization	-	36,667	36,667
Printing	449,177	10,995	460,172
Printing - SMART Program	-	4,660	4,660
Promotion, Sponsorships, and Programs	865,327	2,938	868,265
Promotion, Sponsorships, and Programs - SMART Program	-	4,062	4,062
Travel	1,457,064	335,697	1,792,761
Travel - SMART Program	-	9,403	9,403
Insurance	84,207	667,224	751,431
Contributions	423,424	15,031	438,455
Lineage and Construction	1,406,107	-	1,406,107
Earnings Allocation - SMART Program	-	7,165,120	7,165,120
Miscellaneous	435,624	105,899	541,523
Miscellaneous - SMART Program	-	16,955	16,955
Total Expenses by Function	\$ 37,551,358	\$ 12,038,389	\$ 49,589,747

**UNITED STATES BOWLING CONGRESS, INC.
STATEMENT OF FUNCTIONAL EXPENSES
YEAR ENDED DECEMBER 31, 2022**

	Program Services	Management and General	Total
Salaries	\$ 5,797,920	\$ 1,416,660	\$ 7,214,580
Fringe Benefits	1,715,223	287,209	2,002,432
Employee Recruitment and Training	74,756	84,101	158,857
Temporary Agency Services	3,298,665	-	3,298,665
Professional Services	3,087,192	670,122	3,757,314
Professional Services - SMART Program	-	304,929	304,929
Supplies	183,769	5,763	189,532
Supplies - SMART Program	-	41	41
Resale Merchandise	25,657	-	25,657
Prizes	10,832,310	-	10,832,310
Awards	799,111	14,858	813,969
Telephone	33,220	-	33,220
Postage and Freight	1,131,411	11,352	1,142,763
Postage and Freight - SMART Program	-	3,122	3,122
Facilities	98,035	1,055,783	1,153,818
Equipment Maintenance and Repairs	744,906	28,108	773,014
Depreciation	827,517	146,032	973,549
Amortization	-	35,000	35,000
Printing	358,188	8,310	366,498
Printing - SMART Program	-	1,333	1,333
Promotion, Sponsorships, and Programs	386,463	70,694	457,157
Promotion, Sponsorships, and Programs - SMART Program	-	6,444	6,444
Travel	1,069,401	298,163	1,367,564
Travel - SMART Program	-	1,842	1,842
Insurance	73,002	535,971	608,973
Contributions	439,697	90,135	529,832
Lineage and Construction	1,046,324	-	1,046,324
Earnings Allocation - SMART Program	6,750,000	-	6,750,000
Miscellaneous	224,187	71,997	296,184
Miscellaneous - SMART Program	-	599	599
Total Expenses by Function	\$ 38,996,954	\$ 5,148,568	\$ 44,145,522

UNITED STATES BOWLING CONGRESS, INC.
STATEMENTS OF CASH FLOWS
YEARS ENDED DECEMBER 31, 2023 AND 2022

	2023	2022
CASH FLOWS FROM OPERATING ACTIVITIES		
Change in Net Assets	\$ 5,292,529	\$ (27,856,670)
Adjustments to Reconcile Change in Net Assets to Net Cash Provided (Used) by Operating Activities:		
Depreciation	966,619	973,549
Amortization	36,667	35,000
Amortization of ROU Asset	43,551	88,764
Forgiveness of Note Receivable	-	100,000
Imputed Interest Income	-	(4,650)
Decrease in Post-Retirement Benefit Obligation	(60,116)	(194,917)
Net Realized and Unrealized (Gains) Losses on Investments	(12,951,265)	19,278,884
Equity in Net Loss of International Bowling Campus, LLC	277,389	260,829
Effects of Changes in Operating Assets and Liabilities:		
Accounts Receivable	(124,004)	(135,806)
Due from Related Parties	230,508	(390,102)
Inventory	33,529	1,818
Prepaid Expenses and Other	(213,787)	(233,756)
Accounts Payable	234,176	(130,521)
Due to Related Parties	(21,938)	(6,676)
Accrued Liabilities	(67,976)	632,798
Deferred Revenue	1,500,209	2,972,861
Scholarship Awards Payable	5,438,090	5,998,524
Lease Liability - Operating	(43,551)	(88,764)
Net Cash Provided by Operating Activities	570,630	1,301,165
CASH FLOWS FROM INVESTING ACTIVITIES		
Sales of Investments	3,958,327	1,671,022
Purchases of Investments	(17,258,327)	(230,401)
Purchases of Property and Equipment	(431,890)	(368,813)
Purchase of Bowling Program	(100,000)	-
IBC Capital Contribution	(82,758)	-
Net Cash Provided (Used) by Investing Activities	(13,914,648)	1,071,808
NET INCREASE (DECREASE) IN CASH AND CASH EQUIVALENTS	(13,344,018)	2,372,973
Cash and Cash Equivalents - Beginning of Year	19,392,726	17,019,753
CASH AND CASH EQUIVALENTS - END OF YEAR	\$ 6,048,708	\$ 19,392,726
SUPPLEMENTAL DISCLOSURE OF NONCASH ACTIVITIES		
Equipment Received in Exchange for Operating Lease	-	-



A ***Future*** FOR
THE ***Sport***